



NATIONAL RIFLE ASSOCIATION



Gallery Rifle & Pistol Handbook 2025

NRA COMPETITIONS 2025

CSR League: 4 Jan SAW: 29 – 30 Mar
Historic SR: 1 Feb Smallbore LR: 30 Mar
CSR League: 2 Feb CSR League: 12 Apr
CSR League: 1 Mar PRS Match: 19 Apr
PRS Match: 2 Mar Phoenix: 22 – 25 May
TS Festival: 8 – 9 Mar Inter-Counties: 7 – 8 Jun

156TH IMPERIAL MEETING

Service Rifle: 13 – 24 Jun McQueen: 12 – 20 Jul
Adaptive Champs: 19 Jun Sporting Rifle: 12 – 22 Jul
CSR: 2 – 6 Jul CCF Schools: 14 – 17 Jul
F Class: 3 – 6 Jul GR&P: 17 – 20 Jul
Match Rifle: 11 – 17 Jul 300m Champs: 21 – 22 Jul
Historic Arms: 12 – 13 Jul Target Rifle: 17 – 26 Jul

Cottesloe Heath Challenge: 15 – 17 Aug
Nationals: 30 – 31 Aug Trafalgar: 18 – 19 Oct
Historic SR: 4 Oct AAW: 25 – 26 Oct
CSR League: 5 Oct CSR League: 1 Nov
TS Festival: 4 – 5 Oct PRS Match: 2 Nov
Ages Match: 11 Oct CSR League: 7 Dec



The Gallery Rifle & Pistol Handbook



NATIONAL RIFLE ASSOCIATION

Volume 4 of the NRA Handbook

2025 Edition

This Handbook is issued by, and the Rules, Regulations and Conditions are made by, order of the Council and approved on 8 February 2025

Adopted for International competition by the International Gallery Rifle Federation (IGRF)
© National Rifle Association of the United Kingdom

Contents

	2025 Edition Edits	7
	Advertisers 2025	8
	Introduction	9
A	Rules	
A1	General	10
	A1.1 Purpose	10
A2	Definitions of Firearms and Ammunition	10
	A2.1 General	10
	A2.2 Gallery Rifle Centrefire (GRCF)	10
	A2.3 Gallery Rifle Smallbore (GRSB)	11
	A2.4 Long Barrelled Pistol (LBP)	11
	A2.5 Long Barrelled Revolver (LBR)	11
	A2.6 Service Rifle	12
	A2.7 Target Shotgun	14
	A2.8 Ammunition	14
A3	Conduct of Shooting	16
	A3.1 Photography	16
	A3.2 Safety	16
	A3.3 Clothing and Equipment	19
	A3.4 Range Procedures	19
	A3.5 Disabled / Handicapped Competitors	20
	A3.6 Malfunctions and Reshoots	22
	A3.7 Penalties	23
A4	Discipline	23
	A4.1 Aliases	23
	A4.2 Score and classification falsification	23
	A4.3 Cross fires and excess hits	24
	A4.4 Bribery	24
	A4.5 Disorderly conduct	24
	A4.6 Wilful destruction of range equipment	24
	A4.7 Chronographing	24
	A4.8 Refusal to obey	24
	A4.9 Evasion of rules	24
	A4.10 Self-discipline	25
	A4.11 Safety violations	25
	A4.12 Loud or abusive language	25
	A4.13 Sanctions	25
	A4.14 Disqualification	25
	A4.15 Expulsion	25

B	General Information	
B1	General	26
	B1.1 National Shooting Centre Map	26
	B1.2 Purpose	28
B2	Officials	28
	B2.1 Duty to competitors	28
	B2.2 Meeting Director	28
	B2.3 Chief Range Officer (CRO)	28
	B2.4 Range Officer (RO)	29
	B2.5 Chief Statistical Officer (Chief Stats)	29
B3	Competitor Duties	29
	B3.1 Discipline	29
	B3.2 Knowledge of meeting conditions	29
	B3.3 Competitors will score	30
	B3.4 Reporting at firing point	30
	B3.5 Timing	30
	B3.6 Delaying an event	30
	B3.7 Loading and Reloading	30
	B3.8 After finishing a Practice / Stage	31
	B3.9 Re-Entries	31
B4	Teams	31
	B4.1 Team representation	31
	B4.2 Coaching in team events	31
B5	Range Commands	31
	B5.1 Firing line commands	31
	B5.2 Repeating commands	32
B6	Positions	32
	B6.1 Ready position	32
	B6.2 Moving between positions	33
	B6.3 Prone	33
	B6.4 Sitting	34
	B6.5 Kneeling	34
	B6.6 Standing unsupported	34
	B6.7 Foot Fault Lines	34
	B6.8 Using a barricade	34
	B6.9 Benched	35
	B6.10 Alternative Positions	35
	B6.11 Handguns – One hand or both	35
B7	Firearm and Ammunition Malfunctions	36

B8	Scoring	36
	B8.1	When to score 36
	B8.2	Who can score 36
	B8.3	Where to score 36
	B8.4	How to score 36
	B8.5	Gauging 37
	B8.6	Early / late shots 37
	B8.7	Too many / too few shots 37
	B8.8	Scorer's duties 38
	B8.9	Competitor's duties 38
	B8.10	Scorecards 38
B9	Ties	38
	B9.1	Individual events 38
	B9.2	Team events 38
B10	Challenges and Protests	39
	B10.1	Challenges 39
	B10.2	Jury 39
	B10.3	Protests 39
	B10.4	Challenges and protests in team events 39
B11	Results	40
	B11.1	Posting results 40
	B11.2	Changing final results 40
	B11.3	Prizes and Trophies 40
	B11.4	Retention of records 40
B12	Classifications	40
	B12.1	Classifications 40
	B12.2	Open Meetings – Classified & Classless 41
	B12.3	Competing in a higher class 42
	B12.4	Appeals 42
B13	Range Standards	42
	B13.1	Firing line 42
	B13.2	Firing point 42
	B13.3	Shelter 42
	B13.4	Illumination 42
	B13.5	Target numbers 42
	B13.6	Event specific range equipment 42

C Event Conditions

C1	General	44
C1.1	Purpose	44
C1.2	Event Numbering	44
C1.3	Targets	45
C1.4	Event Conditions	50
	25m Precision	50
	25m Precision Muzzle Loading	51
	25m Precision Benched	52
	50m Precision	53
	50m Precision Target Shotgun	54
	50m Precision Muzzle Loading	56
	50m Precision Benched	57
	America Match	58
	Timed & Precision 1	59
	Timed & Precision 1 Air Pistol	61
	Timed & Precision 1 Shotgun	62
	Timed & Precision 1 Shotgun Classic	63
	Timed & Precision 1 Muzzle Loading	64
	Timed & Precision 2	65
	Timed & Precision 3	68
	Multi-Target	71
	Multi-Target Shotgun	73
	Multi-Target Muzzle Loading Revolver	74
	Phoenix A	75
	Multi-Target 3	78
	1500	80
	1020	84
	Bianchi	86
	WA48	94
	Advancing Target	96
	Advancing Target Muzzle Loading Revolver	98
	Advancing Target Benched	99
	Speed Steels Challenge	100
	Speed Steels Challenge Benched	101
	25m Timed	102
	25m Timed Muzzle Loading Revolver	103
	Sport Pistol	104
	NRA Rapid Fire Pistol	105
	Standard Pistol	106
	The Grand	107
	NRA Embassy Cup	110
	Service Match	112
	Practical Matches	112
	Man v Man	114

	Metallic Silhouettes	116
	25m Classic Muzzle Loading	117
	Granet	118
	Granet Muzzle Loading	119
	Imperial Silhouettes	120
	Surrenden	121
	100 Yards Muzzle Loading	122
	100 Yards Shotgun	122
	100/200 Yards	123
	100/200 Yards Muzzle Loading	123
	200/300 Yards	124
	IGRF Limited Bolt Action Rifle (B)	125
	Sporting Rifle Statics	126
	100/200/300 Yards	127
	100/200/300 Yards Sporting	128
	400/500/600 Yards	129
	400/500/600 Yards F Class	130
	400/500/600 Yards Black Powder	131
	800/900/1000 Yards	132
	800/900/1000 Yards F Class	134
	800/900/1000 Yards Black Powder	135
	200 Yards	136
	Mini McQueen	138
	McQueen	140
C2	Phoenix Meeting	142
	C2.1 International & Club Teams	142
	C2.2 Phoenix International	142
	C2.3 Prizes, Trophies and Grand Master Medals	142
C3	Imperial Meeting	144
	C3.1 Firearms & Sights	144
	C3.2 Competitions	144
	C3.3 Malfunctions	146
	C3.4 Scoring & Ties	146
	C3.5 Awards	146
	C3.6 Imperial Unlimited Event Conditions	148
	C3.7 Imperial Aggregate Event Conditions	152
	C3.8 Imperial Team Event Conditions	153
C4	Gallery Rifle National Open Championships	156
	C4.1 Home Countries Match	156
D	Standards & Records	
D1	Phoenix Standards	158
D2	National & Phoenix Records	168

2025 Handbook Edits

Changes from the 2024 edition affecting the content or applicability of rules are sidelined and outlined below. Indexing, typographical, grammatical and layout amendments are not marked

- A3.2.8 Update to the unloading rules – with specific edits to LBP and LBR
- B3.7.2-5 Updates to loading and reloading procedure for events
- B6.8.1 Update to the use of a barricade
- B12.2 Update to Open Meetings
- C1.3 Update to F Class and NRA Targets – see Appendix V of the NRA Handbook

Event Condition Changes

- Timed & Precision 3** Updates to event, loading and accessory conditions
- Phoenix A** Update to loading conditions
- Multi-Target 3** Update to reloading conditions
- Sport Pistol** Update to position
- Grand** Addition of LBP, Updates to event conditions
- Surrenden** Updates to event and scoring conditions
- 200 Yards** Update to positions
- Cotterill Unlimited** Update to Grand Master Qualifying score
- Multi-Target Unlimited** Update to HPS requirement

- D1 Update to Phoenix Standards: 800/900/1000 Yards
- D2 Update to Record Scores



We are delighted that Brownells UK are offering their continued support as headline sponsor of the 28th Phoenix Meeting 2025. Our sincere thank you to Gavin and Victoria Mair who truly support this Meeting and our shooting community

Brownells have been actively involved and supportive of the Phoenix Meeting for a considerable number of years and supply over 60,000 products from 900 different manufacturers and are a leading and reputable supplier of reloading and shooting supplies

Gavin, Victoria and the team at Brownells show an avid interest in the Phoenix Meeting and all its competitors

They are proud to support the Meeting and offer their heartfelt encouragement and best wishes to all who take part and wish you all 'good shooting'

Advertisers 2025

The NRA and Gallery Rifle community would like to thank all our advertisers and sponsors. This support adds value to our shooting community, the Handbook and the Phoenix Meeting

Please refer to this Handbook when you make contact with any of our sponsors or advertisers as their interest in the discipline and sport is appreciated

Brownells UK Ltd
Country Sports Wholesale
Diverse Trading
Eden Trading
Edgar Brothers
G-Ten

Law Enforcement International Ltd
McQueen Targets
Southern Gun Company
Swatcom
Vortex Optics

Introduction

The governing body for Gallery Rifle (GR) shooting in the UK is the National Rifle Association (NRA). The NRA is also the governing body for Long Barrelled Revolver (LBR) and Long Barrelled Pistol (LBP) shooting (as defined in this Handbook). The discipline under which these three types of firearm are encompassed is defined by the NRA as “Gallery Rifle and Pistol (GR&P)”

This Handbook, produced under the auspices of the NRA, contains four Sections:

- A. Rules:** These Rules always apply to GR&P shooting conducted under NRA auspices
- B. General Information:** This section describes the conditions which apply to all GR&P shooting unless any of these conditions are over-ridden by range specific, meeting-specific or event-specific conditions
- C. Event Conditions:** The GR&P event numbering scheme is explained in this section, which also describes the courses of fire for all GR&P events shot at national level within the UK
- D. Standards & Records**

The Handbook will be reviewed and re-released annually in order to address any issues which have arisen during the year. However, if a particularly significant issue is identified then the Handbook may be updated at any time. The most up-to-date version of the Handbook will always be available in various formats for download from the Galleryrifle (www.galleryrifle.com) or NRA (www.nra.org.uk) websites

All GR&P meeting organisers, range crew, and competitors should be familiar with the contents of this Handbook

Copies of the Handbook should be readily available to competitors and support staff at all GR&P meetings

Any questions or comments on the Handbook should be directed to the NRA’s GR&P Discipline Representative by e-mail (gallery@nra.org.uk) via the NRA or Galleryrifle Facebook pages or groups, or by post through the NRA offices: Bisley, Brookwood, Surrey, GU24 0PB

A - Rules

A1 General

A1.1 Purpose

A1.1.1 Nothing in this Volume shall supersede the NRA Disciplinary Code, any Policy of the NRA formally approved by The Council, or any element of Volumes 1-3 of the NRA Handbook that is of general application across all disciplines

A1.1.2 The Rules defined in this Section apply to all use of Gallery Rifles and Pistols under NRA auspices and will be strictly enforced at all GR&P meetings. Any breach will be dealt with under the disciplinary arrangements specified in this Handbook – though these may be superseded by the conditions of the individual match and/or meeting in which the breach occurs. In particular, a breach occurring at an NRA event must be notified to the Secretary General in accordance with the NRA Disciplinary Code and may be subject to action under that Code in addition to action under this rule. Any competitor witnessing a breach of these rules is required to bring the matter to the attention of a meeting official immediately

A2 Definition of Firearms and Ammunition

A2.1 General

A2.1.1 Firearms that conform to the definitions and dimensions set out in Section 1, Firearms Act 1968 (as amended) are generally eligible subject to special conditions set out below. They fall into the categories described and will compete in separate events

A2.2 Gallery Rifle Centrefire (GRCF)

A2.2.1 Gallery Rifles in a centrefire calibre are divided into three types as follows:

GRCF Standard: a lever action rifle with an integral tube magazine

GRCF Open: any other Gallery Rifle of different design

GRCF Classic: any Gallery Rifle which complies with the Classics Discipline definitions of eligibility for the Imperial Historic Arms and Trafalgar Meetings. The 'Spirit of the Original' must endure. This means no contemporary telescopic sights, no high visibility red / green foresight elements, no dropped butt plates, no raised cheekpieces and no fore end hand hold / palm rest additions or similar. The onus is on the shooter to prove that any modification to a standard is 'in the spirit of the original' e.g. by reference to a publication or catalogue of the period

A2.2.2 All GRCF must comply with the following:

a. Calibre: Any centrefire calibre. The muzzle velocity must not exceed 2150 f/sec and the muzzle energy must not exceed 1496 f. lbs. "Downloaded" fullbore rifle ammunition is not permitted

b. Trigger Weight: No minimum permitted trigger weight, but the trigger must be safe in the judgement of the Chief Range Officer (CRO)

c. Slings: The use of slings is prohibited

- d. **Sights:** Two types of sights are permitted:
 - i. **Iron:** Iron sights which may include sights of any colour
 - ii. **Optical:** Optical sights may include telescopic and 'red dot' sights but not lasers which project onto the target itself

A2.3 Gallery Rifle Smallbore (GRSB)

A2.3.1 Any Gallery Rifle in .22" rimfire may be used. The standard for GRSB is a self-loading rifle with a detachable magazine. Other designs are permitted. All GRSB must comply with the following:

- a. **Calibre:** .22" rimfire only
- b. **Trigger Weight:** No minimum permitted trigger weight, but the trigger must be safe in the judgement of the CRO
- c. **Slings:** The use of slings is prohibited
- d. **Sights:** Two types of sights are permitted:
 - i. **Iron:** Iron sights which may include sights of any colour
 - ii. **Optical:** Optical sights may include telescopic and 'red dot' sights but not lasers which project onto the target itself

A2.4 Long Barrelled Pistol (LBP)

A2.4.1 This category covers all .22" rimfire Long Barrelled Pistols. It includes revolvers and self-loading guns. It also includes single-shot pistols, though these are only likely to be practical in the precision events (numbers 01 and 03 – see Section C). All LBPs must comply with the following criteria:

- a. **Calibre:** .22" rimfire only
- b. **Trigger Weight:** No minimum permitted trigger weight, but the trigger must be safe in the judgement of the CRO
- c. **Sights:** Two types of sights are permitted:
 - i. **Iron:** Iron sights which may include sights of any colour
 - ii. **Optical:** Optical sights may include telescopic and 'red dot' sights but not lasers which project onto the target itself

A2.4.2 LBPs capable of being fitted with a shoulder stock may be used provided that the shoulder stock is not attached. An extension rod, if fitted, may only make contact with the body on the hand, or the arm up to the elbow

A2.5 Long Barrelled Revolver (LBR)

A2.5.1 Any Long Barrelled Revolver in a centrefire pistol calibre may be used in this category. All LBRs must comply with the following criteria:

- a. **Calibre:** Any calibre
- b. **Trigger Weight:** No minimum permitted trigger weight but must be safe in the judgement of the CRO
- c. **Sights:** Two types of sights are permitted:
 - i. **Iron:** Iron sights which may include sights of any colour
 - ii. **Optical:** Optical sights may include telescopic and 'red dot' sights but not lasers which project onto the target itself

- A2.5.2 LBRs capable of being fitted with a shoulder stock may be used provided that the shoulder stock is not attached. An extension rod, if fitted, may only make contact with the body on the hand, or the arm up to the elbow
- A2.5.3 **Double-action:** Double-action firing is accomplished by pulling the trigger of a revolver through with one motion to raise the hammer and let it fall without otherwise cocking the gun. When double-action is specified in the event conditions it must be used
- A2.5.4 **Single-action:** Single-action firing is accomplished by cocking the hammer of a revolver before each shot is fired. The gun may be cocked with either hand. Single-action may be used when it is specified in the event conditions or when no particular action is specified. Double-action can be used instead of single-action at the shooter's discretion

A2.6 Service Rifle

- A2.6.1 The rules for Civilian Service Rifle are defined in the NRA Civilian Service Rifle Handbook and duplicated here for ease of reference. In the event of any discrepancy between Civilian Service Rifle rules appearing in the GR&P Handbook and the CSR Handbook, the CSR Handbook takes precedence

SR (a) – Service Rifle Class A

- a. A service rifle as issued by any government and used without any unauthorized alterations or additions
- b. **Sling:** a sling corresponding to as issued 1937 pattern is permitted, attached to the rifle in two points in the regulation manner. The sling may be used for steadying the rifle and may be placed round one arm and/or wrist but not round any other part of the body
- c. **Gloves:** no padded shooting gloves are allowed
- d. **Shooting jackets:** may be worn so long as they are not done up and not attached to any sling
- e. **Backsight:** a backsight as issued must be used. The wind-gauge if any must be set centrally
- f. **Foresight:** a blade foresight, which may be undercut
- g. **Wind:** must be allowed for by aiming off
- h. **Sights:** may be blackened, but nothing may be affixed for shading them
- i. **Trigger pull:** minimum of 5lbs
- j. **Magazines:** magazines or clips may only be charged with a maximum of five rounds

A2.6.2 SR (b) – Service Rifle Class B

- a. Any rifle as defined for SR (A) except that:
 - i. The sling must be attached to the rifle at no more than two points; it must not exceed 2 inches in width or ¼ inch in thickness
 - ii. The wind-gauge if any may be adjusted and used
 - iii. An additional aperture backsight may be affixed and used



BORE TECH

REDEFINING GUN CARE

CHEMICAL SELECTION GUIDE



Made in U.S.A.
www.boretech.com
cs@boretech.com

CLEANER	CARBON	COPPER	LEAD	PLASTIC	MOLY	OIL / GREASE	RECOMMENDED USE
ELIMINATOR™ BORE CLEANER							Recommended for MOST Cleaning Situations Example: Moderately Fouled Rifle /Pistol Bores
CARBON REMOVER							Recommended for HEAVY Carbon Fouling Example: AR Bolt, AR Carrier, Revolver Cylinder, Neglected Gun
Cu²⁺ COPPER REMOVER™							Recommended for HEAVY Copper Fouling Example: Barrel Break-in, High Round Count, Neglected Gun
RIMFIRE BLEND™							Recommended for Lead, Wax & Carbon Fouling Example: Rimfire Rifles/Pistols, Cast Lead
SHOTGUN BLEND™							Recommended for Plastic, Lead & Carbon Fouling Example: All Shotguns
BLACK POWDER							Recommended for Carbon & Corrosive Fouling Example: All Black Powder & Inline Rifles/Pistols
Chameleon Gel™							Recommended for SEVERE Fouling & Maintenance Example: Fouling in Throat Area, Carbon Rings, Every 500 Rounds
MOLY MAGIC™							Recommended for HEAVY Moly Fouling Example: Use in Conjunction with a Bore Cleaner
BLAST DEGREASER / CLEANER							Recommended for Removing Carbon, Oil & Grease Example: Trigger Groups, Actions

www.BoreTech.com

Supplied by Country Sports Wholesale Ltd



- A2.6.3 **SR (O) – Service Rifle Open**
- a. Any rifle chambered for cartridges used in the above classes
 - b. **Sights:** of any description including magnifying or telescopic
 - c. **Sling:** of any pattern may be used as an aid to steadying the rifle
 - d. **Gloves:** no padded shooting gloves are allowed
 - e. **Shooting jackets:** may be worn so long as they are not done up and not attached to any sling
 - f. **Support:** when shooting in the prone position competitors may use some form of rest for the wrist or back of the forward hand. No form of rest is to be affixed to the rifle
 - g. **Magazines:** or clips may only be charged with a maximum of five rounds
- A2.6.4 **SR (IS) – Service Rifle post 1955 Iron Sights**
- a. Iron sights only
 - b. No restriction on slings
 - c. Rests are prohibited
 - d. Trigger weight 4.5lbs minimum
 - e. Magazine resting is permitted, no part of the wrist of the supporting arm may touch the ground
 - f. No padded shooting gloves are allowed
 - g. Shooting jackets may be worn so long as they are not done up and not attached to any sling
- A2.6.5 **SR (SO) – Service Rifle post 1955 Service Optic**
- a. No restriction on slings
 - b. Magazine resting is permitted, but no part of the wrist of the supporting arm may touch the ground
 - c. Fore grips are prohibited, as are any modifications to the fore end, such as hand or sling stops, intended to facilitate an advantage with the support hand
 - d. Bipods are prohibited
 - e. Trigger weight 4.5lbs minimum
 - f. Optic sights maximum magnification of 4.5x
 - g. No padded shooting gloves are allowed
 - h. Shooting jackets may be worn so long as they are not done up and not attached to any sling
- A2.6.6 **SR (PO) – Service Rifle post 1955 Practical Optic**
- a. No restriction on slings or rests
 - b. Bipods may be used, but remain fitted to the firearm for the duration of the Stage or Practice
 - c. Vertical fore grips may be used, but must remain fitted at all times
 - d. Trigger weight 1.5kg minimum
 - e. No restriction on optic sights
 - f. Gloves: no padded shooting gloves are allowed
 - g. Shooting jackets may be worn so long as they are not done up and not attached to any sling

A2.7 Target Shotgun (TS)

A2.7.1 The rules for Target Shotguns are defined in the NRA Target Shotgun Handbook and duplicated here for ease of reference. In the event of any discrepancy between Target Shotgun rules appearing in the GR&P Handbook and the TS Handbook, the TS Handbook takes precedence

Target Shotguns are divided into one general classification and 4 types:

Any Shotgun (SG)

Manual (SGM): Any Manual Action Shotgun with an integral tubular magazine or detachable magazine

Semi-Automatic (SGSA): Any Semi-Automatic Shotgun with an integral tubular magazine or detachable magazine

Classic (SGC): Any shotgun that is not magazine fed and is not fitted with optical or electronic (red dot, telescopic etc) sights

Manual Action Integral (SGMI): Any Manual Action Shotgun with an integral tubular magazine or detachable magazine and is not fitted with optical or electronic (red dot, telescopic etc) sights

Semi-Automatic Integral (SGSAI): Any Semi-Automatic Shotgun with an integral tubular magazine or detachable magazine and is not fitted with optical or electronic (red dot, telescopic etc) sights

Multi-Barrel (SGMB): Any shotgun with multiple barrels that is not fitted with optical or electronic sights or a magazine

Service (SGSV): Any shotgun and sight combination that matches the specification of one that is or was on issue by any government to its Armed Forces or Police, without any alterations or additions from the issue specification save for the extension of the barrel to comply with UK legislation

A2.7.2 Some shotgun events require the use of a Section 1 shotgun and solid slug ammunition (only). A magazine capacity of at least 6 rounds is recommended. If you are in any doubt as to the eligibility of a particular firearm, you are strongly advised to contact the NRA before the meeting. Areas which may need clarification include types of sights, artificial aids to shooting, types of action, eligible calibres etc

A2.8 Ammunition

A2.8.1 Either hand-loaded or factory loaded ammunition may be used. All ammunition must have sufficient energy to pass through paper/card targets and their backing boards. Shots which do not pass through such targets will be scored as misses

A2.8.2 All ammunition must be within the safety limits of the range(s) in use. Any RO may require a competitor's ammunition to be tested to ensure compliance. Limits on muzzle velocity and muzzle energy for both centrefire and smallbore ammunition may be enforced by testing with a chronograph where range conditions allow and appropriate equipment is available

- A2.8.3 **Muzzle Loading Propellants:** Some events are open to firearms using any propellant for which the firearm is appropriately proofed. If your firearm is proofed for black powder only and is a modern reproduction or is of modern design, you may only use 'Pyrodex' if this is in accordance with the guidance given by the manufacturer of the firearm. If you are using an original firearm then black powder must be used unless the firearm been re-proofed for modern nitro powders. You may be prevented from using any firearm or load if either is, in the opinion of the Chief Range Officer, unsafe
- You may only use smokeless propellants if your firearm is nitro proofed
- A2.8.4 Centrefire ammunition must comply with the safety limits of the range(s) but only target loads are needed at the shorter ranges up to 50 metres. Excessively noisy ammunition can be intrusive for other competitors. Please bear this in mind before making or purchasing ammunition
- A2.8.5 Magnum, armour piercing, high velocity, jacketed or plated rounds are not permitted on steel plate targets. Limits on power and speed will be enforced. These will apply to both Centrefire and Smallbore; random testing with a chronograph will take place on the range. Failing this test will result in disqualification. The limits are as follows:

Centrefire: (lead core bullets only)

Bullet weight over 200 grains: maximum velocity 1000 ft/sec

Bullet weight 200 grains or less: maximum velocity 1200 ft/sec

Smallbore: maximum velocity 1300 ft/sec

A3 Conduct of Shooting

The safety rules in Section 52 of Volume 1 of the NRA 'Bible' also apply; in the event of any apparent conflict with the rules in this book, the GR&P Handbook takes precedence

A3.1 Photography

- A3.1.1 Please do not take photographs or videos on the ranges without first asking permission of the Chief Range Officer and the people in the picture. At the National Shooting Centre, Bisley, professional photographers must be in possession of a 'Photography Permit', which is obtainable through the NRA Reception

A3.2 Safety

- A3.2.1 All competitors and other personnel in the immediate vicinity of the firing point are required to wear ear protection (e.g. earplugs). Eye protection (e.g. shatterproof glasses) must also be worn when hard targets (e.g. steel plates) are in use. The wearing of eye protection is very strongly advised at all times (and may be made mandatory by the conditions of some meetings). The NRA will not be liable for any injury sustained through the lack of appropriate protection
- A3.2.2 All firearms must remain boxed or cased until permission to remove them from their box or case has been given by the CRO

- A3.2.3 No competitor may touch an unboxed or uncased firearm except under RO supervision
- A3.2.4 No competitor may load a firearm until ordered to do so by an RO on the firing point. Magazines and speedloaders may be pre-charged but must not be inserted in the firearm until the order to do so has been given. Unless otherwise stated within the course of fire, magazines and speedloaders should only be pre-charged with the number of rounds appropriate to the course of fire (e.g. event 07 T&P1 is fired in strings of 6 rounds so magazines and speedloaders should be charged with 6 rounds)
- A3.2.5 When stationary on the range the muzzles of all firearms being held must be pointed downrange in a safe direction
- A3.2.6 When moving around the range during an event under the control of a Range Officer, firearms must be carried as follows:
- a. **Revolvers:** Unloaded. Either boxed, holstered, or muzzle up with the cylinder held open by the fingers of the carrying hand
 - b. **Pistols:** Unloaded. Either boxed, holstered, or muzzle up with the action locked open
 - c. **Rifles:** Unloaded. Either cased or muzzle up with the action open
- Note: These rules do not apply when the competitor is moving as part of the course of fire (e.g. event 13 Phoenix A); the specific rules in the course of fire are to be followed in such cases
- A3.2.7 When not on the firing point all firearms must be in the following condition:
- a. **Revolvers:** Boxed with no rounds in the cylinder, hammer down
 - b. **Pistols:** Boxed with the magazine removed, no rounds in the chamber, slide forward, hammer down
 - c. **Rifles:** Cased with any detachable magazine removed, no rounds in the chamber or in any fixed magazine, hammer down
- A3.2.8 It is the responsibility of the firer to unload and clear their firearm before presenting it for inspection. No firearm is to be boxed, cased, holstered or held muzzle up (see A3.2.6 & A3.2.7 above) until it has been confirmed clear by an RO. After the RO has confirmed clear, they will instruct the competitor whether to box, case, holster or hold the firearm muzzle up. The clearance procedures for the various gun types are as follows:
- a. **GRSB:** Competitor removes magazine, locks action open, confirms that chamber, action and boltface are clear of live rounds, misfires and empty cases and presents for inspection. RO confirms clear
 - b. **GRCF with fixed magazine:** Competitor opens the action, confirms that magazine, chamber, action and boltface are clear of live rounds, misfires and empty cases, racks three times for RO to see, leaves action open. RO confirms clear
 - c. **GRCF with detachable magazine:** As GRSB

- d. **GRCF revolving carbine:** Competitor opens cylinder, ejects all cases, confirms that chambers and frame are clear of live rounds, misfires and empty cases and presents for inspection. RO confirms clear
- e. **LBP:** As GRSB. When empty and proved clear the firearm must be pointed in a safe direction; the slide must then be put forward and the action fired so that the hammer is down. If the competitor is concerned about possible damage to the LBP, the hammer may “eased” down
- f. **LBR:** As revolving carbine.

- A3.2.9 During a course of fire, at the CRO’s discretion, firearms may be grounded on the firing point instead of being boxed or cased. This may only be done after the firearm has been proved clear by an RO. Grounded firearms must point downrange in a safe direction and have their actions / cylinders open. They are not to be touched again until the CRO so instructs
- A3.2.10 A belt mounted holster may be used with an LBP or LBR. Such holsters may be right or left-handed. The holster must cover the gun’s trigger. Shoulder or cross-draw holsters are not allowed, nor are holsters from which the LBP/LBR is released by inserting a finger within the trigger guard
- A3.2.11 If any RO or any other person on the range considers that there is a potential or actual breach of safety which urgently requires all competitors to stop firing they will immediately give the order “Stop, Stop, Stop”. All competitors must immediately stop firing, take their finger off the trigger, keep their firearms pointing at the target and await further instructions
- A3.2.12 If it proves necessary for any person to move forward of the firing line after the command to load has been given, all firearms must be unloaded and proved clear in the normal manner
- A3.2.13 A misfire occurs when the firearm operates normally but the cartridge does not ignite.

If a firearm misfires the competitor may attempt to clear the misfire if it is safe to do so and continue firing. If the misfire cannot be safely cleared the competitor must cease firing, bring the firearm to waist height keeping it pointing towards the target and attract the attention of the RO by raising a hand. At the end of the practice, if it is necessary, the RO will assist or instruct the competitor when and how to unload the firearm, check the barrel and take remedial action

A3.3 Clothing and Equipment

A3.3.1 Clothing should be suitable for the weather conditions during the competition. No clothing may be worn which will, in any manner, give the wearer artificial support. Such clothing includes shooting jackets, coats or vests which have straps or other devices which may be used to stiffen the body, or tightening devices which may be used to stiffen or lend support to the arm

A3.3.2 A physically handicapped competitor may use artificial support if individually authorised to do so by the Meeting Director (see A3.5)

A3.3.3 All devices or equipment which may facilitate shooting, but which are not mentioned specifically in these rules, or which are contrary to the spirit of these rules, are forbidden. The Meeting Director, Deputy Meeting Director or any range official shall have the right to examine any competitor's equipment

A3.3.4 It is the responsibility of the competitor to submit any equipment, not specifically authorised, for official inspection and approval in sufficient time prior to the beginning of an event not to cause inconvenience to the competitor or any official

A3.4 Range Procedures

A3.4.1 Unless a firearm has become disabled (as defined in A3.6.1) during the course of any event:

- a. No competitor may change a firearm
- b. No competitor may add, remove or interchange any major part of a firearm (e.g. barrel, stock, receiver, cylinder etc.)
- c. No competitor may add, remove or interchange a sighting system (note: apertures, dot sizes, magnification, lens covers etc. on sights can be adjusted or modified during the course of an event)

A3.4.2 During a Course of Fire a round or magazine may be retrieved from the ground if dropped, or may be taken from the competitor's equipment if on the ground, only if they have unloaded their firearm, locked it open and it is kept pointing at the target while retrieving the round or magazine. They may not leave the firing point for this purpose. Dropped rounds or magazines may not be retrieved in events that specifically prohibit this

A3.4.3 No other person may pass rounds or magazines to a competitor unless they have been previously authorised to do so by the CRO, and then only in circumstances where the competitor may need assistance

A3.4.4 There is no limit on the number of rounds which may be in a firearm at any time provided that no more than the number of rounds prescribed for the event are loaded at a time, and provided also that no more than the required number of shots is fired for that stage

A3.4.5 Practice is distinct from Zeroing and is defined as shooting an event or part of an event under conditions similar to those which apply to that event. This would include, for example, shooting a timed series of shots or shooting consecutive series of shots from different positions. If a competitor practices any part of an event they may not shoot that event competitively until at least an hour after they finish practicing. The only exception to this prohibition is where all competitors in an event are given identical practice facilities throughout the whole meeting

- A3.4.6 Zeroing is distinct from Practice and is defined as firing shots at a target in order to zero the gun at a particular distance. Where range conditions permit, a static target frame will be provided for competitors to test their zero. It will be at a distance determined by the Meeting Director. A target face may be provided by the competitor provided that it is not of a design used in any of the events at the meeting. Once a competitor has finished zeroing, at least half an hour must elapse before they shoot any event competitively
- A3.4.7 Competitors must take their position at their numbered firing point in such a manner as not to interfere with adjacent competitors. No portion of the competitor's body may rest on or touch the ground forward of the firing point
- A3.4.8 With the exception of competitors actually firing, and such range personnel as are necessary for the conduct of the match, the firing points and line must be kept clear at all times
- A3.4.9 Competitors are not permitted to interfere with the handling of targets by range personnel

A3.5 Disabled / Handicapped Competitors

- A3.5.1 When entering a Meeting, a competitor who has a physical disability (temporary or permanent) which prevents the use of a position specified in the event conditions can apply to the Meeting Director for permission to use an alternative position or artificial support (A3.3.2). Such an application should be supported by medical evidence (e.g. a Doctor's note) whenever possible. The Meeting Director will determine which, if any alternative position(s) or artificial support the competitor will be allowed to use in which event(s) and will notify the competitor of the decision
- A3.5.2 It is the competitor's responsibility to inform the Range Crew of any approved alternative position before shooting the event. The competitor should also inform other competitors on the same line in order to avoid confusion during the event
- A3.5.3 The competitor will normally be allowed to adopt the next most difficult position applicable to the event. This will vary between events but may include:
- a. Sitting instead of Prone
 - b. Kneeling (either on two knees or on one knee without resting the elbow on the knee) instead of Sitting
 - c. Standing (strong or weak shoulder/hand) instead of Kneeling, Sitting or Prone
 - d. Kneeling (either on two knees or on one knee without resting the elbow on the knee) instead of Standing
- A3.5.4 Scores shot using alternative positions will count normally for the events concerned but will not count for records
- A3.5.5 If a competitor is only able to shoot from a wheelchair, the firearm must be fully supported by the competitor's arms which cannot themselves be supported by any part of the chair

EDEN TRADING

For

The World's Finest Relocating Equipment,
Dillon Precision



***Every reloading workspace should have at least one
Dillon machine!***

Dillon Square Deal Press (pistol calibres only)

Dillon 550C 32 S&W to 338 Lapua/416 Rigby and 460 Weatherby

Dillon 750XL .17 Hornet and most rifle & belted magnum cartridges, pistol 32 ACP to 500 S&W

Machines and the usual parts and extras are available in the UK

Contact: edentrading@btinternet.com

A3.6 Malfunctions and Reshoots

- A3.6.1 A disabled gallery rifle or pistol is one which cannot be safely aimed or fired, or has suffered damage such that it cannot be fired or function properly, or has suffered the loss of a sight or visible damage to the sight(s). The fact that the sights may have been improperly adjusted does not constitute disablement
- A3.6.2 Any claim that a firearm has become disabled must be made immediately
- A3.6.3 Once a firearm has been declared disabled by the CRO it shall not be used again for live firing until the defect has been rectified and the firearm has been declared safe by the CRO. No competitor will be allowed a reshoot due to a disabled firearm
- A3.6.4 No competitor may change a firearm, or interchange parts of a firearm, during an event unless the firearm has become disabled (see A3.6.1). All shots fired up to the time that the disablement is confirmed will stand as part of the official score. Any replacement firearm used to continue an event must be of the same type (GRCF, GRSB, LBP or LBR) as the original
- A3.6.5 Continuation of an event with a repaired or replacement firearm will be at a time determined by the CRO
- A3.6.6 When the firing of a string or series has been interrupted by some occurrence which renders it impossible for one or more competitors to complete the string or series under the conditions of the event, the CRO will proceed as follows:
- a. Without being permitted to examine their targets, competitors in the detail who have been prevented from completing their string or series will be asked if they want to reshoot, or if they wish to accept their score as already fired
 - b. Those competitors who have elected to take their scores as already fired will have their targets scored in the normal way
 - c. Those competitors who have elected to reshoot will have their targets patched or replaced, and will then reshoot the entire string or series
- A3.6.7 Reasons for the procedure in A3.6.6 being required will not include malfunction of the firearm or ammunition but will include:
- a. Failure to allow the full time specified for the string or series
 - b. Failure of the targets to operate properly or uniformly for the entire string or series
 - c. Failure of the targets to remain in position on the frame
 - d. Damage to a target rendering proper aiming or scoring impossible
 - e. Cross-firing by another competitor, unless para B8.7 applies
 - f. Appearance of an object in the line of fire which might constitute a hazard
 - g. An accident on the firing point
 - h. Any reason the RO/CRO deems an unacceptable interruption to the detail

- A3.6.8 If, due to faulty target operation or error in timing, one or more competitors are allowed more time to complete their string or series than is provided for in the event conditions, the CRO will immediately order all such targets patched or replaced. These targets will not be scored. A complete new string or series will then be fired by the competitors who had extra time allowed
- A3.6.9 If, in the original string or series, some targets operated properly in accordance with the permitted time limit then all such targets will be scored in the normal manner and competitors who shot on those targets will not be required, nor permitted, to reshoot
- A3.6.10 In the case of some accident involving a competitor on the firing point, such as being hit by lead or powder residue, that competitor may stop firing. The competitor concerned will then have the choice of accepting the score already made in that Course of Fire, or may reshoot that course

A3.7 Penalties

- A3.7.1 In the event of a breach of these rules, the disciplinary sanctions specified in Section A4 of this Handbook (see A4.13) apply
- A3.7.2 In any competition, any RO may apply a Procedural Penalty to a GR&P competitor if they deem a procedural error to have been made by that competitor. The competitor may appeal such a decision to the Meeting Director
- A3.7.3 A Procedural Penalty will result in the deduction of one hit of the maximum possible score value for the target type. Such a penalty shall not be applied more than once for each match, stage or practice of an event
- A3.7.4 Potential procedural errors will depend on individual event conditions, but will include the following list which is neither exhaustive nor exclusive:
- a. Firing while placing a foot or part of foot over the firing line
 - b. Firing while placing a foot or part of a foot on the wrong side of the line behind a barricade
 - c. Firing from positions in the wrong order
 - d. Adopting an incorrect position
 - e. Firing too many shots in a position

A4 Discipline

A4.1 Aliases

- A4.1.1 No competitor may fire under an assumed name
- A4.1.2 No competitor may register, enter or shoot in an event in the name of another

A4.2 Score and classification falsification

- A4.2.1 No competitor will falsify their score or classification, nor that of any other competitor, nor be an accessory thereto

A4.3 Cross fires and excess hits

A4.3.1 No competitor will deliberately fire on the wrong target nor fire more than the required number of shots, including hits on some other competitor's target and misses

A4.4 Bribery

A4.4.1 No person will offer a bribe of any kind to any of the range crew, statistical personnel or others nor be an accessory thereto

A4.5 Disorderly conduct

A4.5.1 Disorderly conduct or intoxication is strictly prohibited on the range

A4.6 Wilful destruction of range equipment

A4.6.1 No shooter shall cause any range equipment to become damaged through a deliberate act

A4.7 Chronographing

A4.7.1 As noted at A2.7.2, any RO may require any competitor's ammunition to be chronographed where range conditions allow and appropriate equipment is available. Any testing must itself be in accordance with the safety parameters of the range and the Meeting Director or other appropriate officials are responsible for supplying chronographic equipment

A4.7.2 If Chronograph testing takes place the following procedure will be used: Select three of the competitor's rounds at random. Fire all three rounds and follow these steps:

- a. If one round only exceeds the limit, the test is over; the ammunition passes
- b. If two rounds exceed the limit, the test is repeated with three new rounds
- c. If all three rounds exceed the limit, the ammunition has failed

A4.7.3 If test b above is failed, fire three new rounds and follow these steps:

- a. If one round only exceeds the limit, the test is over; the ammunition passes
- b. If two rounds exceed the limit, the ammunition has failed

A4.7.4 If the ammunition fails the chronograph test it may not be used. The competitor is disqualified from any events already shot using that ammunition

A4.8 Refusal to obey

A4.8.1 No person will refuse to obey instructions of the Meeting Director or any other official if instructions are given in the proper conduct of the office

A4.9 Evasion of rules

A4.9.1 No competitor will evade or attempt to evade or be an accessory to the evasion of any Rules or Conditions. Refusal of a competitor or meeting official to give testimony regarding facts known to them concerning violations or attempted violation of the Rules and Conditions will constitute being an accessory to the violation or attempted violation

A4.10 Self-discipline

A4.10.1 The safety of competitors, range personnel and spectators requires continuous attention by all to the careful handling of firearms and caution in moving about the range. Self-discipline is necessary on the part of all. Where such self-discipline is lacking it is the duty of range personnel to enforce discipline and the duty of competitors to assist in such enforcement

A4.11 Safety violations

A4.11.1 Serious safety violations are defined as follows:

- a. Pointing any firearm in an unsafe direction
- b. Discharging any shot that impacts anywhere other than the back stop behind the target line
- c. Dropping a loaded firearm
- d. Handling a firearm on the range while not under the direct instructions of a Range Officer
- e. Being under the influence of or consuming alcohol or drugs on the range while competing or officiating

A4.12 Loud or abusive language

A4.12.1 Loud and/or abusive language that disturbs the operation of the event or the competitors while firing is not permitted. Competitors, scorers and ROs will limit their conversation directly behind the firing line to official business. Verbal abuse by competitors or verbal abuse of competitors by range officials is grounds for Disqualification or replacement of those guilty of such action. Disturbance of shooters by spectators is likewise prohibited

A4.13 Sanctions

A4.13.1 A CRO will disqualify (see A4.14) a competitor from an event in which any serious safety violation (see A4.11.1) has occurred and submit a written report to the Meeting Director at the end of the period of shooting. The competitor may appeal such a decision to the Meeting Director

A4.13.2 The Meeting Director, upon proper presentation of evidence, may apply a Procedural Penalty to, Disqualify, or order the Expulsion (see A4.15) of any competitor for violation of Rules or Conditions, or for other conduct considered discreditable or unsafe. In the event of a disagreement on sanctions between meeting officials, the Meeting Director shall prevail

A4.14 Disqualification

A4.14.1 Competitors who are disqualified from an event are required to remove themselves and their equipment from the firing point immediately. Their scorecard must be handed to the RO and they will be awarded a zero score for that event. No refund of entry fees will be given

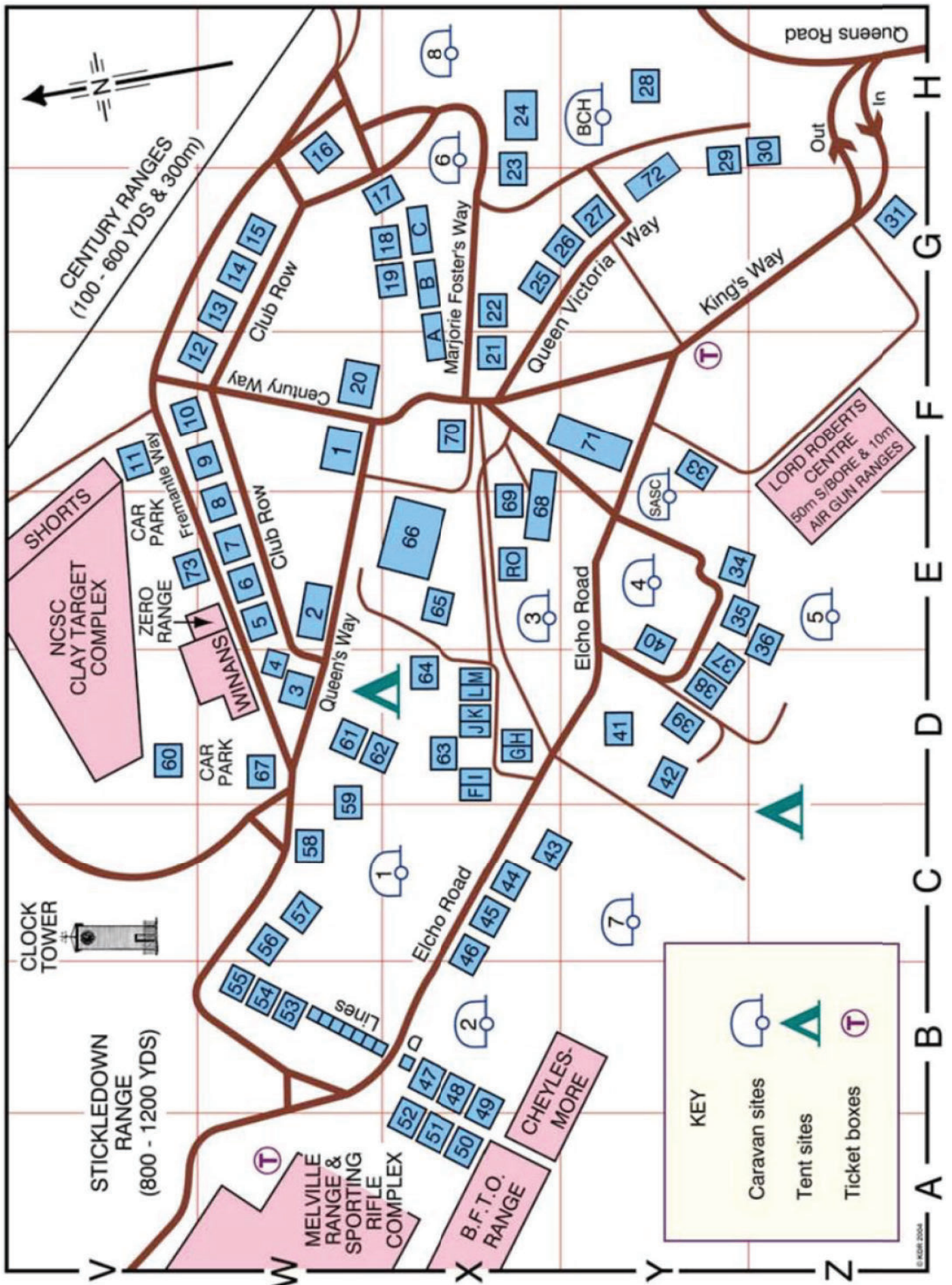
A4.15 Expulsion

A4.15.1 Expelled competitors are disqualified from all events at the meeting. They are required to remove themselves and their equipment from the range complex and not to return for the remainder of the meeting. No refund of entry fees will be given. Details of all expulsions shall be reported to the disciplinary body of the National Rifle Association or the National Governing Body under whose auspices the meeting is run

B - General Conditions

B1 General

B1.1 National Shooting Centre Map



Map Index

1 NRA Offices	FW	42 Inns of Court	DY
2 Exhibition Hut	EW	43 HAC	CX
3 ARA Officers Mess	DW	44 Trethewey Lodge	CX
4 ATSC Caretaker	DW	45 The Spot (BDMP)	CX
5 Surrey RA	EW	46 The Hut	CX
6 White Horse Lodge	EW	47 Shindigs	BX
7 Richardson Lodge	EW	48 Hedgehog Hut	BX
8 North London RC	EW	49 Kangaroo Corner	BX
9 Ibis RC	FW	50 Mallabar (BFTO)	AX
10 City RC	FV	51 Imperial Lodge	AX
11 Fat Tony's Snack Bar	FV	52 Running Deer Hut	AX
12 London & Middlesex RA	FW	52 Elcho Lodge	BW
13 The Cottage	GW	54 Stickledown Lodge	BW
14 Bunhill Lodge	GW	55 Cottesloe Lodge	BW
15 Artists RC	GW	56 Clock Tower Lodge	CW
16 British Commonwealth RC	HW	57 Ranfurly Lodge	CW
17 Anderby Lodge	GX	58 William Evans Gunmakers	CW
18 Broome Lodge	GX	59 Bisley Sporting Ground	DW
19 Woffington Lodge	GX	60 National Clay Shooting Centre	DV
20 Fultons / Welsh RA / SLRC / Ten Ring / Old Guildfordians	FW	61 English VIII	DW
21 Lloyds TSB RC	FX	62 Wimbledon House	DW
22 Bullet Lodge	GX	63 Greshams School	DX
23 Erin	GX	64 British Young Shooters Association	DX
24 NRA Workshops	HX	65 Marylebone R & PC (Dukka Hut)	EX
25 The Barn	GX	66 NRA Pavilion	EX
26 Queen's Lodge	GY	67 Old Bisley Gun Club	DW
27 MacDonald Stewart Pavilion	GY	68 Torpedo Shed	EX
28 Camp Cottage	HY	69 MoD / NRA Armouries	EX
29 Hogleas Hall RC	HY	70 Derby Lodge (CCRS)	FX
30 Old Sergeants Mess RC	HZ	71 NSRA Site 103	FY
31 CPSA	GZ	72 Victoria Row	GY
33 St George's Lodge (LMRA)	FY	73 Bisley Gun Club	EV
34 Royal Marines RA	EY	Huts	
35 Dolphin Lodge	EY	A,B,C Lines	GX
36 Royal Air Force SAA	EZ	D Lines	BW
37 RAF Dormitory	DY	F,G,H,I,J,K,L,M Lines	DX
38 Dormitory 2	DY		
39 The Menagerie	DY		
40 Atholl Row	EY		
41 Hythe Lodge (HQ ARA)	DY		

If you require accommodation at Bisley you can book online via:

NationalShootingCentre.co.uk/Accommodation

B1.2 Purpose

B1.2.1 This Section defines the General Conditions which should normally be applied to all GR&P shooting. Unlike the Rules provided in Section A, any of the Conditions in this Section may be over-ridden by range-specific, meeting specific or event-specific conditions. Where the Conditions in this Section do apply, violation of them will result in the same disciplinary procedures as those applied to violation of the Section A Rules

B2 Officials

B2.1 Duty to competitors

B2.1.1 It shall be the duty of all meeting officials to conduct themselves properly by being fair and impartial to all in carrying out their various duties. No official shall harass a competitor nor allow such practice by another official, other competitors or spectators. Should a competitor's equipment or demeanour warrant sanction, it should be done in such a manner as will cause the least inconvenience to all concerned. In so doing, the official should state to the competitor the Rule or Condition under which the sanction is being applied

B2.1.2 Meeting officials – particularly CROs and ROs – should be easily identifiable by competitors. This could be achieved, for example, by the use of high-visibility tabards and/or red clothing

B2.2 Meeting Director (MD)

B2.2.1 The National Rifle Association or the National Governing Body or organisation under whose auspices the meeting is run shall appoint the MD

B2.2.2 The MD has overall responsibility for the entire meeting. In particular, they are responsible for ensuring the safety and proper discipline of all meeting officials, competitors and spectators. They are also responsible for ensuring the efficient conduct of the meeting

B2.2.3 Instructions from the MD for the operation of the meeting must be complied with by all persons on the range. The MD will use their best judgment at all times, seeking advice when required, and their behaviour and decisions must be characterised by absolute impartiality, firmness, courtesy and vigilance

B2.2.4 In all matters relating to the meeting a decision by the MD is final

B2.2.5 The MD may appoint a Deputy Meeting Director

B2.3 Chief Range Officer (CRO)

B2.3.1 A CRO will be assigned by the MD to run one or more specific events on a particular range. The CRO is responsible for safety and discipline on that range, as well as for the range's efficient operation. They will be directly responsible for all ROs working under them and will ensure that they are familiar with all relevant Rules and Conditions, particularly including the relevant Event Conditions. They must be constantly alert, impartial in handling of competitors and courteous though firm. They will deal with any challenges, protests or disciplinary issues calmly and quietly at the firing line or by taking the competitor to one side. Any disturbance to or involvement of other competitors should be avoided

B2.3.2 It is highly desirable that anyone appointed as a CRO has received formal training relevant to the role

B2.4 Range Officer (RO)

B2.4.1 Each RO is an assistant to the CRO for a particular range. An RO (sometimes referred to as a Safety Supervisor) is responsible for the safety and discipline of meeting officials, competitors and spectators in the part of the range to which they have been assigned. They will also supervise the scoring of targets. They are responsible for seeing that the competitor's equipment and position comply with the conditions for the particular event being fired.

It is their duty to be completely familiar with the meeting programme and with all relevant Rules and Conditions. They are to comply to the best of their ability with all instructions issued by the Meeting Director or CRO and will render all possible cooperation to other officials. They must be constantly alert, impartial in their handling of competitors and courteous though firm. Any challenges, protests or disciplinary issues should be raised immediately to the CRO

B2.5 Chief Statistical Officer (Chief Stats)

B2.5.1 Chief Stats is in charge of all statistical work in connection with the meeting except the actual recording of scores when this is done on the range. They are directly responsible to the Meeting Director. They are assisted by such additional Stats Officers as may be required

B2.5.2 It is the duty of Chief Stats to:

- a. Maintain a list of competitors showing name, competitor number and classifications
- b. Prepare official scorecards
- c. Check addition on scorecards and correct totals
- d. Tabulate scores in decreasing score order, taking account of event tie-break rules
- e. Prepare and post interim, provisional and final results
- f. Produce a prize list
- g. Report to Meeting Director for appropriate disciplinary action any irregularities in firing or scoring which may be indicated by squadding records or scorecards
- h. Make required reports to the National Classification organiser within one week of the end of the event

B3 Competitor Duties

B3.1 Discipline

B3.1.1 It is the duty of each competitor to cooperate with officials to enable the conduct of a safe and efficient meeting. Competitors are expected to promptly call the attention of meeting officials to any infraction of Rules or Conditions. Failure of a competitor to cooperate in such matters, or to give testimony when called upon to do so, may result in the competitor being considered as an accessory to the offence

B3.2 Knowledge of meeting conditions

B3.2.1 It is the competitor's responsibility to be familiar with the Rules and Conditions which apply at the meeting and particularly to the events they have entered

B3.3 Competitors will score

B3.3.1 Competitors will act as scorers when required to do so by a CRO or RO, except that no competitor is allowed to score their own target

B3.4 Reporting at firing point

B3.4.1 For squaddled events, competitors must report to the range at least 10 minutes before the time indicated on their squadding notice. They must proceed to the assigned firing points immediately when their squad is called by the CRO. All relevant equipment for that particular event must be ready and in good working order. Time will not be allowed for repairs, sight adjustments or search for missing equipment after the squad has been called to the firing line. Competitors are expected to shoot on the detail on which they are squaddled - if you miss this detail it will be up to the Chief Range Officer whether you are allowed to shoot at a later time

B3.5 Timing

B3.5.1 It is the competitor's responsibility to complete each string of shots within the time allowed by the Event Conditions. ROs will not announce the time during the firing

B3.5.2 Unless otherwise specified in the event conditions, timing devices are permitted provided that they do not produce an audible signal

B3.6 Delaying an event

B3.6.1 No competitor may delay the start of an event through tardiness in reporting or undue delay in preparing to fire

B3.7 Loading and Reloading

B3.7.1 No competitor will load a firearm except at the firing point and after the command to load has been given by the CRO

B3.7.2 Whenever a firearm is being loaded or reloaded there MUST NOT be a live round in the firearm's chamber. The historic GRCF practice of loading the first round into the chamber and subsequent rounds through the loading gate is NOT allowed

B3.7.3 Some events require the competitor to reload their firearm within the target exposure time (e.g. 1500 Practice 4: 12 shots in 35 seconds including reload). Unless otherwise stated in the course of fire, all loaded rounds must be fired before reloading commences. In particular, the historic practice of "load 6, shoot 5, reload 6, shoot 7" is NOT allowed

B3.7.4 Competitors may only load their firearm with ammunition that is on their person or on a bench where one is in use. Rounds may not be loaded from the ground, range bags, etc. Unless otherwise specified in the course of fire, once the range has been declared clear competitors may replenish rounds on their person and/or a bench in the time between the practices of an event

B3.7.5 If a competitor violates any of the B3.7 rules within an event they will receive a Penalty; if the violation is repeated within that event they will be disqualified from it

B3.8 After finishing a Practice / Stage

- B3.8.1 When a competitor has finished firing for a practice or stage they should unload their firearm, lock it open and stand with it pointed at the target line until it has been cleared by an RO
- B3.8.2 When the RO has cleared the firearm, they will tell the competitor what to do next. Depending on the firearm and the event being shot, the instruction might be to bag, case, holster or go muzzle-up
- B3.8.3 Even when the individual competitor has been cleared by an RO, they should NOT begin to pick up magazines, cases, etc. until the range has been declared safe by the CRO. They should also refrain from doing anything which could distract other competitors who may still be shooting

B3.9 Re-Entries

- B3.9.1 Some events, (e.g. McQueen, Mini McQueen, Steels) allow for multiple re-entries to achieve a higher score or faster time for the event and these may be made on the range or at reception. Re-entry may be permitted, depending on available range space, after the competitor has shot their match

B4 Teams

B4.1 Team representation

- B4.1.1 No competitor may be a member of more than one team in any given team event

B4.2 Coaching in team events

- B4.2.1 Coaching is permitted only in shoulder-to-shoulder team events and each competitor may have a coach. No optical devices other than binoculars may be used by the coach. The coach may assist team members by calling shots, checking time, checking scoring, ordering sight changes, etc.; but must control voice and actions so as not to disturb other competitors. The coach will not physically assist in loading, or in making sight corrections, or be positioned to serve as a windbreak
- B4.2.2 All scores shot as a member of a Team can be considered for individual records as long as that shooter was not coached during the match

B5 Range Commands

B5.1 Firing line commands

- B5.1.1 When ready to start firing an event, the CRO calls the squad to the firing line. Specific instructions particular to the event being shot will be clearly and consistently announced. If there are mixed firearm types on the firing line, any differences in Event Conditions between them will be emphasised
- B5.1.2 In the interests of achieving consistency and to avoid confusion among competitors, after the initial commands for loading and preparation (which are contained in the event conditions in Section C) all events will, as far as possible, have the same sequence of range commands:

- a. 'LOAD AND MAKE READY'
- b. 'ARE YOU READY?' Silence will be taken as agreement – any competitor who is not ready should call 'NOT READY' and raise one arm, after which the Chief Range Officer will confirm 'NOT READY CALLED' and wait for the competitor to sort things out before proceeding with another call of 'ARE YOU READY?'
- c. 'STAND BY' and the targets turn away (if turning targets are in use)
There is then a delay of between 3 and 7 seconds (variable in some events)
When the targets start to face the firing line, or when an audible signal is given, firing may commence
- d. When the targets turn away, or when an audible signal is given, firing must cease immediately. Even if a competitor is about to let off a carefully aimed shot they must hold fire. The CRO will give the order "UNLOAD AND SHOW CLEAR", after which the ROs will check to make sure that all firearms are unloaded and holstered or cased. The ROs will then report their part of the range clear to the CRO. When all ROs have reported clear, the CRO will declare the range clear and give permission for ROs and competitors to go forward in order to score and replace targets as necessary
- e. 'STOP, STOP, STOP' On hearing this command – at ANY point during the event – the competitor must cease shooting immediately, continue to point the gun in a safe direction, keep their finger away from the trigger and wait for further instructions. (Note that anyone on the range can, and should, call STOP STOP STOP if they become aware of a potential safety issue.)

B5.2 Repeating commands

- B5.2.1 An RO may repeat the CRO's commands, especially when those commands cannot be clearly heard by shooters under their supervision

B6 Positions

B6.1 Ready position

- B6.1.1 The ready positions for GRSB and GRCE are:
 - a. **45 degrees:** The rifle is loaded with a round in the chamber and held in both hands with the butt in the shoulder and the barrel pointing towards ground at an angle of 45 degrees
 - b. **Parallel:** The rifle is loaded with a round in the chamber and held in both hands parallel to the ground, pointing at the target array, at waist height
 - c. **Trail:** The rifle is loaded and held parallel to the ground in the strong hand only, arm extended. Normally for this start position the gun will have an empty breech, i.e. loaded but not made ready
 - d. **Benched:** The rifle is loaded with a round in the chamber, parallel to the ground, pointing at the target array with the butt in the shoulder. The competitor's head must be upright, looking over the sight

- B6.1.2 The ready positions for LBP are:
- a. **45 degrees:** Loaded with a round in the chamber, slide forward, hammer cocked, held pointing towards the ground at an angle of 45 degrees
 - b. **Holstered Loaded:** Slide forward, hammer down, chamber empty, charged magazine inserted, in a holster. The competitor must stand erect with arms hanging at the sides. The competitor's hands may not touch the gun or holster before the signal to start firing
 - c. **Holstered Ready:** Slide forward with a round in the chamber, hammer cocked, safety catch applied, charged magazine inserted, in a holster. Otherwise as for B6.1.2(b) above

- B6.1.3 The ready positions for LBR are:
- a. **45 degrees:** Loaded and held pointing towards the ground at an angle of 45 degrees. Hammer may be cocked if course of fire allows single-action shooting for current stage/practice
 - b. **Holstered:** Loaded, hammer down, in a holster. The competitor must stand erect with arms hanging at the sides. The competitor's hands may not touch the gun or holster before the signal to start firing

B6.2 Moving between positions

- B6.2.1 The rules for each event are shown in the relevant event conditions. Some practices require the competitor to start in the standing position but then adopt a different (e.g. sitting, kneeling) position when the targets face to indicate the start of the practice. In such cases, the competitor must:
- a. Load but not make ready in the standing position
 - b. When a target faces, adopt the shooting position, then make ready and shoot

- B6.2.2 Some practices require the competitor to move between shooting positions during the practice (e.g. kneeling to sitting, sitting to standing). In such cases the gun must be empty and locked open, with any detachable magazine removed, when moving; LBRs must have the cylinder empty and open. NB this rule does not apply when changing a firearm between hands/shoulders during a practice

- B6.2.3 Failure to follow these rules will normally result in a procedural penalty (A3.7.4). However, if an RO believes the competitor acted unsafely then the competitor may be subject to disciplinary sanction (A4.13) instead

B6.3 Prone

- B6.3.1 The prone position is generally used with LBP and LBR, and then only on ranges where it is specifically permitted by range regulations. The body is extended on the ground parallel to the line of sight, head towards the target

- B6.3.2 The "roll-over" prone position may also be used as long as the body is extended on the ground generally parallel to the line of sight and the position does not interfere with another competitor

- B6.3.3 The revolver or pistol butt may not touch the ground, unless specifically allowed in the course of fire, but may be supported by one or both hands which may touch the ground, which are extended towards the target

B6.4 **Sitting**

B6.4.1 The buttocks must be on the ground. A hand may be extended to the rear for support and one or both knees may be raised. Elbows may not touch the ground and the back cannot rest on the ground. Arms or hands may be supported on or by the knees. The gun may be held by one or both hands, but may not be supported or steadied by either foot

B6.5 **Kneeling**

B6.5.1 *Either* Kneeling on one knee, the other extended toward the target. The buttocks may be on a heel or the side of a foot but cannot touch the ground. One arm may be supported on the forward knee

B6.5.2 *Or* Kneeling on both knees, the buttocks clear of the ground, though they may rest on the heels. The arms are extended without other support

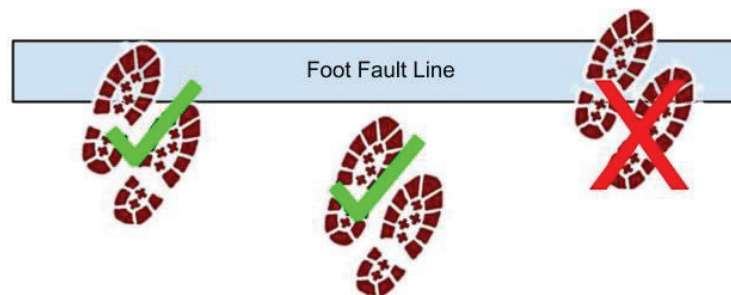
B6.6 **Standing unsupported**

B6.6.1 Standing. All portions of the shooter's clothing, body and gun must be clear of artificial support

B6.7 **Foot Fault Lines**

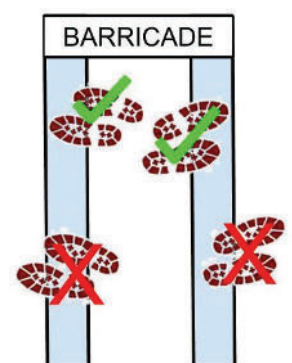
B6.7.1 Foot fault lines may be indicated by various means such as painted lines, ropes, batons, bars, posts or other types of markers. Depending on the event foot fault lines may be parallel and/or perpendicular to the target line

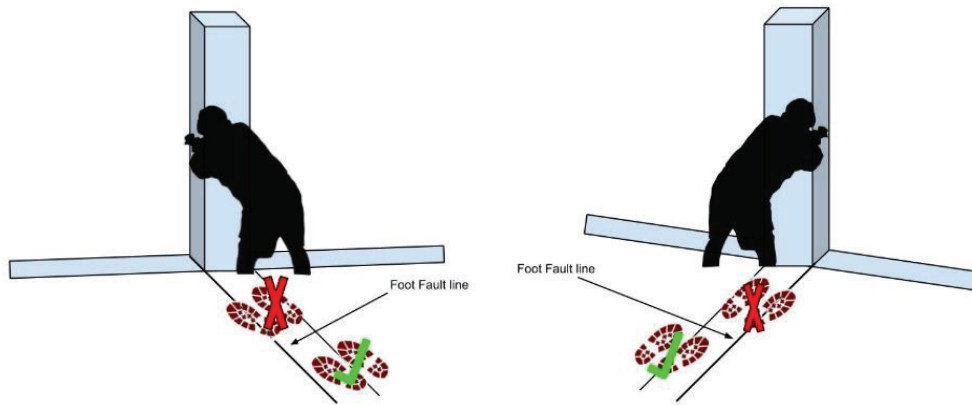
B6.7.2 In the case of any sort of marked line feet may be on the line but not extend past the outer edge of the line unless event conditions allow



B6.8 **Using a barricade**

B6.8.1 The barricade should be placed on and essentially be part of the firing line. No part of the shooter's body (including hands) or equipment (except the gun) may be forward of the barricade unless event conditions allow. When a course of fire says "using barricade", the shooter must use the barricade for support. No part of the gun may touch the barricade unless event conditions allow. Perpendicular foot fault lines extend from the barricade perimeters to the rear and must be adhered to as described in B6.7





B6.8.2 When shooting on the left of the barricade the gun must be held with the left hand and only the left trigger finger may be in the trigger guard. When shooting on the right of the barricade the gun must be held with the right hand and only the right trigger finger may be in the trigger guard. Either the shooting hand or the gun may be supported by the other hand; if the support hand is removed, it must still be possible to fire the gun

B6.9 Benched

B6.9.1 Competitors fire from a seated position using a bench or table. The fore-end stock of the rifle is supported either by a bipod (attached to the rifle) or a rest (not attached to the rifle). A rest may be positioned anywhere along the fore-end of the rifle but must not support more than 100mm (4”) of the length of the fore-end. The butt of the rifle must be in the firer’s shoulder and not supported in any way by the table or bench or by any other device. The non-firing hand may not be touching the rifle or the bipod / rest when the trigger is pulled. The elbow of the firing arm may rest on the bench or table

Example: As per para 213(a)(v) of the NRA Handbook: a ‘small bean bag’ is a bag made of flexible material, containing only a homogeneous granular substance, and with maximum area of approximately 150mm x 100mm, maximum mean thickness 100mm (4”), and maximum weight 1kg

B6.10 Alternative Positions

B6.10.1 Competitors who are physically unable to adopt a position specified in a particular course of fire can apply to use an alternative position (see A3.5)

B6.11 Handguns – One or both hands

B6.10.1 Where strong/ weak/ right/ left hand is specified in the course of fire, the LBP/ LBR must be held in the specified hand. Unless the course of fire for an event specifies that one hand ONLY may be used, competitors may always use both hands to hold the gun if they wish to do so

B7 Firearm and Ammunition Malfunctions

B7.1 Unless otherwise specified in the event conditions, no reshoots will be allowed for defective firearms or ammunition, or for any other malfunction of the competitor's equipment. A competitor may clear stoppages or malfunctions, and may replace rounds which have been ejected or dropped, provided that all safety requirements and event conditions have been met. Completing a Course of Fire in this manner will not be regarded as a reshoot. No additional time will be allowed. A fully charged magazine may be used to substitute for dropped rounds, or in the case of a malfunction, regardless of the number of rounds already fired

B8 Scoring

B8.1 When to score

B8.1.1 If an event is divided into stages, practices, matches or series then targets should usually be scored at the end of each stage, practice, match or series. If an event has a walkdown procedure, then scoring happens at the end of the event

B8.1.2 After firing the required number of shots, upon command of the CRO, competitors may go forward and examine, but not touch, their targets

B8.2 Who can score

B8.2.1 Targets may be scored by an RO, a Stats officer or (when so directed by an RO) another competitor. No competitor may score their own target

B8.3 Where to score

B8.3.1 Targets may be scored on the target frames, behind the firing line or in the Statistical Office

B8.3.2 When targets are scored before removal from the frame, the scorer records the hits and has the score accepted by the competitor, using the challenge process if necessary. Each target is then repaired or replaced by a new target

B8.4 How to score

B8.4.1 If the edge of a shot hole comes in contact with the scoring ring of a target, the shot is given the higher value (inward gauging)

B8.4.2 A shot hole will be scored as a hit provided that it measures no more than one and a half ($1\frac{1}{2}$) times the diameter of the bullet. Any shot hole which is more than $1\frac{1}{2}$ times the diameter of the bullet will be scored as a miss

B8.4.3 When a bullet enters a target from the back it will be scored as a miss

B8.4.4 Hits outside the scoring rings are scored as misses

B8.4.5 Any bullet which does not pass through the target will be scored as a miss

B8.4.6 Hits on the wrong target will be scored as misses

B8.4.7 A hole judged to be made by a ricochet bullet will be scored as a miss. However, a ricochet from another shooter will not affect the competitor's score

B8.5 Gauging

B8.5.1 A scoring overlay gauge may be used by any scorer to determine the value of close shots. Plug-type gauges may only be used by meeting officials. The plug type scoring gauge, if used, will remain in the shot hole until the shot value is agreed upon by the competitor and the scorer, or until removed after a challenge. If the plug type scoring gauge is removed prior to an agreement of shot value, the shot hole may not be re-plugged and must be taken to a Jury (see B10.2)

B8.6 Early / late shots

B8.6.1 If any shots are fired at the target before the signal to commence firing (early shots) or after the signal to cease firing (late shots), the shots of highest value equal to the number fired in error will be scored as misses

B8.6.2 Where a shot timer is used to give the signal to cease firing, any shot fired and recorded up to and including three-tenths (0.3) of a second after the signal to cease firing will be scored as a hit

B8.6.3 All shots fired by the competitor after they take position at the firing point will be counted in their score, even if accidentally discharged, provided that they are not either early or late shots

B8.7 Too many / too few shots

B8.7.1 As a general rule only those hits which are visible will be scored. An exception will be made in the case where the groupings of 3 or more shots are so close that it is possible for a shot or shots to have gone through the enlarged hole without leaving a mark and there has been no evidence that a shot or shots have gone anywhere other than through the assigned target. In such a case, the shooter will be given the benefit of the doubt and scored hits for the non visible shots on the assumption they passed through the enlarged hole. If such assumption should place a non-visible hit in either of 2 scoring rings, it is scored in the higher-valued ring

B8.7.2 If more than the required number of hits appears on the target, any shot which can be identified by the bullet hole as having been fired by some competitor other than the competitor assigned to that target, or as having been fired in a previous string, will be disregarded. If more than the required number of hits then remains on the target, the score given will be that for the required number of hits with the highest scoring values. If the competitor believes that the result achieved by using the highest scoring hits would result in an inappropriate reclassification, they may elect to have the required number of hits with the lowest scoring values recorded instead

B8.7.3 If a competitor fires more than the prescribed number of shots through their own fault the lowest counting shots equal to the correct course of fire only will be counted

B8.7.4 If a competitor fires less than the prescribed number of shots through their own fault, and there are more hits on the target than the shots fired, they will be scored the number of shots of highest value equal to the number fired and given a miss for each unfired shot

B8.8 Scorer's duties

- B8.8.1 The scorer will call out the number of shots of each value for the competitor to record
- B8.8.2 At the end of the event, the scorer will:
- a. Ensure the competitor has fully completed the Stats portion of the scorecard (GRID, Name, all shot values for all practices)
 - b. Sign the card
 - c. Ensure the competitor signs the card
 - d. Ensure the competitor hands the card to the RO

B8.9 Competitor's duties

- B8.9.1 The competitor will record on their scorecard the number of shots of each value as called by the scorer
- B8.9.2 At the end of the event, the competitor will:
- a. Fully complete the Stats portion of the scorecard (GRID, Name, all shot values for all practices), copying across from the Competitor portion of the card where necessary
 - b. Sign the card
 - c. Ensure the scorer signs the card
 - d. Hand the card to the RO for submission to the Statistical Office

B8.10 Scorecards

- B8.10.1 A scorecard will be issued for each event entered. The majority of scorecards require only that the number of hits of each value be recorded – calculation of actual scores will be carried out by Stats. The Stats portion of each card must be completed, signed by both the competitor and a scorer, and handed to the RO for submission to Stats. When a competitor feels that a shot fired by themselves or by another competitor has been improperly evaluated or scored, they may make a challenge. Such a challenge must be made immediately upon announcement of the score and resolved on the range
- B8.10.2 Erasures on scorecards are not permitted. If correction is necessary, it must be made and initialled by the scorer. To make corrections, the scorer should draw a line through the incorrect figure and place the correct figure alongside

B9 Ties

B9.1 Individual events

- B9.1.1 The tie-break rules for each event are shown in the relevant Event Conditions

B9.2 Team events

- B9.2.1 Ties in team events will be broken in the order shown below:
- a. By considering team score as though it was a single score fired by an individual. The same rules apply as those for an individual
 - b. By highest individual aggregate score
 - c. By second highest individual aggregate score
 - d. ... etc

B10 Challenges and Protests

B10.1 Challenges

- B10.1.1 When a competitor feels that a shot has been improperly evaluated or scored, they may make a challenge. Such challenge must be made immediately upon announcement of the score. See B8.5 for use of gauges. No challenge will be accepted after the target has been handled by the shooter
- B10.1.2 When targets are scored on the target frames, or at a prescribed location behind the firing line, and scoring of a shot is challenged the CRO will immediately call a Jury (see B10.2) who will score the target. If necessary, to avoid delaying the event, the challenged target will be replaced with a clean target and the event will proceed. The Jury will then score the target as soon as possible and notify the competitor
- B10.1.3 When targets are scored in the Statistical Office, a recheck will be made by the Chief Statistical Officer (provided they have not previously scored or checked the target) and the Jury in that order
- B10.1.4 Competitors may challenge their own posted scores within a period specified for the particular event
- B10.1.5 The Meeting Director may challenge any competitor's score. Such challenge must be made within the challenge period and checked by a Jury

B10.2 Jury

- B10.2.1 A Jury of three persons of good standing shall be appointed, as required, by a CRO or by the Meeting Director. The three will be chosen from those with good knowledge and experience of the Rules and Conditions who are not in any way personally involved in the decision

B10.3 Protests

- B10.3.1 A competitor may formally protest any injustice which they feel has been done to them (except the evaluation of a target which may only be challenged as outlined above)
- B10.3.2 A protest must be initiated immediately upon the occurrence of the protested incident. Failure to comply with the following procedure will automatically void the protest:
- a. State the complaint orally to the CRO. If not satisfied with the decision then:
 - b. State the complaint orally to the Meeting Director

B10.4 Challenges and protests in team events

- B10.4.1 Team challenges and protests must be made by the Team Captain. Team members who believe they have reason to challenge or protest will state the facts to their Team Captain, who will make the official challenge or protest if they feel such action to be justified

B11 Results

B11.1 Posting results

B11.1.1 Interim results will be posted throughout the meeting. These may be used as the basis for challenges (see B10.1). Challenges to Interim results can be made at any time

B11.1.2 Provisional results will be posted as soon as possible after the end of shooting at each Meeting, along with a deadline for challenges

B11.1.3 Challenges received after the posting of Provisional results will be handled as follows:

- a. If the challenge reveals an error made by the Statistical Office, or by any Meeting official, the challenge will normally be upheld:
- b. If the challenge reveals an error made by the competitor, the challenge will not normally be upheld

The Meeting Director's decision is final for all challenges

B11.1.4 Once the challenge deadline has expired, and any challenges have been addressed, Final results will be posted

B11.2 Changing final results

B11.2.1 The final results shall not be changed except on authority of the Meeting Director. Such changes may arise from such issues as:

- a. Typographical errors
- b. Errors in classification of competitors, the competitor having been advised of such error and of their correct classification
- c. Disqualification or Expulsion of competitors as provided for by the rules

B11.3 Prizes and Trophies

B11.3.1 Prizes will be awarded to first, second and third places in each event and class subject to the amount of scorecards received:

- a. 2-5 Scorecards = 1st Prize
- b. 6-10 Scorecards = 1st & 2nd Prize
- c. 11+ Scorecards = 1st, 2nd & 3rd Prize

B11.3.2 Prizes will only be awarded if two or more scorecards are submitted to Stats

B11.3.3 In a classified event, any trophy will be awarded to the competitor with the highest score regardless of their classification

B11.4 Retention of scorecards

B11.4.1 Chief Stats will ensure that all completed scorecards are retained for 30 days after the end of the meeting

B12 Classifications

B12.1 Classifications

B12.1.1 Classifications are earned each time you compete in a classified event, see Section C for details

Classifications are specific for each gun type (GRSB, GRCF Standard, LBP and LBR) in the classified events. The class in which a competitor is placed depends on the highest score achieved in the three years prior to the current meeting.

Prizelists for these events will be split based on classifications, so competitors of similar abilities will be competing against each other

- B12.1.2 There is no unclassified class. When a competitor shoots an event for the first time, their event score will determine their classification for that event going forward
- B12.1.3 The minimum qualifying scores for each class for each event are to be found in the relevant Course of Fire in Section C
- B12.1.4 A database of the results of all classified events will be maintained and revised as necessary
- B12.1.5 If you are unsure about your classification you can check via the on-line database at www.galleryrifle.com

If you are unsure of your Gallery Rifle ID (GRID) please visit the NRA website: nra.org.uk/results/imperial-results-classifications/grids/

B12.2 Open Meetings – Classified & Classless

- B12.2.1 An Open GR&P Meeting may be hosted by any shooting organisation on any suitable range. To qualify as Open, the meeting must be advertised to the GR&P community and entries must be accepted from any GR&P shooter, subject only to any disciplinary restrictions, up to the available capacity of the meeting
- B12.2.2 Organisers of Open meetings are expected to ensure that:
- a. Correct GRID numbers are used for all competitors;
 - b. Prize and / or medal awards are of reasonable quality, commensurate with the entry costs for the meeting;
 - c. Full results are published within 24 hours of the end of the meeting and a deadline set for challenges;
 - d. Final meeting scores are submitted to the appropriate people within 1 week of the end of the meeting in order to enable classifications, records and rankings to be updated. The format of the score data and the people to send this to are specified on the NRA's RO Portal and on the galleryrifle.com website
- B12.2.3 An Open Meeting (Classified) is one which follows all the relevant Rules and Conditions in this Handbook, and which awards prizes based on classifications. If the classes are not fully used (e.g. two or more are combined for award purposes) this must be specified in the meeting conditions. Scores are counted for the purposes of updating classifications, records (see D2) and rankings
- B12.2.4 An Open Meeting (Classless) is one which follows the Rules and Conditions in this Handbook but does not award prizes based on classification. Scores from such events will be used to update classifications, records and rankings
- B12.2.5 An Meeting which is not Open, or which varies from the Rules and Conditions in this Handbook will not be used to update classifications, records and rankings

B12.3 Competing in a higher class

B12.3.1 Any competitor may elect to compete in a specific event under a higher classification than that which they possess. The Statistical Office must be informed of this at the earliest opportunity

B12.4 Appeals

B12.4.1 Any competitor having reason to believe that are improperly classified may submit an appeal to the Meeting Director

B13 Range Standards

B13.1 Firing line

B13.1.1 The firing line is immediately in front of the firing points. All ranges are measured from this firing line to the face of the targets when targets are hung in their proper firing position in front of the backstop

B13.2 Firing point

B14.2.1 That part of the range provided for the competitor immediately to the rear of the firing line from which firing takes place. Each firing point is numbered to correspond with the target frames. It is recommended that each firing point has a minimum width of 1.8 metres

B13.3 Shelter

B13.3.1 The firing points of outdoor ranges may be covered and enclosed on three sides, open toward the targets. There must be ample room for meeting officials to move freely to the rear of the shooters. This does not preclude the construction of ranges within areas surrounded or partially surrounded by safety walls

B13.4 Illumination

B13.4.1 Ranges may be artificially illuminated

B13.5 Target numbers

B13.5.1 Target numbers should always be used, where possible target frames should be numbered on alternating backgrounds of contrasting colours. The numbers will be large enough to be identified with the naked eye under ordinary light conditions from all shooting distances. Numbers must correspond in some way with the firing point numbers. Target numbers will be fixed in position so as to remain visible, from all shooting positions, when the targets are exposed

B13.5.2 No other markings of any kind are allowed on targets

B13.6 Event specific range equipment




B13.6.1 Some events require specific items of range equipment – this is specified in the relevant event conditions

Gallery Rifle and Pistol



CHESHUNT OPEN - 1 FEB
GR Skills - 1 Mar
Handgun Skills - 2 Mar
 TARGET SHOTGUN FEST - 8-9 MAR
Bianchi Skills - 22 Mar
 SAW - 29-30 MAR 
 JSPC SPRING - 4-6 APR 
 BUD FARM STEELS - 12-13 APR
 *BYSA EASTER - 18-20 APR
 ATSC - 25-27 APR
 MATTERSEY - 4 MAY
 BASILDON - 9-11 MAY
 FDPC RFF - 10 MAY
 THE PHOENIX - 22-25 MAY 
 HAM & PETERSHAM OPEN - 6-8 JUN
 ABERDEEN - 13-15 JUN
 DERBY - 27-29 JUN 
 NASRPC IRISH OPEN - 4-6 JUL 
 SCOTTISH - 4-6 JUL

Skills courses for 2025 will be held at Bisley

IGRF international shooting opportunities 
 Home countries shooting opportunities 
 Historic arms shooting opportunities 

COMPETITION SHOOTING 2025

IHAM - 12-13 JUL 
 IMPERIAL - 17-20 JUL
 WELSH OPEN - 1-3 AUG 
 COTTESLOE CHALLENGE - 15-17 AUG
 DERBY HANDGUN - 16-17AUG
 GR&P NATIONALS - 30-31 AUG 
 PSUK - 8-11 SEP
 JSPC AUTUMN - 19-21 SEP
 SLG BISLEY - 20 SEP
 BUD FARM RFF - 27 SEP
GR Skills - 27 Sep
 CORNISH OPEN - 3-5 OCT
 TRAFALGAR - 18-19 OCT 
 TARGET SHOTGUN FEST - 4-5 OCT
 AAW - 25-26 OCT 
 BDMP GERMAN OPEN - 7-9 NOV 
 *BYSA NOVEMBER - 14-16 NOV
 BISHOP AUCKLAND - 22-23 NOV
Handgun Skills - 30 Nov

*British Young Shooters Association
Coaching & Training events

  
 UK | Ireland | Germany
 Galleryrifle.com | NRA.org.uk

/NRAUK
/galleryrifle



C - Event Conditions

C1 General

C1.1 Purpose

C1.1.1 This section of the Handbook describes the courses of fire for all the GR&P events shot competitively at national level in the UK

C1.2 Event Numbering

C1.2.1 Events are identified by a four-digit number. The first two digits define the event type and the second two define the gun type, as shown in the tables below

C1.2.2 Note that, for completeness, the tables include event and gun types which are sometimes used within GR&P meetings (particularly the annual Phoenix Meeting) but which do not fall within the governance of the GR&P discipline.

Event Type











01	25m Precision
02	25m Precision Benched
03	50m Precision
04	50m Precision Benched
05	America Match
07	Timed & Precision 1
09	Timed & Precision 2
10	Timed & Precision 3
11	Multi-Target
13	Phoenix A
14	Multi-Target 3
15	1500
16	1020
17	Bianchi
18	WA 48
19	Advancing Target
20	Advancing Target Benched
21	Speed Steels
22	Speed Steels Benched
23	25m Timed
25	Sport Pistol
26	Rapid Fire Pistol
27	Standard Pistol
29	Grand
33	NRA Embassy Cup
34	Service Match
35	Action/Practical
38	Man v Man
39	Metallic Silhouettes
41	Classic
43	Granet
47	Imperial Silhouette
49	Surrenden
51	100 yards
53	100, 200 yards
55	200, 300 yards
56	Sporting Rifle Statics
57	100, 200, 300 yards
59	400, 500, 600 yards
61	800, 900 ,1000 yards
63	200m
65	McQueen
71	Clays

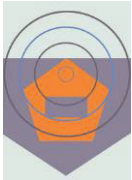



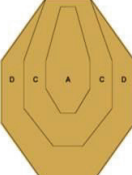



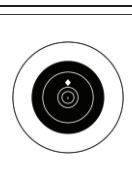

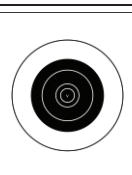
Gun Type

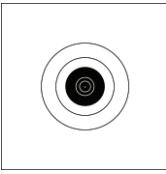


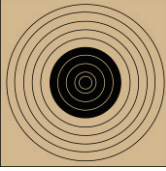





Gallery Rifle & Pistol	01	Gallery Rifle Smallbore (GRSB)	
	02	Gallery Rifle Centrefire (GRCF) Standard	
	03	Gallery Rifle Centrefire (GRCF) Open	
	04	Gallery Rifle Centrefire (GRCF) Classic	
	07	Gallery Rifle Smallbore (GRSB) Issued	
	21	Long Barrelled Pistol (LBP) Any sights	
	22	Long Barrelled Revolver (LBR) Any sights	
	23	Air Pistol (AP)	
	24	Long Barrelled Pistol (LBP) Iron sights	
	25	Long Barrelled Revolver (LBR) Iron sights	
Shotgun	30	Shotgun – Service (SGSV)	
	31	Shotgun – Multi-Barrel (SGMB)	
	34	Shotgun (SG)	
	35	Shotgun – Manual (SGM)	
	36	Shotgun – Semi-Auto (SGSA)	
	37	Shotgun – Classic (SGC)	
Muzzle Loading	41	Muzzle Loading Pistol (MLP)	
	42	Muzzle Loading Revolver (MLR)	
	43	Classic Revolver – Black Powder	
	44	Classic Percussion	
	45	Classic Flintlock – Smoothbore	
	46	Classic Flintlock – Rifled	
	Long Range Pistol	62	Hunter Class
63		Free Pistol A	
65		Production Free Pistol A	
66		Production Free Pistol B	
67		Allcomers Revolver	
68		Free Pistol	
69		Production Free Revolver	
Fullbore Rifle		80	Any
		81	Service Rifle A pre 1955
	82	Service Rifle B pre 1955	
	83	Service Rifle Open pre 1955	
	84	Bolt Action Centrefire	
	85	Sporting Rifle	
	86	F Class	
	87	Black Powder Cartridge	
	88	FTR Class Rifle	
	90	Issued Sniper Rifle	
	91	Service rifle post 1955 iron sights	
	92	Service Rifle post 1955 service optic	
	93	Service Rifle post 1955 practical optic	

C1.3 Targets

C1.3.1 The Courses of Fire described later in this section utilise a wide variety of target types. These are illustrated below

5 of Diamonds		Each Diamond has the dimensions: 4.0-6.4"				
B1 Full size		X 2.1-3"	10 3.9-5.9"	9 7.9-11.8"	8 11.8-17.6"	7 15.9-25.8"
B1 Reduced		X 1.1-1.6"	10 1.9-2.9"	9 3.9-5.9"	8 5.8-8.8"	7 7.9-11.9"
D1		X 4"	10 8"	8 12"	5 Rest of target	
D3		X 2"	10 4"	8 6"	5 Rest of target	
DP1		X 1.7"	5 3.2"	4 6.3"	3 11.8"	2 Rest of target
DP1 (half size)		X 0.8"	5 1.6"	4 3.2"	3 5.9"	2 Rest of target
DP2		X 2"	10 3.3-5.8"	9 7.1-12"	8 10.7-17.8"	7 14.2-23.6"
DP2 (half size)		X 1"	10 1.7-2.9"	9 3.5-6"	8 4.5-8.9"	7 7.1-11.8"
DP14		200x 1"	V 5	5 4.1"	4 8.2"	3 Rest of target
		300x 4.1"	V 5	5 6.1"	4 8.2"	3 Rest of target

DP14 (scaled)		V 0.3"	5 0.9"	4 1.4"	3 Rest of target		
F Class 500 yards		V 64mm	5 127mm	4 254mm	3 381mm	2 508mm	1 635mm
F Class 600 yards		V 76mm	5 152mm	4 305mm	3 457mm	2 610mm	1 762mm
F Class Long Range		V 128mm	5 255mm	4 510mm	3 815mm	2 1120mm	1 1830mm
IPSC Full Size		A 5.9-12.8"	C 11.8-17.7"	D 17.7-22.4"			
Melon		10 1.7-4.2"	9 2.8-10.2"	8 5.1-9.9"	7 7.4-9.1"	6 10.2-7.4"	
		<i>Including upper and lower segments of the Melon</i>					
NRA GR5		X 0.4"	10 0.9"	9 1.9"	8 2.9"	7 3.9"	
		6 4.9"	5 5.9"				
NRA 300 yards		V 78mm	5 130mm	4 259mm	3 389mm	2 559mm	
NRA 500 yards		V 150mm	5 250mm	4 660mm	3 990mm	2 1320mm	
NRA/ HBSA 500-600 yard Tin Hat		V 10"	5 15"	4 36"	3 48"	2 72"	
NRA 600 yards		V 192mm	5 320mm	4 660mm	3 990mm	2 1320mm	

NRA Long Range (800 – 1000 yards)		V 351mm	5 585mm	4 1120mm	3 1830mm	2 2440mm
NSRA 25 Yard Benchrest (2510BR15-18)		X 0.2cm 6 4.2cm	10 1.3cm 5 5.1cm	9 2.0cm	8 2.7cm	7 3.1cm
PL7		X 1" 5 11.8"	10 2" 4 13.8"	9 3.9" 3 15.8"	8 5.8" 2 17.7"	7 7.8" 1 19.7"
PL14		X 0.3" 5 4.1"	10 0.6" 4 4.8"	9 1.3" 3 5.7"	8 2" 2 6.3"	7 2.7" 1 7"
PL17		X 2" 6 16.6"	10 4" 5 19.2"	9 7.1"	8 10.2"	7 13.6"
TP3		5 3.9" Main 1.9 Rapid	4 6.2-19" Main 3.9" Rapid	3 9.6-21.3"		
Fox DJV (standard)		10 3.5"	9 5.2"	8 6.7"	3 6.7-9.5"	1 6.7-12.6"
Roe Buck DJV (modified)		10 2.5"	9 3.9"	5 5.9"		
Springbok SAHGCA		10 2-5.5"	7 5.7-6.3"	3 8.2-11.2"		


NRA E-League

Open to members of any
Home Office Approved Club

1- Download: The Courses of Fire can be found on the NRA Website. The competitions are based on published NRA matches – a great training tool if you are working towards entering Club or NRA Competitions

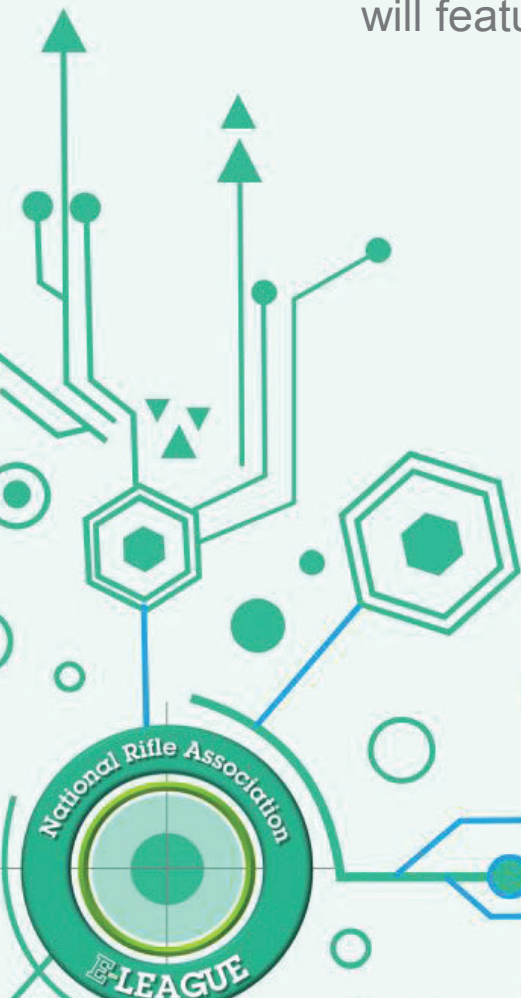
2- Shoot: Arrange a time to shoot the competitions at your own Club at any point in the three month window - you will need a witness to sign the scorecard

3- Submit: Email us your scorecard before the closings date, along with the £3/class entry fee, and your results will feature on our online leaderboard

 **Awards:** NRA Civitas (Community) Medals are awarded in each Round. Medals are also awarded, in each firearm class to the highest scoring:

Under 17, Under 21, Under 25, Serving and Ex-Serving Member of HM forces/ Emergency Services

Visit our website for
full details:



25m Precision (0101-23)

Event Numbers:	0101: GRSB 0102: GRCF 0103: GRCF Open 0104: GRCF Classic	0121: LBP 0122: LBR 0123: AP
Targets:	GRSB: GRCF, AP, LBP, LBR:	PL14 PL7
Sights:	Any (spotting scopes may also be used)	
Position:	Standing Unsupported	
Ready Position:	45 degrees	
Course of Fire:	25 metres This event takes approximately 45 minutes to complete It requires 30 rounds plus sighters The maximum possible score is 300	
Sighters:	Unlimited shots in 5 minutes	
Practice 1, 2, 3:	10 shots in 5 minutes	
Range Commands:	The general rules apply with the addition of the following initial command. Having made sure that the range is clear, the CRO commands 'LOAD AND MAKE READY'	
Ties:	Tie breaking rules shall be applied in the order listed below: a. By the greatest number of Xs in the event b. By the scores in each practice in the order 3, 2, 1 c. By the X count in each practice in the order 3, 2, 1	

Phoenix Meeting Trophies

- 0101** South Africa Cup
- 0102** Long John International Trophy
- 0123** Silver Cup

Nationals Trophies

- 0102** 25m Precision GRCF Cup

25m Precision Muzzle Loading (0141-42)

Event Numbers:	0141: MLP	0142: MLR
Targets:	PL7	
Sights:	Iron sights (spotting scopes may be used)	
Position:	Standing Unsupported, one hand only	
Ready Position:	Unloaded	
Course of Fire:	25 metres This event takes approximately 45 minutes to complete It requires 15 rounds, with up to 5 sighters The maximum possible score is 150	
Sighters:	Up to 5 shots in 10 minutes	
Practice 1, 2, 3:	5 shots in 10 minutes	
Notes:	Scoring will be standard NRA inward gauging rules, i.e. shots touching a scoring ring are awarded the higher of the two values	
Ties:	Tie breaking rules shall be applied in the order listed below: a. By the greatest number of Xs in the event b. By the scores in each practice in the order 3, 2, 1 c. By the X count in each practice in the order 3, 2, 1	

Phoenix Meeting Trophies

0141 HBSA Classic Revolver Trophy

25m Precision Benched (0201-04)

Event Numbers:	0201: GRSB 0202: GRCF	0203: GRCF Open 0204: GRCF Classic
Targets:	GRSB: GRCF:	NSRA 25 Yard Benchrest NRA GR5
Sights:	Any (spotting scopes may also be used)	
Position:	Benched (<i>see B6.9</i>)	
Ready Position:	Benched (<i>see B6.1.1d</i>)	
Course of Fire:	25 metres This event takes approximately 45 minutes to complete It requires 30 rounds plus sighters The maximum possible score is 300	
Sighters:	Unlimited shots in 5 minutes	
Practice 1, 2, 3:	10 shots in 5 minutes GRSB: 1 shot per diagram GRCF: 2 shots per diagram	
Range Commands:	The general rules apply with the addition of the following initial command. Having made sure that the range is clear, the CRO commands 'LOAD AND MAKE READY'	
Ties:	Tie breaking rules shall be applied in the order listed below: a. By the greatest number of Xs in the event b. By the scores in each practice in the order 3, 2, 1 c. By the X count in each practice in the order 3, 2, 1	

50m Precision (0301-22)

Event Numbers:	0301: GRSB 0302: GRCF 0303: GRCF Open	0304: GRCF Classic 0321: LBP 0322: LBR
Targets:	PL7	
Sights:	Any (spotting scopes may also be used)	
Position:	Standing Unsupported	
Ready Position:	45 degrees	
Course of Fire:	50 metres This event takes approximately 45 minutes to complete It requires 30 rounds plus sighters The maximum possible score is 300	
Sighters:	Unlimited shots in 5 minutes	
Practice 1, 2, 3:	10 shots in 5 minutes	
Range Commands:	The general rules apply with the addition of the following initial command. Having made sure that the range is clear, the CRO commands 'LOAD AND MAKE READY'	
Ties:	Tie breaking rules shall be applied in the order listed below: a. By the greatest number of Xs in the event b. By the scores in each practice in the order 3, 2, 1 c. By the X count in each practice in the order 3, 2, 1	

50m Precision (0335-36)

Event Numbers:	0335: SGM	0336: SGSA
Targets:	1x PL7	
Ammunition:	Solid Slug only	
Sights:	Any	
Positions:	Standing Unsupported	
Ready Position:	45 degrees	
Course of Fire:	This event takes approximately 20 minutes to complete It requires 10 rounds plus sighting shots The maximum possible score is 100	
Sighters:	Unlimited sighters in 3 minutes	
Practice 1:	50 metres, 5 shots in 3 minutes	
Practice 2:	50 metres, 5 shots in 3 minutes	
Range Commands:	The general rules apply with the addition of the following initial command. Having made sure that the range is clear, the CRO commands 'WITH FIVE ROUNDS LOAD AND MAKE READY'.	
Ties:	Tie breaking rules shall be applied in the order listed below: <ol style="list-style-type: none">a. By the greatest number of Xs in the eventb. By the scores in each practice in the order 2, 1c. By the X count in each practice in the order 2, 1	

WANT TO SHOOT BETTER?

10 9 8 7

Here's a perfect tip!

Using Doppler radar, Hornady® engineers discovered that all commonly used polymer tips melt and deform in flight leading to both BC and accuracy loss. To counter this effect, Hornady® developed the Heat Shield® tip. This revolutionary tip delivers exceptionally consistent results that can't be matched by any BTHP. The Heat Shield® tip combined with AMP® bullet jacket technology, streamlined secant ogive, and optimum boattail design creates the most consistent match bullet on the market today.

ELD® MATCH

EXTREMELY LOW DRAG MATCH BULLETS

- Revolutionary Heat Shield® Tip
- Highest-in-class BCs (over entire trajectory)
- Doppler radar verified BCs (corrected back to standard atmosphere)
- Highest degrees of accuracy and consistency
- Streamlined secant ogive and optimum boattail design
- AMP® Bullet Jackets

THE PERFECT TIP

The Heat Shield® tip creates the perfect meplat and outperforms BTHP bullets.

Available as component bullets or in factory-loaded Match™ ammunition.



Hornady®
Accurate. Deadly. Dependable.

50m Precision Muzzle Loading (0341-42)

Event Numbers:	0341: MLP	0342: MLR
Targets:	PL7	
Sights:	Any iron (spotting scopes may also be used)	
Position:	Standing Unsupported, one hand only	
Ready Position:	Unloaded	
Course of Fire:	50 metres This event takes approximately 60 minutes to complete It requires 15 rounds, with up to 5 sighters The maximum possible score is 150	
Sighters:	Up to 5 shots in 10 minutes	
Practice 1, 2, 3:	5 shots in 10 minutes	
Notes:	Scoring will be standard NRA inward gauging rules, i.e. shots touching a scoring ring are awarded the higher of the two values	
Ties:	Tie breaking rules shall be applied in the order listed below: a. By the greatest number of Xs in the event b. By the scores in each practice in the order 3, 2, 1 c. By the X count in each practice in the order 3, 2, 1	

Phoenix Meeting Trophies

0341 HBSA Council Trophy

50m Precision Benched (0401-04)

Event Numbers:	0401: GRSB 0402: GRCF	0403: GRCF Open 0404: GRCF Classic
Targets:	GRSB: GRCF:	NSRA 25 Yard Benchrest NRA GR5
Sights:	Any (spotting scopes may also be used)	
Position:	Benched (<i>see B6.9</i>)	
Ready Position:	Benched (<i>see B6.1.1d</i>)	
Course of Fire:	50 metres This event takes approximately 45 minutes to complete It requires 30 rounds plus sighters The maximum possible score is 300	
Sighters:	Unlimited shots in 5 minutes	
Practice 1, 2, 3:	10 shots in 5 minutes GRSB: 1 shot per diagram GRCF: 2 shots per diagram	
Range Commands:	The general rules apply with the addition of the following initial command. Having made sure that the range is clear, the CRO commands 'LOAD AND MAKE READY'	
Ties:	Tie breaking rules shall be applied in the order listed below: a. By the greatest number of Xs in the event b. By the scores in each practice in the order 3, 2, 1 c. By the X count in each practice in the order 3, 2, 1	

America Match (0501-22)

Event Numbers:	0501: GRSB 0502: GRCF 0503: GRCF Open	0504: GRCF Classic 0521: LBP 0522: LBR
Targets:	GRSB GRCF, LBP, LBR:	50m: PL7, 25m: NRA GR5 PL7
Sights:	Any (spotting scopes may also be used)	
Position:	Standing Unsupported	
Ready Position:	45 degrees	
Course of Fire:	This event takes approximately 45 minutes to complete It requires 30 rounds plus sighters The maximum possible score is 300	
Sighters:	Unlimited shots in 5 minutes, 50 metres	
Practice 1:	50 metres, one series of 10 shots in 10 minutes	
Practice 2:	25 metres, two series of 5 shots in 30 seconds	
Practice 3:	25 metres, two series of 5 shots in 20 seconds	
Range Commands:	The general rules apply with the addition of the following initial command. Having made sure that the range is clear, the CRO commands 'WITH FIVE ROUNDS, LOAD AND MAKE READY'	
Scoring:	The target will be scored at the end of each Practice, and refreshed with a full size target	
Ties:	Tie breaking rules shall be applied in the order listed below: a. By the greatest number of Xs in the event b. By the scores in each practice in the order 1, 3, 2 c. By the X count in each practice in the order 1, 3, 2	

Phoenix Meeting Trophies

0501 Silver Cup

0502 National Pistol Association Trophy

Timed & Precision 1 (0701-25)

Event Numbers:	0701: GRSB 0702: GRCF 0703: GRCF Open 0704: GRCF Classic	0721: LBP - Any sights 0722: LBR - Any sights 0724: LBP - Iron sights 0725: LBR - Iron sights
Targets:	GRSB: GRCF, LBP, LBR:	DP2 (half size) DP2
Sights:	Any (see above)	
Position:	Standing Unsupported	
Ready Position:	45 degrees	
Course of Fire:	This event takes approximately 30 minutes to complete It requires 30 rounds The maximum possible score is 300	
Practice 1:	25 metres, 12 shots in 2 minutes, to include reload	
Practice 2:	15 metres, 12 shots in two strings of 6 For each string, 6 appearances of 2 seconds with intervals of 5 seconds One shot only to be fired at each appearance The firearm must be returned to the ready position between appearances	
Practice 3:	10 metres, 6 shots in three strings of 2 The target will make 3 appearances of 3 seconds with intervals of 5 seconds Two shots only to be fired at each appearance The firearm must be returned to the ready position between appearances	
Range Commands:	The general rules apply with the addition of the following initial command. Having made sure that the range is clear, the CRO commands 'WITH SIX ROUNDS, LOAD AND MAKE READY'	
Ties:	Tie breaking rules shall be applied in the order listed below: a. By the greatest number of Xs in the event b. By the scores at each distance, commencing with the longest distance c. By the X count at each distance, commencing with the longest distance	
Procedural Penalties:	In addition to the usual procedural penalties, the following apply in this event: a. Firing too many shots during an exposure	

Classifications: The classification scores bands are as follows:

GRSB		GRCF		LBP		LBR	
X	300	X	300.24	X	299 – 300	X	298 – 300
A	298 – 299	A	300.18 – 300.23	A	294 – 298	A	293 – 297
B	294 – 297	B	299 – 300.17	B	Up to 293	B	Up to 292
C	285 – 293	C	296 – 298				
D	Up to 284	D	Up to 295				

 **Phoenix Meeting Trophies**

- 0701** Ozzy Trophy
- 0702** Silver Cup
- 0721** Silver Cup
- 0722** Silver Cup

 **Nationals Trophies**

- 0701** Silver Cup
- 0702** T&P Centrefire Trophy

Timed & Precision 1 Air Pistol (0723)

Event Numbers:	0723: AP (any 5 shot or more)
Targets:	DP2 (half size)
Sights:	Any
Position:	Standing Unsupported, freestyle
Ready Position:	45 degrees
Course of Fire:	This event takes approximately 30 minutes to complete It requires 30 rounds The maximum possible score is 300
Practice 1:	15 metres, 12 shots in 2 minutes, to include reload
Practice 2:	10 metres, 12 shots in three strings of 4 The target will make 4 appearances of 2 seconds with intervals of about 5 seconds One shot only to be fired at each appearance
Practice 3:	7 metres, 6 shots in three strings of 2 The target will make 3 appearance of 3 seconds with intervals of about 3 seconds Two shots only to be fired at each appearance

Timed & Precision 1 Shotgun (0731-36)

Event Numbers:	0731: SGMB 0735: SGM	0736: SGSA
Targets:	DP2	
Sights:	Any	
Position:	Standing Unsupported	
Ready Position:	45 degrees	
Course of Fire:	This event takes approximately 30 minutes to complete It requires 30 rounds The maximum possible score is 300	
Practice 1:	25 metres, 12 shots in 2 minutes, to include reload of at least 6 rounds	
Practice 2:	15 metres, 12 shots in two strings of 6 The target will make 6 appearances of 2 seconds with intervals of about 5 seconds One shot only to be fired at each appearance The firearm must be returned to the ready position between appearances	
Practice 3:	10 metres, 6 shots The target will make 3 appearances of 3 seconds with intervals of about 5 seconds Two shots only to be fired at each appearance The firearm must be returned to the ready position between appearances	
Range Commands:	The general rules apply with the addition of the following initial command. Having made sure that the range is clear, the CRO commands 'LOAD AND MAKE READY'	
Ties:	Tie breaking rules shall be applied in the order listed below: a. By the greatest number of Xs in the event b. By the scores at each distance, commencing with the longest distance c. By the X count at each distance, commencing with the longest distance	
Procedural penalties:	In addition to the usual procedural penalties, the following apply in this event: a. Firing too many shots during an exposure	

Timed & Precision 1 Shotgun Classic (0737)

Event Numbers:	0737: SGC
Targets:	DP2
Sights:	Any
Position:	Standing Unsupported
Ready Position:	45 degrees
Course of Fire:	This event takes approximately 30 minutes to complete It requires 30 rounds The maximum possible score is 300
Practice 1:	25 metres, 12 shots in 2 minutes, to include all reloading
Practice 2:	15 metres, 12 shots in 1 string of 12 shots The target will make 12 appearances of 2 seconds with intervals of 10 seconds One shot only to be fired at each appearance The firearm must be reloaded as required and returned to the ready position between appearances
Practice 3:	10 metres, 6 shots The target will make 6 appearances of 2 seconds with intervals of 10 seconds between appearances One shot only to be fired at each appearance, the shooter is to reload as required The firearm must be reloaded as required and returned to the ready position between appearances
Range Commands:	The general rules apply with the addition of the following initial command. Having made sure that the range is clear, the CRO commands 'LOAD AND MAKE READY'
Ties:	Tie breaking rules shall be applied in the order listed below: a. By the greatest number of Xs in the event b. By the scores at each distance, commencing with the longest distance c. By the X count at each distance, commencing with the longest distance
Procedural penalties:	In addition to the usual procedural penalties, the following apply in this event: a. Firing too many shots during an exposure

Timed & Precision 1 Muzzle Loading (0742)

Event Numbers:	0742: MLR (any 6 shot MLR, any propellant)
Targets:	DP2
Sights:	Any iron
Position:	Standing Unsupported
Ready Position:	45 degrees, revolver loaded and capped, cocked or uncocked at shooter's preference
Course of Fire:	This event takes approximately 60 minutes to complete It requires 30 rounds The maximum possible score is 300
Practice 1:	25 metres, 12 shots in 12 minutes, to include reload
Practice 2:	15 metres, 12 shots in two strings of 6 The target will make 6 appearances of 2 seconds with intervals of about 5 seconds One shot only to be fired at each appearance
Practice 3:	10 metres, 6 shots in three strings of 2 The target will make 3 appearances of 4 seconds with intervals of about 5 seconds Two shots only to be fired at each appearance
Ties:	Tie breaking rules shall be applied in the order listed below: a. By the greatest number of Xs in the event b. By the scores at each distance, commencing with the longest distance c. By the X count at each distance, commencing with the longest distance

Phoenix Meeting Trophies

0742 Silver Cup

Timed & Precision 2 (0901-25)

Event Numbers:	0901: GRSB 0902: GRCF 0903: GRCF Open 0904: GRCF Classic	0921: LBP - Any sights 0922: LBR - Any sights 0924: LBP - Iron sights 0925: LBR - Iron sights
Targets:	GRSB: GRCF, LBP, LBR:	DP2 (half size) DP2
Sights:	Any (see above)	
Positions:	Standing Unsupported, Standing Using Barricade, Kneeling, Sitting	
Ready Position:	GRSB, GRCF: 45 degrees LBP: Holstered Loaded LBR: Holstered	
Course of Fire:	This event takes approximately 45 minutes to complete It requires 60 rounds The maximum possible score is 600	
Practice 1:	10 metres, 6 shots. This practice will be shot twice GRSB: 5 seconds GRCF, LBP, LBR: 8 seconds	
Practice 2:	50 metres, 24 shots: GRSB, GRCF: 6 shots kneeling* 6 shots sitting 6 shots left shoulder standing unsupported 6 shots right shoulder standing unsupported LBP, LBR: 6 shots kneeling* using barricade** (or prone depending on range restrictions) 6 shots sitting 6 shots left hand standing using barricade 6 shots right hand standing using barricade GRSB, LBP: 150 seconds GRCF, LBR: 180 seconds	

Practice 3:	25 metres, 24 shots:
GRSB, GRCF:	6 shots kneeling* 6 shots sitting 6 shots right shoulder standing unsupported 6 shots left shoulder standing unsupported
LBP, LBR:	6 shots kneeling* 6 shots sitting 6 shots right hand standing using barricade, 6 shots left hand standing using barricade,
GRSB, LBP:	105 seconds
GRCF, LBR:	120 seconds

* The competitor should only make ready once they are in the kneeling position

** When kneeling using the barricade for support, the competitor can ignore the foot-fault line extending to the rear of the barricade

Range Commands: **Practice 1:** “WITH SIX ROUNDS, RIFLES LOAD AND MAKE READY, HANDGUNS LOAD AND HOLSTER”

Practices 2 & 3: “WITH SIX ROUNDS, RIFLES LOAD BUT DO NOT MAKE READY, HANDGUNS LOAD AND HOLSTER”

Loading: For each individual practice all ammunition for that practice must be carried on the competitor’s person.
When shooting with a revolver, **only one** speedloader may be used

Equipment: When shooting this event with a LBP or LBR a holster **must** be used

Range Equipment: A barricade will be provided for each competitor using a LBP or LBR for the standing with support position at both 25 and 50 metres. It should be a wooden post, square or rectangular in section, fixed on the firing line and sufficiently strong to remain immobile. It should ideally be at least 100mm square and two metres in height

Ties: Tie breaking rules shall be applied in the order listed below:

- By the greatest number of Xs in the event
- By the scores at each distance, commencing with the longest distance
- By the X count at each distance, commencing with the longest distance

- Procedural Penalties:** In addition to the usual procedural penalties, the following apply in this event:
- a. Moving between shooting positions during a practice without following the correct rules for this (B6.2)
 - b. Allowing part of the firearm to make contact with the barricade when firing
 - c. Touching any part of the barrel with either the firing hand or supporting hand when firing using the barricade

Classifications: The classification scores bands are as follows:

	GRSB		GRCF		LBP
X	587 – 600	X	597 – 600	X	587 – 600
A	572 – 586	A	587 – 596	A	572 – 586
B	Up to 571	B	Up to 586	B	Up to 571

Timed & Precision 3 (1021-22)

Event Numbers:	1021: LBP	1022: LBR
Targets:	TP3	
Sights:	Any	
Positions:	Standing Unsupported, Standing Using Barricade, Kneeling, Sitting	
Ready Position:	Surrender Position: standing, hands held either side of and at the level of the shooter's head, or touching the shooter's head	
Course of Fire:	<p>This event takes approximately 30 minutes to complete It requires 50 rounds The maximum possible score is 250 There is a maximum shooting time of 5 minutes 30 seconds for the whole event. Each competitor will be supervised by a Range Officer with a timer to monitor their total shooting time The timer is started when the targets appear for each practice and is stopped when the firearm is holstered at the end of each practice and hands are returned to the surrender position. The competitor may ask how much time remains once only during the whole event. Once the maximum shooting time has elapsed, the competitor will be stopped Except where double action is specified in the practice description below, LBRs may be fired single action or double action</p>	
Practice 1:	<p>10 metres, standing unsupported on main target LBP: Holstered Loaded (with 5 rounds), hammer down on an empty chamber LBR: Holstered (loaded with 5 rounds), hammer down on an empty chamber Start in the Surrender Position Targets edge for 5 seconds then face for 15 seconds 10 shots (including reload) to be fired On completion empty the firearm, holster it and return to Surrender Position; the RO will confirm the firearm is clear after the timer has been stopped</p>	
Practice 2:	<p>25 metres, standing using a barricade, on main target Start in the Surrender Position, empty firearm holstered, hammer down Targets edge for 5 seconds then face for an unlimited time 5 shots right hand, LBR double action only 5 shots left hand, LBR double action only On completion, reload and holster with hammer down on an empty chamber and return to the Surrender Position</p>	

Practice 3:	<p>25 metres, on main target</p> <p>Start in the Surrender Position</p> <p>Targets edge for 5 seconds then face for an unlimited time</p> <p>5 shots kneeling</p> <p>5 shots sitting</p> <p>On completion, reload and holster with hammer down on an empty chamber and return to the Surrender Position</p>
Practice 4:	<p>20 metres, on main target</p> <p>Start in the Surrender Position</p> <p>Targets edge for 5 seconds then face for an unlimited time</p> <p>5 shots kneeling</p> <p>On completion, reload and holster with hammer down on an empty chamber and return to the Surrender Position</p>
Practice 5:	<p>15 metres, main target</p> <p>Start in the Surrender Position</p> <p>Targets edge for 5 seconds then face for 10 seconds</p> <p>5 shots standing unsupported</p> <p>On completion, reload and holster with hammer down on an empty chamber and return to the Surrender Position</p>
Practice 6:	<p>10 metres</p> <p>Start in the Surrender Position</p> <p>Targets edge for 5 seconds then face for an unlimited time</p> <p>5 shots on one ring target, standing unsupported strong hand only (the weak hand can be used to rack the firearm and to clear jams)</p> <p>5 shots on the other ring target, standing unsupported</p> <p>On completion (whether by finishing the course of fire or by running out of time) the RO will confirm the firearm is clear before it is holstered, boxed or cased</p>
Range Commands:	<p>The general rules apply with the addition of the following initial command. Having made sure that the range is clear, the CRO commands 'WITH FIVE ROUNDS, LOAD AND HOLSTER'</p>
Loading:	<p>All ammunition for the entire event must be carried on the competitor's person, either in a pocket or pouch. (i.e. belt loops, magazine pouches, etc. cannot be used). A pocket can be a pouch attached to a belt – as long as the pouch is of loose fabric, a hand can physically fit inside, and ammunition is loose within the pouch, it is acceptable. There should be no artificial inserts, sleeves, holders or stiffeners or any type of device that holds magazines inside or attached to the competitor's ammunition pockets or pouch</p>

The competitor may carry more ammunition than is required to complete the event, i.e. spare rounds, provided they are carried as specified above

When a competitor recharges a magazine, speedloader or moon-clip during a Practice, the firearm must first be holstered; it must be empty (no round in the chamber/ cylinder, no magazine inserted, hammer down) when this is done

Magazine, Speedloaders and Moon-Clips:

A maximum of two pistol magazines or speedloaders may be carried on the competitor during the event

As many moon-clips as wanted may be carried on the competitor during the event

A dropped round, magazine, moon-clip or speedloader may not be retrieved. The competitor may start Practice 1 with two charged magazines, speedloaders or moon-clips. For all other Practices, **only one active magazine, speedloader or moon-clip may be in use (with no more than 5 rounds) at any time**

Equipment:

A holster **must** be used

The competitor may not use any form of timing device

Scoring:

The target will be scored at the end of Practice 1 and at the end of Practice 6 but not at the end of Practices 2-5

In scoring Practices 2-5, the highest scoring hits up to the correct number specified in the Course of Fire will count. Excess hits will be disregarded

Ties:

Tie breaking rules shall be applied in the order listed below:

- a. By the highest score in Practice 6
- b. By the combined scores for Practices 2-5

Procedural Penalties:

In addition to the usual procedural penalties, the following apply in this event:

- a. Moving between shooting positions during a practice without following the correct rules for this (B6.2)
- b. Allowing part of the firearm to make contact with the barricade when firing
- c. Touching any part of the barrel with either the firing hand or supporting hand when firing using the barricade

Phoenix Meeting Trophies

1021 Lightweight Sport Trophy

Multi-Target (1101-25)

Event Numbers:	1101: GRSB 1102: GRCF 1103: GRCF Open 1104: GRCF Classic	1121: LBP - Any sights 1122: LBR - Any sights 1124: LBP - Iron sights 1125: LBR - Iron sights
Targets:	GRSB: GRCF, LBP, LBR:	DP1 (half size) DP1
Sights:	Any (see above)	
Positions:	Standing Unsupported	
Ready Position:	45 degrees	
Course of Fire:	This event takes approximately 20 minutes to complete It requires 24 rounds The maximum possible score is 120	
Practice 1:	25 metres, 6 shots in 15 seconds, left hand target	
Practice 2:	20 metres, 3 shots on each target in 10 seconds	
Practice 3:	15 metres, 6 shots The target will make 3 appearances of 3 seconds with intervals of 5 seconds Two shots to be fired at each appearance on the right hand target The firearm must be returned to the ready position between exposures	
Practice 4:	10 metres, 3 shots on each target in 8 seconds	
Range Commands:	The general rules apply with the addition of the following initial command. Having made sure that the range is clear, the CRO commands 'WITH SIX ROUNDS, LOAD AND MAKE READY'	
Note:	This event will normally be shot as a 'walk-through' and scored at the end, rather than being scored after each practice	
Ties:	Tie breaking rules shall be applied in the order listed below: a. By the greatest number of Xs in the event b. By the highest bullet score on the left hand target c. By the highest number of Xs on the left hand target	
Procedural Penalties:	In addition to the usual procedural penalties, the following apply in this event: a. Firing too many shots during an exposure b. Any shots on the wrong target	

Classifications: The classification scores bands are as follows:

GRSB		GRCF		LBP		LBR	
X	117 – 120	X	119 – 120	X	116 – 120	X	110 – 120
A	113 – 116	A	117 – 118	A	109 – 115	A	101 – 109
B	106 – 112	B	114 – 116	B	Up to 108	B	Up to 100
C	95 – 105	C	108 – 113				
D	Up to 94	D	Up to 107				

 **Phoenix Meeting Trophies**

- 1101** Pewter Jug
- 1102** Webley & Scott Cup

 **Nationals Trophies**

- 1101** Small Cup
- 1102** Silver Cup

Multi-Target Shotgun (1135-36)

Event Numbers:	1135: SGM	1136: SGSA
Targets:	DP1	
Ammunition:	Solid slug only	
Sights:	Any	
Positions:	Standing Unsupported	
Ready Position:	45 degrees	
Course of Fire:	This event takes approximately 30 minutes to complete It requires 24 rounds The maximum possible score is 120	
Practice 1:	25 metres, 6 shots in 15 seconds, left hand target	
Practice 2:	20 metres, 3 shots on each target in 10 seconds	
Practice 3:	15 metres, 6 shots The target will make 3 appearances of 3 seconds with intervals of 5 seconds Two shots to be fired at each appearance on the right hand target The firearm must be returned to the ready position between exposures	
Practice 4:	10 metres, 3 shots on each target in 8 seconds	
Range Commands:	The general rules apply with the addition of the following initial command. Having made sure that the range is clear, the CRO commands 'WITH SIX ROUNDS LOAD AND MAKE READY'.	
Scoring:	Targets will be scored at the end of each Practice	
Ties:	Tie breaking rules shall be applied in the order listed below: a. By the greatest number of Xs in the event b. By the highest bullet score on the left hand target c. By the highest number of Xs on the left hand target	
Procedural penalties:	In addition to the usual procedural penalties, the following apply in this event: a. Firing too many shots during an exposure b. Any shots on the wrong target	

Multi-Target Muzzle Loading Revolver (1142)

Event Numbers:	1142: MLR (any 6 shot MLR, any propellant)
Targets:	DP1
Sights:	Any
Positions:	Standing Unsupported
Ready Position:	45 degrees, revolver loaded and capped, cocked or uncocked at shooter's preference
Course of Fire:	This event takes approximately 60 minutes to complete It requires 24 rounds The maximum possible score is 120
Practice 1:	25 metres, 6 shots in 30 seconds, left hand target
Practice 2:	20 metres, 3 shots on each target in 20 seconds
Practice 3:	15 metres, 6 shots The target will make 3 appearances of 4 seconds Two shots to be fired at each appearance on the right hand target The firearm must be returned to the ready position between exposures
Practice 4:	10 metres, 3 shots on each target in 15 seconds
Scoring:	Targets will be scored at the end of each Practice
Range Commands:	The general rules apply with the addition of the following initial command. Having made sure that the range is clear, the CRO commands 'WITH SIX ROUNDS, LOAD AND MAKE READY'
Note:	This event will normally be shot as a 'walk-through' and scored at the end, rather than being scored after each practice
Ties:	Tie breaking rules shall be applied in the order listed below: <ol style="list-style-type: none">By the greatest number of Xs in the eventBy the highest bullet score on the left hand targetBy the highest number of Xs on the left hand target
Procedural Penalties:	In addition to the usual procedural penalties, the following apply in this event: <ol style="list-style-type: none">Firing too many shots during an exposureAny shots on the wrong target

Phoenix Meeting Trophies

1142 Silver Cup

- Practice 3:** 15 metres
10 shots standing unsupported
- Start in the standing position at 20m. The targets will appear for 10 seconds, during which the competitor will advance to 15m and fire one shot at each target. The targets will make 4 more exposures of 3 seconds with an away time of 7 seconds. Two shots to be fired at each exposure, one on each target. The firearm must be held at 45 degrees between exposures
- Practice 4:** 10 metres
10 shots standing unsupported
- Start in the standing position at 15 metres. The targets will appear for 10 seconds, during which the competitor will advance to 10 metres and fire. There will be two more exposures of 5 seconds. The away time will be 7 seconds. Any number of shots, to a maximum of 10, may be fired during the practice but only 5 shots will be counted on each target. The firearm must be held at 45 degrees between exposures
- Range Commands:** The general rules apply with the addition of the following command. Having checked the range is clear and shooters appear ready, the CRO commands 'CLOSE ACTIONS, LOAD, BUT DO NOT MAKE READY. RIFLES STRONG ARM TRAIL, HANDGUNS HOLSTER'
- Loading:** If by design the firearm is not capable of loading 10 rounds the competitor may load the remaining rounds after they have made ready or during the away times. In an exception to the usual reloading rule (B3.7.3), rounds may be added to a tube magazine which already has rounds in it PROVIDED that there is no live round in the chamber (B3.7.2) when this is done
- Equipment:** When shooting this event with an LBP or LBR a holster must be used
- Changing Positions:** Rifles and pistols must either have no round in the chamber or have the safety applied when moving between positions. Revolvers must have the chamber open. Movement between positions (kneeling to sitting) is only required in Practice 1
- Ties:** Tie breaking rules shall be applied in the order listed below:
- a. By the greatest number of Xs in the event
 - b. By the scores at each distance, commencing with the longest distance
 - c. By the X count at each distance, commencing with the longest distance

- Procedural Penalties:** In addition to the usual procedural penalties, the following apply in this event:
- a. Firing too many shots during an exposure
 - b. Any shots on the wrong target
 - c. Moving forward with a round in the chamber
 - d. Moving between positions in Practice 1 with a round in the chamber but no safety catch applied

Classifications: The classification scores bands are as follows:

	GRSB		GRCF		LBP		LBR
X	189 – 200	X	195 – 200	X	189 – 200	X	174 – 200
A	175 – 188	A	188 – 194	A	177 – 188	A	163 – 173
B	Up to 174	B	Up to 187	B	Up to 176	B	Up to 162

 **Phoenix Meeting Trophies**

1301 Silver Cup

1302 Silver Cup

Multi-Target 3 (1401-22)

Event Numbers:	1401: GRSB 1402: GRCF 1403: GRCF Open	1404: GRCF Classic 1421: LBP 1422: LBR
Targets:	GRSB: GRCF, LBP, LBR:	DP1 (half size) DP1
Sights:	Any	
Positions:	Standing Unsupported, Kneeling, Sitting	
Ready Position:	45 degrees	
Course of Fire:	This event takes approximately 45 minutes to complete It requires 48 rounds The maximum possible score is 240	
Practice 1:	50 metres, 18 shots in 120 seconds 6 shots kneeling on the left hand target* 6 shots sitting on the right hand target 6 shots standing unsupported, 3 on each target	
Practice 2:	25 metres 12 shots standing unsupported The target will make four appearances of 5 seconds with intervals of 7 seconds Any number of shots may be fired at each exposure but only 6 shots will be counted on each target The firearm must be returned to the ready position between exposures	
Practice 3:	15 metres 12 shots standing unsupported The target will make three appearances of 3 seconds with intervals of 5 seconds Two shots to be fired at each appearance on the right hand target The firearm must be returned to the ready position between exposures The practice is then repeated using the left hand target	
Practice 4:	10 metres 6 shots standing unsupported 3 shots on each target in 8 seconds	

* The competitor should only make ready once they are in the kneeling position

- Range Commands:** **Practice 1:** “WITH SIX ROUNDS, LOAD BUT DO **NOT** MAKE READY”
 Practices 2-4: “WITH SIX ROUNDS LOAD AND MAKE READY”
- Reloading:** After the initial order to load, all further loading must be with rounds taken from the competitor’s pocket, cartridge belt, mechanical loader, special pouch or elsewhere on the competitor’s person. Back-to-back magazines are permitted, as are rounds in pouches etc. on the gun. It is the competitor’s responsibility to have sufficient ammunition in their possession to complete the match or event. A dropped round, magazine, moonclip or speedloader may not be retrieved
- In an exception to the usual reloading rule (B3.7.3), rounds may be added to a tube magazine which already has rounds in it PROVIDED that there is no live round in the chamber (B3.7.2) when this is done
- Ties:** Tie breaking rules shall be applied in the order listed below:
- a. By the greatest number of Xs in the event
 - b. By the scores at each distance, commencing with the longest distance
 - c. By the X count at each distance, commencing with the longest distance
- Procedural Penalties:** In addition to the usual procedural penalties, the following apply in this event:
- a. Firing too many shots during an exposure
 - b. Any shots on the wrong target
 - c. Moving between shooting positions during a practice without following the correct rules for this (B6.2)

1500 (1501-25)

Event Numbers:	1501: GRSB 1502: GRCF 1503: GRCF Open 1504: GRCF Classic	1521: LBP - Any sights 1522: LBR - Any sights 1524: LBP - Iron sights 1525: LBR - Iron sights
Targets:	GRSB: GRCF, LBP, LBR:	B1 Reduced B1 Full size
Sights:	Any (see above)	
Positions:	GRSB, GRCF: Standing Unsupported, Kneeling, Sitting LBP, LBR: Standing Unsupported, Standing using a Barricade, Kneeling, Sitting, Prone	
Ready Position:	GRSB, GRCF: Parallel LBP: Holstered Loaded LBR: Holstered	
Course of Fire:	This event takes approximately 90 minutes to complete It requires 150 rounds The maximum possible score is 1500	
Practice 1:		
<i>Stage 1:</i>	10 metres, 12 shots, including reloading, standing unsupported	
<i>Stage 2:</i>	15 metres, 12 shots, including reloading, standing unsupported	
	GRSB, LBP, LBR: 20 seconds (LBR: double action only) GRCF: 30 seconds	
Practice 2:	25 metres, 18 shots in 90 seconds including reloading	
	GRSB, GRCF:	6 shots kneeling* 6 shots left shoulder standing unsupported 6 shots right shoulder standing unsupported
	LBP, LBR:	6 shots kneeling* 6 shots left hand standing using barricade (LBR: double action only) 6 shots right hand standing using barricade (LBR: double action only)

Practice 3: 50 metres, 24 shots in 165 seconds including reloading

GRSB, GRCF: 6 shots kneeling*
6 shots sitting
6 shots left shoulder standing unsupported
6 shots right shoulder standing unsupported

LBP, LBR: 6 shots sitting*
6 shots kneeling using barricade for support or prone (depending on range restrictions) **
6 shots left hand standing using barricade
6 shots right hand standing using barricade

(**LBR:** single or double action)

Practice 4:

Stage 1: 25 metres, 12 shots in 35 seconds including reloading, standing unsupported

Stage 2: 25 metres, 12 shots in 35 seconds including reloading, standing unsupported

(**LBR:** double action only)

Practice 5:

Stage 1: 10 metres, 12 shots, standing unsupported

GRSB, LBP, LBR: 20 seconds

GRCF: 30 seconds

Stage 2: 25 metres, 18 shots in 90 seconds including reloading

GRSB, GRCF: 6 shots kneeling*
6 shots left shoulder standing unsupported
6 shots right shoulder standing unsupported

LBP, LBR: 6 shots kneeling*
6 shots left hand standing using barricade
(**LBR:** double action)
6 shots right hand standing using barricade
(**LBR:** double action)

Stage 3: 50 metres, 24 shots in 165 seconds including reloading

GRSB, GRCF: 6 shots kneeling*
6 shots sitting
6 shots left shoulder standing unsupported
6 shots right shoulder standing unsupported

LBP, LBR: 6 shots sitting*
6 shots kneeling using barricade for support or prone (depending on range restrictions) **
6 shots left hand standing using barricade
6 shots right hand standing using barricade

(LBR: single or double action)

Stage 4: 25 metres, 6 shots in 12 seconds, standing unsupported

(LBR: double action only)

* The competitor must only make ready once they are in the kneeling/ sitting position

**When kneeling using the barricade for support, the competitor can ignore the foot-fault line extending to the rear of the barricade

Range Commands: **Practice 1, 4, 5 (Stage 1 & 4):** "WITH SIX ROUNDS, RIFLES LOAD AND MAKE READY, HANDGUNS LOAD AND HOLSTER"

Practices 2, 3, 5 (Stages 2 & 3): "WITH SIX ROUNDS, RIFLES LOAD BUT DO **NOT** MAKE READY, HANDGUNS LOAD AND HOLSTER"

Scoring: The target will be scored at the end of Practice 1, 2, 3, 4 and at the end of Practice 5 Stage 2 and Stage 4

Ties: Tie breaking rules shall be applied in the order listed below:

- a. By the greatest number of Xs in the event
- b. By the greatest number of Xs in Matches 3 and 4 combined
- c. By the fewest misses in the event
- d. By the fewest number of shots of lowest value in that event
- e. By the fewest number of shots of the next lower value in the event

Range Equipment: A barricade will be provided for each competitor using an LBP or LBR for the standing supported position at both 25 and 50 metres. It should be a wooden post, square or rectangular in section, fixed on the firing line and sufficiently strong to remain immobile. It should ideally be at least 100mm square and two metres in height

- Procedural Penalties:** In addition to the usual procedural penalties, the following apply in this event:
- a. Moving between shooting positions during a practice without following the correct rules for this (B6.2)
 - b. Allowing part of an LBR or LBP to make contact with the barricade when firing
 - c. Touching any part of the LBR or LBP forward of the trigger guard with either the firing hand or supporting hand when using the barricade

Classifications: The classification scores bands are as follows:

GRSB		GRCF		LBP		LBR	
X	1484 – 1500	X	1494 – 1500	X	1480 – 1500	X	1445 – 1500
A	1471 – 1483	A	1489 – 1493	A	1450 – 1479	A	1400 – 1444
B	1458 – 1470	B	1480 – 1488	B	Up to 1449	B	Up to 1399
C	1414 – 1457	C	1465 – 1479				
D	Up to 1413	D	Up to 1464				

 **Phoenix Meeting Trophies**

- 1521** LBP 1500 Cup
- 1522** LBR 1500 Cup

 **Nationals Trophies**

- 1501** Parker Hale/Wilson National Trophy
- 1502** NRA Tankard
- 1521** LBP Shield
- 1522** Glass Shooter Kneeling Trophy

1020 (1601-22)

Event Numbers:	1601: GRSB 1602: GRCF 1603: GRCF Open	1604: GRCF Classic 1621: LBP 1622: LBR
Targets:	GRSB: GRCF, LBP, LBR:	B1 Reduced B1 Full size
Sights:	Any	
Positions:	Standing Unsupported, Kneeling, Sitting	
Ready Position:	GRSB, GRCF: Parallel LBP: Holstered Loaded LBR: Holstered	
Course of Fire:	This event takes approximately 45 minutes to complete It requires 102 rounds The maximum possible score is 1020	
Practice 1:		
Stage 1:	10 metres, 12 shots, including reloading, standing unsupported	
Stage 2:	15 metres, 12 shots, including reloading, standing unsupported	
	GRSB, LBP, LBR: 20 seconds (LBR: double action only) GRCF: 30 seconds	
Practice 2:	25 metres, 18 shots in 90 seconds including reloading 6 shots kneeling* 6 shots left shoulder / hand standing unsupported 6 shots right shoulder / hand standing unsupported (LBR: double action only)	
Practice 3:		
Stage 1:	25 metres, 12 shots in 35 seconds including reloading, standing unsupported	
Stage 2:	25 metres, 12 shots in 35 seconds including reloading, standing unsupported	
	LBR: (double action only)	

Practice 4: 25 metres, 24 shots in 165 seconds including reloading

GRSB, GRCF: 6 shots kneeling*
6 shots sitting
6 shots left shoulder standing unsupported
6 shots right shoulder standing unsupported

LBP, LBR: 6 shots sitting*
6 shots kneeling
6 shots left hand standing
6 shots right hand standing

(**LBR:** single or double action)

Practice 5:

Stage 1: 25 metres, 6 shots in 12 seconds, standing unsupported

Stage 2: 25 metres, 6 shots in 12 seconds, standing unsupported

LBR: (double action only)

* The competitor must only make ready once they are in the kneeling/ sitting position

Range Commands: **Practice 1, 3, 5:** “WITH SIX ROUNDS, RIFLES LOAD AND MAKE READY, HANDGUNS LOAD AND HOLSTER”

Practices 2, 4: “WITH SIX ROUNDS, RIFLES LOAD BUT DO **NOT** MAKE READY, HANDGUNS LOAD AND HOLSTER”

Scoring: The target will be scored at the end of each Practice

Ties: Tie breaking rules shall be applied in the order listed below:

- a. By the greatest number of Xs overall
- b. By the score in each Practice in reverse order (i.e. 5, 4, 3, 2, 1)
- c. By the X count in each Practice in reverse order

Procedural Penalties: In addition to the usual procedural penalties, the following apply:

- a. Moving between shooting positions during a practice without following the correct rules for this (B6.2)

Classifications: The classification scores bands are as follows:

	GRSB		GRCF		LBP		LBR
X	1016 – 1020	X	1019 – 1020	X	1012 – 1020	X	1000 – 1020
A	1000 – 1015	A	1013 – 1018	A	998 – 1011	A	970 – 999
B	Up to 999	B	Up to 1012	B	Up to 977	B	Up to 969

Bianchi (1701-25)

Event Numbers:	1701: GRSB 1702: GRCF 1703: GRCF Open 1704: GRCF Classic	1721: LBP - Any sights 1722: LBR - Any sights 1724: LBP - Iron sights 1725: LBR - Iron sights
Targets:	GRSB: GRCF, LBP, LBR:	D3, 4 inch plates D1, 8 inch plates
Sights:	Any (see above). Any number of sighting systems may be used on the same gun provided they remain fixed in place throughout all four matches of the event	
Positions:	Standing Unsupported, Standing Using Barricade, Kneeling and Sitting. Prone in the Practical and Falling Plate matches (where range regulations allow); the butt of the revolver or pistol may touch the ground	
Ready Position:	GRSB, GRCF: Parallel LBP: Holstered Ready. Both hands at the same height as the head or, for the Barricade Match, with both palms flat against the barricade LBR: Holstered. Both hands at the same height as the head or, for the Barricade Match, with both palms flat against the barricade	
Course of Fire:	This event takes approximately 90 minutes to complete It requires 192 rounds The maximum possible score is 1920 Different conditions apply to each of the four types of firearm; these are shown under each match and referenced to each type. The standard event for all championship meetings, which qualifies for classifications and record scores, consists of the Practical Match , the Falling Plate Match , the Barricade Match and the Moving Target Match These can be shot in any order When one of the standard matches cannot be shot due to range limitations, the alternative matches (Los Alamitos and Rapid Fire) may be shot instead In this case the event does not count towards classifications (even if it is shot in classes) or record scores	



HIGH-QUALITY HEARING PROTECTION

SWATCOM's range of premium hearing protection continues to grow

■ OVER-EAR PASSIVE AND ACTIVE ■ IN-EAR PASSIVE AND ACTIVE



SC10-H

Attenuation: SNR 31 dB



SC11-H

Attenuation: SNR 34 dB



SC12-G

Attenuation: SNR 29 dB



SC21-CF



www.swatcom.com

+44 (0)1243 375708

info@swatcom.com

Practical Match (inc. 25m modified): This match is fired standing unsupported, kneeling, sitting or prone

Stage 1:	10 metres	3 seconds	1 shot on each target
		4 seconds	2 shots on each target
		8 seconds	3 shots on each target
		LBP, LBR: Weak hand freestyle	
		GRSB, GRCF: Weak shoulder	
Stage 2:	15 metres	4 seconds	1 shot on each target
		5 seconds	2 shots on each target
		6 seconds	3 shots on each target
Stage 3:	25 (20) metres	5 (4) seconds	1 shot on each target
		6 (5) seconds	2 shots on each target
		7 (6) seconds	3 shots on each target
Stage 4:	35 (25) metres	6 (5) seconds	1 shot on each target
		8 (6) seconds	2 shots on each target
		10 (7) seconds	3 shots on each target

Falling Plate Match: This match is fired standing unsupported, kneeling, sitting or prone. Only plates that fall within the time limit will count for score

Stage 1:	10 metres	6 seconds	1 shot on each plate
		6 seconds	1 shot on each plate
Stage 2:	15 metres	7 seconds	1 shot on each plate
		7 seconds	1 shot on each plate
Stage 3:	20 metres	8 seconds	1 shot on each plate
		8 seconds	1 shot on each plate
Stage 4:	25 metres	9 seconds	1 shot on each plate
		9 seconds	1 shot on each plate

Barricade Match:	This match is fired standing, supported by the barricade. The gun may touch the barricade. See B6.7 & B6.8		
Stage 1:	10 metres	6 seconds 6 seconds	6 shots on a target from one side 6 shots on the other target from the other side
Stage 2:	15 metres	7 seconds 7 seconds	6 shots on a target from one side 6 shots on the other target from the other side
Stage 3:	25 metres	8 seconds 8 seconds	6 shots on a target from one side 6 shots on the other target from the other side
Stage 4:	35 metres	9 seconds 9 seconds	6 shots on a target from one side 6 shots on the other target from the other side

Moving Target Match: This match is fired standing unsupported

Stage 1:	10 metres	6 seconds 6 seconds	6 shots, target R > L 6 shots, target L > R
Stage 2:	15 metres	6 seconds 6 seconds	6 shots, target R > L 6 shots, target L > R
Stage 3:	20 metres	6 seconds 6 seconds 6 seconds 6 seconds	3 shots, target R > L 3 shots, target L > R 3 shots, target R > L 3 shots, target L > R
Stage 4:	25 metres	6 seconds 6 seconds 6 seconds 6 seconds	3 shots, target R > L 3 shots, target L > R 3 shots, target R > L 3 shots, target L > R

The Unsupported Standard Match:

This match is fired standing unsupported, kneeling, sitting or prone

Stage 1:	10 metres	6 seconds	2 shots on each target, strong hand or strong shoulder
		6 seconds	2 shots on each target, weak hand or weak shoulder
Stage 2:	15 metres	7 seconds	2 shots on each target, strong hand, strong hand or strong shoulder
		7 seconds	2 shots on each target, weak hand freestyle or weak shoulder
Stage 3:	20 metres	8 seconds	2 shots on each target, strong hand or strong shoulder
		8 seconds	2 shots on each target, weak hand or weak shoulder
Stage 4:	25 metres	9 seconds	2 shots on each target, strong hand or strong shoulder
		9 seconds	2 shots on each target, weak hand or weak shoulder

Alternative Moving Target Match – Los Alamitos Match (modified):

Stages 1-5 of this match are shot standing unsupported. Stage 6 is shot standing behind the barricade taking full account of shooting area boundaries (see B6.7, B6.8). Start for LBP, LBR: from the holster, with hands above shoulders

Stage 1:	10 metres	2.5 seconds	2 shots on centre target
		2.5 seconds	2 shots on right target
		2.5 seconds	2 shots on left target
3 exposures of 2.5 secs, 10 secs away time			
LBP: re-holster between exposures, safety re-applied			
LBR: re-holster between exposures			

Stage 2:	10 metres	6 seconds	2 shots on each target
LBP, LBR: Strong hand only (i.e. NOT supported by weak hand)			
GRCF, GRSB: Strong shoulder			

Stage 3:	10 metres	10 seconds	2 shots on each target
	LBP, LBR: Strong hand only (i.e. NOT supported by weak hand)		
	GRCF, GRSB: Strong shoulder		
Stage 4:	10 metres	18 seconds	2 shots on each target freestyle
	GRSB, LBP, LBR: Reload		
	GRCF: Reload with a minimum of 2 rounds		
			2 further shots on each target
	GRSB, GRCF: Weak shoulder		
	LBP, LBR: Weak hand (i.e. can be supported by strong hand)		
Stage 5:	15 metres	8 seconds	2 shots on each target
Stage 6:	25 metres	10 seconds	2 shots on each target, right side of barricade
			Reload
		10 seconds	2 shots on each target, left side of barricade, <i>shot from behind the barricade, conditions as per barricade match</i>

Alternative of Falling Plates Match – Rapid Fire Match (modified):

This match is shot standing unsupported

Stage 1:	25 metres	10 seconds	1 shot on each target 1, 3, 5
		10 seconds	1 shot on each target
		10 seconds	1 shot on each target
Stage 2:	25 metres	8 seconds	1 shot on each target
		8 seconds	1 shot on each target
Stage 3:	25 metres	5 seconds	1 shot on each target
		5 seconds	1 shot on each target

- Range Commands:** The general rules apply with the addition of the following initial command. Having made sure that the range is clear, the CRO commands 'LOAD AND MAKE READY'
- Ties:** Tie breaking rules shall be applied in the order listed below:
- a. By the greatest number of Xs in the event
 - b. By the highest score in the Moving Target Match
 - c. By the highest score in the Falling Plate Match
 - d. By the highest score in the Barricade Match
 - e. By the highest score in the Practical Match
- Target Positions:**
- Practical Match:** Two targets, 4½ feet from centre to centre and about 6 feet to the top of the targets
- Falling Plate Match:** Six 8 inch (GRCF, LBP, LBR) or six 4 inch (GRSB) plates placed at 20 inch centres and about 4 feet from the ground to the bottom edge
- Barricade Match:** Two targets, 7½ feet from centre to centre and about 6 feet to the top of the targets
- Moving Target Match:** One target, about 6 feet to the top of the target
- Unsupported Standard Match:** Three targets, 2.5 feet from centre to centre and about 6 feet to the top of the targets
- Los Alamitos Match:** Three targets, 2½ feet from centre to centre and about 6 feet to the top of the targets
- Rapid Fire Match:** Five targets, 3 feet from centre to centre and about 6 feet to the top of the targets
- Range Equipment:**
- Barricade:** 6 feet high, 2 feet wide, with an up to infinite foot long firing area behind the barricade for the shooter
- Moving Target:** The target will move from concealment behind a cover, travel 60 feet in 6 seconds and disappear behind another cover
- Firing area:** For the Moving Target Match there will be a clearly marked 3 foot square firing area at each distance at the centre of the 60 foot run of the target

- Procedural Penalties:** In addition to the usual procedural penalties, the following apply in this event:
- a. Lowering the hands from the start position before the start signal
 - b. Removing the hands from the barricade before the start signal
 - c. Firing a shot while a part of the foot is outside the designated firing area
 - d. Firing a shot in the Moving Target Match which penetrates the cover on either side

Classifications: The classification scores bands are as follows:

	GRSB		GRCF		LBP		LBR
X	1836 – 1920	X	1890 – 1920	X	1895 – 1920	X	1825 – 1920
A	1701 – 1835	A	1801 – 1889	A	1750 – 1894	A	1750 – 1824
B	Up to 1700	B	Up to 1800	B	Up to 1749	B	Up to 1749

 **Phoenix Meeting Trophies**

1721 Walter Winans Memorial Trophy

 **Nationals Trophies**

1701 NRA Tankard

1702 Edgar Brothers Bianchi Cup

1722 Silver Cup

WA48 (1821-22)

Event Numbers:	1821: LBP	1822: LBR
Targets:	B1	
Sights:	Any	
Positions:	Standing Unsupported, Standing Using Barricade, Kneeling Using Barricade, Sitting	
Ready Position:	LBP: Holstered Loaded LBR: Holstered	
Course of Fire:	This event takes approximately 20 minutes to complete It requires 48 rounds The maximum possible score is 480 LBRs must be fired double action throughout	
Practice 1:	7 metres, 6 shots in 8 seconds, standing unsupported, strong hand only. (Note: LBPs will be racked using the weak hand before engaging the target; the weak hand may also be used to clear jams)	
Practice 2:	10 metres, 12 shots in 20 seconds, including reloading, standing unsupported	
Practice 3:	15 metres, 12 shots in 20 seconds, including reloading, standing unsupported	
Practice 4:	25 metres, 18 shots in 90 seconds 6 shots, kneeling* using barricade 6 shots left hand, standing using barricade 6 shots right hand, standing using barricade	
	* The competitor must only make ready once they are in the kneeling position. While firing in the kneeling position, the competitor's feet and knees must comply with the foot fault line extending to the rear of the barricade	
Range Commands:	The general rules apply with the addition of the following initial command. Having made sure that the range is clear, the CRO commands 'WITH SIX ROUNDS LOAD AND HOLSTER'	
Scoring:	The target will be scored at the end of Practice 2 and 4 only	
Ties:	Tie breaking rules shall be applied in the order listed below: a. By the greatest number of Xs overall b. By the score in Practice 3 & 4 c. By the X count in Practice 3 & 4	

Range Equipment: A barricade will be provided for each competitor for the standing supported position at 25 metres. It should be a wooden post, square or rectangular in section, fixed on the firing line and sufficiently strong to remain immobile. It should, ideally, be at least 100mm square and two metres in height

Procedural Penalties: In addition to the usual procedural penalties, the following apply in this event:

- a. Firing any shot which is not strong-hand-only in Practice 1
- b. Moving between shooting positions during a practice without following the correct rules for this (B6.2)
- c. Allowing part of an LBR or LBP to make contact with the barricade when firing
- d. Touching any part of the barrel of an LPB and LBR with either the firing hand or supporting hand when using the barricade


Advancing Target (1901-25)

Event Numbers:	1901: GRSB 1902: GRCF 1903: GRCF Open 1904: GRCF Classic	1921: LBP - Any sights 1922: LBR - Any sights 1924: LBP - Iron sights 1925: LBR - Iron sights
Targets:	GRSB: GRCF, LBP, LBR:	DP1 (half size) DP1
Sights:	Any (see above)	
Position:	Standing Unsupported	
Ready Position:	45 degrees	
Course of Fire:	This event takes approximately 30 minutes to complete It consists of 6 identical Practices GRSB: It requires 60 rounds GRSB: The maximum possible score is 300 GRCF, LBP, LBR: It requires 36 rounds GRCF, LBP, LBR: The maximum possible score is 180	
Practice 1 - 6:	Target will advance from 25 to 10 metres in about 10 seconds, then turn away GRSB: 10 rounds to be fired while the target is facing GRCF, LBP, LBR: 6 rounds to be fired while the target is facing	
Range Commands:	The general rules apply with the addition of the following initial command. Having made sure that the range is clear, the CRO commands 'LOAD AND MAKE READY'	
Range Equipment:	A target carrier capable of advancing from 25m to the firing line at an even pace. The target will start faced and will advance from 25m to 10m in 10 seconds. The target will edge at the 10m point	
Ties:	Tie breaking rules shall be applied in the order listed below: a. By the greatest number of Xs in the event b. By the scores for each practice, commencing with the final practice and working backwards c. By the X count for each practice, commencing with the final practice and working backwards	
Classifications:	The classification scores bands are as follows:	

	GRSB	GRCF	LBP	LBR
X	289 – 300	X 180	X 177 – 180	X 174 – 180
A	282 – 288	A 178 – 179	A 169 – 176	A 163 – 173
B	269 – 281	B 175 – 177	B Up to 168	B Up to 162
C	250 – 268	C 169 – 174		
D	Up to 249	D Up to 168		

Phoenix Meeting Trophies

- 1901** Phoenix Meeting Cup
- 1902** Oval Chrome Salver



SCATT MX-02 Wireless and USB

electronic training and analysis system

Are you a serious shooter?

SCATT will enable you to train seven days a week!

as used by:

many of the world's current National Squads
Full and Smallbore



Gold Medal winners in both the
Olympics and Paralympics



European Air Rifle Championship winners



World Cup winners

For further details contact

DIVERSE TRADING COMPANY LTD

Tel: 01962 772176 or 01962 773560

Advancing Target Muzzle Loading Revolver (1942)

Event Numbers:	1942: MLR (any 5 shot or more MLR, any propellant)
Targets:	DP1
Sights:	Any
Position:	Standing Unsupported
Ready Position:	45 degrees, revolver loaded and capped
Course of Fire:	This event takes approximately 30 minutes to complete It consists of 3 identical Practices It requires 15 rounds The maximum possible score is 75
Practice 1 - 3:	Target will advance from 25 to 10 metres in about 10 seconds, then turn away 5 rounds to be fired while the target is facing
Range Commands:	The general rules apply with the addition of the following initial command. Having made sure that the range is clear, the CRO commands 'LOAD AND MAKE READY'
Range Equipment:	A target carrier capable of advancing from 25 metres to the firing line at an even pace. The target will start faced and will advance from 25 metres to 10 metres in 10 seconds. The target will edge at the 10 metre point
Ties:	Tie breaking rules shall be applied in the order listed below: <ol style="list-style-type: none">By the greatest number of Xs in the eventBy the scores for each practice, commencing with the final practice and working backwardsBy the X count for each practice, commencing with the final practice and working backwards

Phoenix Meeting Trophies

1942 SM Shaw Trophy Tray

Advancing Target Benched (2001-04)

Event Numbers:	2001: GRSB 2002: GRCF	2003: GRCF Open 2004: GRCF Classic
Targets:	GRSB: GRCF:	DP1 (half size) DP1
Sights:	Any (see above)	
Position:	Benched (<i>see B6.9</i>)	
Ready Position:	Benched (<i>see B6.1.1d</i>)	
Course of Fire:	This event takes approximately 30 minutes to complete It consists of 6 identical Practices GRSB: It requires 60 rounds GRSB: The maximum possible score is 300 GRCF: It requires 36 rounds GRCF: The maximum possible score is 180	
Practice 1 - 6:	Target will advance from 25 to 10 metres in about 10 seconds, then turn away GRSB: 10 rounds to be fired while the target is facing GRCF: 6 rounds to be fired while the target is facing	
Range Commands:	The general rules apply with the addition of the following initial command. Having made sure that the range is clear, the CRO commands 'LOAD AND MAKE READY'	
Range Equipment:	A target carrier capable of advancing from 25m to the firing line at an even pace. The target will start faced and will advance from 25m to 10m in 10 seconds. The target will edge at the 10m point	
Ties:	Tie breaking rules shall be applied in the order listed below: a. By the greatest number of Xs in the event b. By the scores for each practice, commencing with the final practice and working backwards c. By the X count for each practice, commencing with the final practice and working backwards	

Speed Steels Challenge (2101-22)

Event Numbers:	2101: GRSB 2102: GRCF 2103: GRCF Open	2104: GRCF Classic 2121: LBP 2122: LBR
Targets:	Four round steel plates up to 18 inch diameter and one rectangular steel plate up to 18 x 24 inch per stage	
Sights:	Any	
Position:	Standing Unsupported	
Ready Position:	GRSB, GRCF: Parallel or 45 degrees LBP, LBR: 45 degrees	
Course of Fire:	This event takes approximately 30 minutes to complete It consists of 5 Practices, each with a unique layout It requires a minimum of 75 rounds No jacketed bullets of any type are allowed	
Practice 1 - 5:	3 runs on each stage with the fastest 2 runs from each stage to count, maximum of 30 seconds recordable for any one run. Distance to plates 15-30m On the audible start, the competitor will engage the 4 round steels with a minimum of 1 round on each in any order and then the rectangular stop-plate, which must be engaged last	
Range Commands:	The general rules apply. However, each stage of this event operates independently with one shooter and one RO. Having made sure that the range is clear, the CRO gives the ROs permission to proceed and each RO will then issue the command 'LOAD AND MAKE READY' to the shooter on their stage. Note that the competitor may load with any number of rounds	
Procedural Penalties:	If the rectangular stop-plate is hit before all 4 of the round steels have been hit, the time for that run is recorded as 30 seconds	
Ties:	Tie breaking rules shall be applied according to the fastest run on any stage	
Note:	A competitor may shoot this event as many times as they wish; the highest achieved score during the meeting will count	

Phoenix Meeting Trophies

2101 Man v Man Revolver Cup
2102 Marlin Trophy

Nationals Trophies

2101 NATS Speed Steels Shield

Speed Steels Challenge Benched (2201-04)

Event Numbers:	2201: GRSB 2202: GRCF	2203: GRCF Open 2204: GRCF Classic
Targets:	Four round steel plates up to 18 inch diameter and one rectangular steel plate up to 18 x 24 inch per stage	
Sights:	Any	
Position:	Benched (<i>see B6.9</i>)	
Ready Position:	Benched (<i>see B6.1.1d</i>)	
Course of Fire:	This event takes approximately 30 minutes to complete It consists of 5 Practices, each with a unique layout It requires a minimum of 75 rounds No jacketed bullets of any type are allowed	
Practice 1 - 5:	3 runs on each stage with the fastest 2 runs from each stage to count, maximum of 30 seconds recordable for any one run. Distance to plates 15-30m On the audible start, the competitor will engage the 4 round steels with a minimum of 1 round on each in any order and then the rectangular stop-plate, which must be engaged last	
Range Commands:	The general rules apply. However, each stage of this event operates independently with one shooter and one RO. Having made sure that the range is clear, the CRO gives the ROs permission to proceed and each RO will then issue the command 'LOAD AND MAKE READY' to the shooter on their stage. Note that the competitor may load with any number of rounds	
Procedural Penalties:	If the rectangular stop-plate is hit before all 4 of the round steels have been hit, the time for that run is recorded as 30 seconds	
Ties:	Tie breaking rules shall be applied according to the fastest run on any stage	
Note:	A competitor may shoot this event as many times as they wish; the highest achieved score during the meeting will count	

25m Timed (2301)

Event Numbers:	2301: GRSB
Targets:	2x PL14, one above each other
Sights:	Any (Spotting scopes may be used)
Position:	Standing Unsupported
Ready Position:	45 degrees
Course of Fire:	This event takes approximately 30 minutes to complete It requires 35 rounds The maximum possible score is 300
Sighters:	5 shots in 150 seconds, top target
Practice 1:	25 metres, two series of 5 shots in 150 seconds, bottom target
Practice 2:	25 metres, two series of 5 shots in 20 seconds, top target
Practice 3:	25 metres, two series of 5 shots in 10 seconds, bottom target
Range Commands:	The general rules apply with the addition of the following initial command. Having made sure that the range is clear, the CRO commands 'WITH FIVE ROUNDS, LOAD AND MAKE READY'
Scoring:	Targets are scored and refaced at the end of Practice 1 and Practice 3
Malfunctions Allowed:	There are no malfunction allowances in this event
Ties:	Tie breaking rules shall be applied in the order listed below: a. By the greatest number of Xs in the event b. By the scores in each practice in the order 3, 2, 1 c. By the X count in each practice in the order 3, 2, 1

Phoenix Meeting Trophies

2301 Silver Cup

25m Timed Muzzle Loading Revolver (2342)

Event Numbers:	2342: MLR (any 5 shot or more MLR, any propellant)
Targets:	PL7
Sights:	Any iron
Position:	Standing Unsupported
Ready Position:	45 degrees, revolver loaded and capped
Course of Fire:	This event takes approximately 45 minutes to complete It requires 15 rounds The maximum possible score is 150
Sighters:	5 shots in 180 seconds
Practice 1:	25 metres, 5 shots in 180 seconds
Practice 2:	25 metres, 5 shots in 180 seconds
Practice 3:	25 metres, 5 shots in 20 seconds
Range Commands:	The general rules apply with the addition of the following initial command. Having made sure that the range is clear, the CRO commands 'WITH FIVE ROUNDS LOAD AND MAKE READY'
Scoring:	Targets are scored at the end of each practice (i.e. there will be 5 shots on each target)
Malfunctions Allowed:	There are no malfunction allowances in this event
Ties:	Tie breaking rules shall be applied in the order listed below: a. By the greatest number of Xs in the event b. By the scores in each practice in the order 3, 2, 1 c. By the X count in each practice in the order 3, 2, 1

Sport Pistol (2521)

Event Numbers:	2521: LBP (multi-shot)	
Targets:	Precision:	PL7
	Rapid:	PL17
Sights:	Any colour iron (Spotting scopes may be used)	
Position:	Standing Unsupported, strong hand only	
Ready Position:	45 degrees	
Course of Fire:	This event takes approximately 120 minutes to complete It requires 70 rounds The maximum possible score is 600	
Sighters:	Precision:	5 shots in 6 minutes
	Rapid:	5 shots, one shot fired at each appearance
Practice 1-3 (Precision):	25 metres, two series of 5 shots in 6 minutes	
Practice 4-6 (Rapid):	25 metres, two series of 5 shots	
	During each series the target appears 5 times, each time for 3 seconds with an away time of 7 seconds between each appearance; 1 shot only to be fired at each exposure	
Range Commands:	The general rules apply with the addition of the following initial command. Having made sure that the range is clear, the CRO commands 'WITH FIVE ROUNDS, LOAD AND MAKE READY'	
Scoring:	Targets are scored at the end of each practice (i.e. there will be 10 shots on each target)	
Malfunctions Allowed:	There are no malfunction allowances in this event	
Ties:	Tie breaking rules shall be applied in the order listed below:	
	a. By the greatest number of Xs in the event	
	b. By the scores in each practice in the order 6, 5, 4, 3, 2, 1	
	c. By the X count in each practice in the order 6, 5, 4, 3, 2, 1	

NRA Rapid Fire Pistol (2621-22)

Event Numbers:	2621: LBP	2622: LBR
Targets:	5x PL17	
Sights:	Any (Spotting scopes may be used)	
Position:	Standing Unsupported, strong hand only	
Ready Position:	45 degrees Competitors must return to the ready position between each series of 5 shots	
Course of Fire:	This event takes approximately 20 minutes to complete It requires 35 rounds The maximum possible score is 300	
Sighters:	5 shots in 10 seconds, one shot per target	
Practice 1:	25 metres, two series of 5 shots in 10 seconds, 1 shot per target	
Practice 2:	25 metres, two series of 5 shots in 8 seconds, 1 shot per target	
Practice 3:	25 metres, two series of 5 shots in 6 seconds, 1 shot per target	
Range Commands:	The general rules apply with the addition of the following initial command. Having made sure that the range is clear, the CRO commands 'WITH FIVE ROUNDS, LOAD AND MAKE READY'	
Scoring:	Targets will be scored at the end of the match, inward gauging. If there are more than 6 shots on any target, only the highest 6 will count	
Ties:	Tie breaking rules shall be applied in the order listed below: a. By the greatest number of Xs in the event b. By the scores on each target in the order 5, 4, 3, 2, 1 c. By the X count on each target in the order 5, 4, 3, 2, 1	
Procedural Penalties:	In addition to the usual procedural penalties, the following apply in this event: a. Firing more than 5 shots in a string – one penalty per additional shot fired	

Standard Pistol (2721)

Event Numbers:	2721: LBP (multi-shot)
Targets:	PL7
Sights:	Any colour iron (Spotting scopes may be used)
Position:	Standing Unsupported, strong hand only
Ready Position:	45 degrees
Course of Fire:	This event takes approximately 90 minutes to complete It requires 60 rounds The maximum possible score is 600
Sighters:	5 shots in 150 seconds
Practice 1-2:	25 metres, two series of 5 shots in 150 seconds
Practice 3-4:	25 metres, two series of 5 shots in 20 seconds
Practice 5-6:	25 metres, two series of 5 shots in 10 seconds
Range Commands:	The general rules apply with the addition of the following initial command. Having made sure that the range is clear, the CRO commands 'WITH FIVE ROUNDS, LOAD AND MAKE READY'
Scoring:	Targets will be scored at the end of each practice (i.e. there will be 10 shots on each target)
Malfunction Allowed:	There are no malfunction allowances in this event
Ties:	Tie breaking rules shall be applied in the order listed below: a. By the greatest number of Xs in the event b. By the scores in each practice in the order 6, 5, 4, 3, 2, 1 c. By the X count in each practice in the order 6, 5, 4, 3, 2, 1

The Grand (2901, 2921)

Event Numbers:	2901: GRSB	2921: LBP
Targets:	GRSB: DP2 (half size), Melon, 5 of Diamonds LBP: DP2, Melon, 5 of Diamonds	
Sights:	Any	
Position:	GRSB: Standing Unsupported, Sitting, Kneeling LBP: Standing Unsupported, Standing using a Barricade, Sitting, Kneeling	
Ready Position:	Standing Unsupported: 45 degrees Standing using Barricade (LBP): In position but slightly angled down out of the aim, head away from the sights Kneeling / Sitting (GRSB): In position - rifle in the shoulder but slightly angled down out of the aim, head away from the sights Kneeling / Sitting (LBP): In position but slightly angled down out of the aim, head away from the sights	
Course of Fire:	This event takes approximately 60 minutes to complete It requires 100 rounds The maximum possible score is 1000	
Practice 1:		
Stage 1:	25 metres, 10 shots on DP2 target, standing unsupported The target will make 3 appearances of 4 seconds, with intervals of 5 seconds Any number of shots may be fired during each appearance The competitor must return to the ready position between appearances	
Stage 2:	25 metres, 10 shots on DP2 target, kneeling Start kneeling The target will make 3 appearances of 4 seconds with intervals of 5 seconds Any number of shots may be fired during each appearance The competitor must return to the ready position between appearances	
Practice 2:	25 metres, 10 shots on Melon target, sitting Start sitting The target will make 1 appearance of 8 seconds	

Practice 3:

Stage 1: 25 metres, 10 shots in 12 seconds on 5 of Diamonds target, standing unsupported
2 shots on each diamond

Stage 2: 25 metres, 10 shots in 12 seconds on 5 of Diamonds target, kneeling
Start Kneeling
2 shots on each diamond

Practice 4:

Stage 1: **GRSB:** 50 metres, 10 shots on DP2 target, standing unsupported
LBP: 50 meters, 10 shots on DP2 target, standing using barricade
The target will make 3 appearances of 6 seconds with intervals of 5 seconds
Any number of shots may be fired during each appearance
The competitor must return to the ready position between appearances

Stage 2: **GRSB:** 50 metres, 10 shots on DP2 target, kneeling
LBP: 50 meters, 10 shots on DP2 target, kneeling using barricade
Start kneeling
The target will make 3 appearances of 6 seconds with intervals of 5 seconds
Any number of shots may be fired during each appearance
The competitor must return to the ready position between appearances

Practice 5:

50 metres, 10 shots on Melon target, sitting
Start sitting
The target will make 1 appearance of 9 seconds

Practice 6:

Stage 1: **GRSB:** 50 metres, 10 shots in 15 seconds on 5 of Diamonds target, standing unsupported
LBP: 50 meters, 10 shots 15 seconds on 5 of Diamonds target, standing using barricade
2 shots on each diamond

Stage 2: **GRSB:** 50 metres, 10 shots in 15 seconds on 5 of Diamonds target, kneeling
LBP: 50 metres, 10 shots in 15 seconds on 5 of Diamonds target, kneeling using barricade
Start kneeling
2 shots on each diamond

Range Commands: The CRO will direct the shooters to adopt the relevant position for the Practice/Stage. Once all shooters are in position, the CRO will give the command 'WITH TEN ROUNDS, LOAD AND MAKE READY'

Scoring: Scoring will take place at the end of each Practice
In addition to the general rules, in Practices 3 and 6 each shot not on a diamond (i.e. fully in the white or missing altogether) and each shot in excess of 4 on any diamond incurs a 10 point penalty rather than scoring zero

When scoring the Melon target, the circle can be ignored; the scoring area include the whole of the elliptical zones

Ties: Tie breaking rules shall be applied in the order listed below:

- a. By the greatest number of Xs in the event
- b. By the scores in Practice in the order 6, 5, 4, 3, 2, 1
- c. By the X count in Practice 4, then in Practice 1

Phoenix Meeting Trophies

2901 John Rolfe Phoenix Picture

NRA Embassy Cup (3335-36)

Event Numbers:	3335: SGM	3336: SGSA
Targets:	2x IPSC Full size	
Sights:	Any	
Ammunition:	Solid Slug	
Position:	Standing Unsupported, Kneeling, Sitting, Prone	
Ready Position:	Parallel	
Course of Fire:	This event takes approximately 30 minutes to complete It requires 24 rounds The maximum possible score is 120	
Practice 1:	25 metres, 8 rounds in 20 seconds Start with a minimum of 4 rounds loaded 2 rounds fired at each target, standing unsupported Reload with a minimum of 4 rounds 2 rounds fired at each target, prone	
Practice 2:	20 metres, 8 rounds in 20 seconds Start with a minimum of 4 rounds loaded 2 rounds fired at each target, standing unsupported Reload with a minimum of 4 rounds 2 rounds fired at each target, sitting	
Practice 3:	15 metres, 8 rounds in 20 seconds Start with a minimum of 4 rounds loaded 2 rounds fired at each target, standing unsupported Reload with a minimum of 4 rounds 2 rounds fired at each target, kneeling	
Range Commands:	The general rules apply with the addition of the following initial command. Having made sure that the range is clear, the C.R.O. commands 'WITH AT LEAST 4 ROUNDS LOAD AND MAKE READY', the competitor can then load 4 or more rounds.	
Loading:	Initial Loading can be from any source of ammunition	

- Ties:** Tie breaking rules shall be applied in the order listed below:
- a. By the greatest number of As in the event
 - b. By the scores at each distance, commencing with the longest distance
 - c. By the A count at each distance, commencing with the longest distance

- Procedural penalties:** In addition to the usual procedural penalties, the following apply in this event:
- a. Firing too many shots during an exposure.
 - b. Any shots on the wrong target
 - c. Not reloading with four or more rounds
 - d. Changing position before reloading

Service Match (3430)

Event Numbers:	3430: SGSV	3434: SG
Targets:	2x DP1	
Ammunition:	Solid Slug only	
Sights:	As per class	
Positions:	Standing unsupported and kneeling	
Ready Position:	45 Degrees	
Course of Fire:	This event takes approximately 45 minutes to complete It requires 24 rounds The maximum possible score is 120	
Practice 1:	25 metres – 8 shots The target will make 4 double exposures of 3 seconds face, 6 seconds away, 3 seconds face. The first shot in each double exposure must be fired from the standing position and the second shot from the kneeling position. After each double exposure the competitor is to revert to the standing ready position. All shots are to be fired on the left hand target. The interval between pairs of exposures is 6 seconds.	
Practice 2:	50 metres – 8 shots The target will make 4 exposures of 5 seconds with a 4 second away time. 2 shots are to be fired on the right hand target from the standing position. Competitors must return to the standing ready position between exposures.	
Practice 3:	50 metres - 8 shots The target will make 2 appearances of 8 seconds with an away time of 5 seconds. 4 shots to be fired on the left hand target from a standing position on the first exposure, 4 shots to be fired on the right hand target from a kneeling position on the second exposure. Competitors may adopt the kneeling position after the first exposure but must remain in the ready position until the target is exposed.	
Range Commands:	The general rules apply with the addition of the following initial command. Having made sure that the range is clear, the CRO commands 'WITH EIGHT ROUNDS LOAD AND MAKE READY'	

- Ties:** Tie breaking rules shall be applied in the order listed below:
- a.** By the greatest number of Xs in the event
 - b.** By the scores at each distance, commencing with the longest distance
 - c.** By the X count at each distance, commencing with the longest distance
 - d.** In the event of a maximum score and equal X counts at all distances, by outward gauging

- Procedural penalties:** In addition to the usual procedural penalties, the following apply in this event:
- a.** Firing too many shots during an exposure
 - b.** Any shots on the wrong target

Practical Matches (35--)

Events and competitions under event 35 are restricted practices and will only be permitted at the National Shooting Centre Bisley at the discretion of the Chief Executive once all approval procedures have been completed

Event 35 conditions are subject to internal review and will only be made available on the day of the event. Full stage briefing(s) to be provided by the Match MD or RCO.

Man v Man (3801, 3821-22)

Event Numbers:	3801: GRSB 3821: LBP	3822: LBR
Targets:	Up to 5 targets and one stop target, which fall when hit	
Sights:	Any	
Ammunition:	Centrefire: (lead only, no jacketed bullets allowed) Bullet weight over 200 grains: maximum velocity 1000 ft/sec Bullet weight 200 grains or less: maximum velocity 1200 ft/sec Smallbore: maximum velocity 1300 feet per second	
Holster:	No tie down devices allowed	
Position:	Standing Unsupported	
Ready Position:	As dictated by match conditions	
Generic Course of Fire:	<p>This event is shot on a knockout basis, competitors shoot each round in pairs</p> <p>It takes up to two hours to complete a complete 16 man J ladder</p> <p>It is shot at distances from 10 to 20 metres</p> <p>At the start signal, the competitor moves forward to the firing point and places the can on the post. If the can is dropped it may not be retrieved and the run is lost</p> <p>Draw the gun and engage the first three targets in the order specified until all fall</p> <p>After a compulsory reload, engage the stop plate until it falls. A reload must be made before engaging the stop plate even if a reload has already been made in the Course of Fire</p> <p>The stop plates overlap – the winner is the competitor whose stop plate is underneath the opponent's stop plate. Competitors are expected to complete the Course of Fire</p> <p>The competitors change sides after each run</p> <p>The best of three runs wins the round</p> <p>There is no allowance for malfunctions</p> <p>No competitor will be eliminated until two rounds are lost</p> <p>Competitors are required to remain to the end of the event and assist with resetting plates</p>	
Range Commands:	The general rules apply with the addition of the following initial command. Having made sure that the range is clear, the CRO commands 'LOAD AND MAKE READY'	

- Loading:** All ammunition must be carried on the competitor's person and not in the hand. Any dropped magazines or speedloaders may not be retrieved
A reload requires:
- GRSB/LBP:** A magazine to be removed entirely from the firearm and a fresh magazine fully inserted and locked. Magazines that are clipped together, e.g. back to back or side by side, may not be reinserted – a fresh magazine must be taken from the competitor's person
- LBR:** Fired cases and unfired rounds to be removed from the gun and at least one round loaded, taken from the competitor's person
- Range Equipment:** As dictated by match conditions
- Procedural Penalties:** There is no numerical score in this event, so Procedural Penalties are not handled in the usual way. Instead, a competitor automatically loses any run in which they receive a Procedural Penalty. In addition to the standard reasons for such a penalty, the following may apply in this event:
- a. Incorrect start position
 - b. Failing to place the can on the post before drawing the gun
 - c. Engaging the plates in the wrong order
 - d. Engaging the stop target before all the other targets have fallen or before reloading
 - e. Retrieving a dropped magazine, speedloader or can from anywhere
 - f. Engaging any target belonging to the other competitor

Metallic Silhouettes (3901)

Event Numbers:	3901: GRSB
Targets:	2 sets of 5 miniature animal shaped steel targets at each of the following distances: 40 yards Chickens 60 yards Pigs 77 yards Turkeys 100 yards Rams
Sights:	Any
Position:	Standing Unsupported
Ready Position:	Parallel
Course of Fire:	<p>This event takes approximately 60 minutes to complete It requires 40 rounds (plus sighters if allowed) The maximum possible score is 40</p> <p>The 5 targets in each set must be engaged from left to right in order, within 2½ minutes, 1 shot allowed at each target Targets must fall to score Targets which fall out of the correct order do not score This is repeated to make a total of 10 shots at each distance and repeated for each distance Reloading between each 5 shot series must be completed within 30 seconds</p>
Range Commands:	The general rules apply with the addition of the following initial command. Having made sure that the range is clear, the CRO commands 'WITH FIVE ROUNDS LOAD AND MAKE READY'
Equipment:	A competitor may wear any shooting vest which complies with IMSSU rules

25m Classic Muzzle Loading (4143-46)

Event Numbers:	4143: MLR (BP only)	4145: MLP (Smoothbore)
	4144: MLP (Percussion)	4146: MLP (Rifled)
Targets:	PL7	
Sights:	Iron	
Position:	Standing Unsupported, one hand only	
Ready Position:	Unloaded	
Course of Fire:	This event takes approximately 30 minutes to complete It requires 13 rounds The maximum possible score is 100	
Practice 1:	25 metres, 13 shots in 30 minutes	
Scoring:	Best 10 shots to count. Gauging will be by MLAGB rules, i.e. shot has to be at least half across scoring ring to achieve higher value	
Ties:	The X ring will be scored as well in order to resolve tie-breaks	

Phoenix Meeting Trophies

4143 Jim Hallam Trophy

Granet (4301-22)

Event Numbers:	4301: GRSB 4302: GRCF 4303: GRCF Open	4304: GRCF Classic 4321: LBP 4322: LBR
Targets:	PL17	
Sights:	Any (Spotting scopes may be used)	
Position:	Standing Unsupported	
Ready Position:	45 degrees	
Course of Fire:	This event takes approximately 45 minutes to complete It requires 30 rounds The maximum possible score is 300	
Sighters:	5 exposures of 3 seconds with away time of 7 seconds. 1 shot to be fired at each exposure	
Practice 1-3:	25 metres, two series of 5 shots 5 exposures of 3 seconds with away time of 7 seconds. 1 shot to be fired at each exposure	
Range Commands:	The general rules apply with the addition of the following initial command. Having made sure that the range is clear, the CRO commands 'WITH FIVE ROUNDS, LOAD AND MAKE READY'	
Scoring:	Targets will be scored at the end of each practice (i.e. there will be 10 shots on each target)	
Malfunction Allowed:	There are no malfunction allowances in this event	
Ties:	Tie breaking rules shall be applied in the order listed below: a. By the greatest number of Xs in the event b. By the scores in each practice in the order 3, 2, 1 c. By the X count in each practice in the order 3, 2, 1	

Granet Muzzle Loading (4342)

Event Numbers:	4342: MLR
Targets:	PL17
Sights:	Any (Spotting scopes may be used)
Position:	Standing Unsupported
Ready Position:	45 degrees
Course of Fire:	This event takes approximately 45 minutes to complete It requires 15 rounds The maximum possible score is 150
Sighters:	5 exposures of 3 seconds with away time of 7 seconds. Up to 1 shot to be fired at each exposure
Practice 1-3:	25 metres, one series of 5 shots 5 exposures of 3 seconds with away time of 7 seconds. 1 shot to be fired at each exposure
Range Commands:	The general rules apply with the addition of the following initial command. Having made sure that the range is clear, the CRO commands 'WITH FIVE ROUNDS, LOAD AND MAKE READY'
Scoring:	Targets will be scored at the end of each practice (i.e. there will be 5 shots on each target)
Malfunction Allowed:	There are no malfunction allowances in this event
Ties:	Tie breaking rules shall be applied in the order listed below: a. By the greatest number of Xs in the event b. By the scores in each practice in the order 3, 2, 1 c. By the X count in each practice in the order 3, 2, 1

Imperial Silhouettes (4701-22)

Event Numbers:	4701: GRSB 4702: GRCF 4703: GRCF Open	4704: GRCF Classic 4721: LBP 4722: LBR
Targets:	PL17	
Sights:	Any (Spotting scopes may be used)	
Position:	Standing Unsupported	
Ready Position:	45 degrees	
Course of Fire:	This event takes approximately 45 minutes to complete It requires 30 rounds The maximum possible score is 300	
Sighters:	1 series of 5 shots GRCF: 12 seconds GRSB, LBP, LBR: 10 seconds	
Practice 1:	25 metres, two series of 5 shots GRCF: 12 seconds GRSB, LBP, LBR: 10 seconds	
Practice 2:	25 metres, two series of 5 shots GRCF: 10 seconds GRSB, LBP, LBR: 8 seconds	
Practice 3:	25 metres, two series of 5 shots GRCF: 8 seconds GRSB, LBP, LBR: 6 seconds	
Range Commands:	The general rules apply with the addition of the following initial command. Having made sure that the range is clear, the CRO commands 'WITH FIVE ROUNDS, LOAD AND MAKE READY'	
Scoring:	Targets will be scored at the end of each practice (i.e. there will be 10 shots on each target)	
Malfunction Allowed:	There are no malfunction allowances in this event	
Ties:	Tie breaking rules shall be applied in the order listed below: a. By the greatest number of Xs in the event b. By the scores in each practice in the order 3, 2, 1 c. By the X count in each practice in the order 3, 2, 1	

Surrenden (4901-22)

Event Numbers:	4901: GRSB 4902: GRCF 4903: GRCF Open	4904: GRCF Classic 4921: LBP 4922: LBR
Targets:	PL17	
Sights:	Any	
Position:	Standing Unsupported	
Ready Position:	45 degrees	
Course of Fire:	This event takes approximately 30 minutes to complete It consists of 3 identical Practices It requires 36 rounds The maximum possible score is 360, less time taken in seconds	
Practice 1 - 3:	25 metres	
<i>Stage 1:</i>	6 shot series. Targets will edge for 5 seconds and then face. When the targets face a stopwatch will be started and it will be stopped at the sixth shot. The time to the nearest 0.1 seconds will be recorded	
<i>Stage 2:</i>	6 shot series. Targets will edge for 5 seconds and then face. When the targets face a stopwatch will be started and it will be stopped at the sixth shot. The time to the nearest 0.1 seconds will be recorded	
Range Commands:	The general rules apply with the addition of the following initial command. Having made sure that the range is clear, the CRO commands 'WITH SIX ROUNDS, LOAD AND MAKE READY'	
Scoring:	Targets will be scored at the end of each practice (i.e. there will be 12 shots on each target). The time for each of the two Stages will be added together and rounded up to the nearest whole number of seconds. That total will then be deducted from the gun score in order to provide the total score for the practice	
Malfunction Allowed:	There are no malfunction allowances in this event	
Ties:	Tie breaking rules shall be applied in the order listed below: a. By the greatest number of Xs in the event b. By the scores in each practice in the order 3, 2, 1 c. By the X count in each practice in the order 3, 2, 1	

100 Yards Muzzle Loading (5142)

Event Numbers:	5142: MLR (BP only)
Targets:	NRA 300 yards
Sights:	Open iron
Position:	Kneeling, Sitting, Seated in a Flying Machine or Prone
Course of Fire:	This event takes approximately 20 minutes to complete It requires 10 rounds, plus 2 sighters The maximum possible score is 50
Sighting Shots:	2 sighters, individually marked back
Practice 1:	5 shots in 30 seconds
Practice 2:	5 shots in 30 seconds

Phoenix Meeting Trophies

5142 SAPA Trophy

100 Yards Shotgun (5134)

Event Numbers:	5134: SG
Targets:	NRA 300 yards
Sights:	Any
Position:	Standing unsupported
Course of Fire:	This event takes approximately 15 minutes to complete It requires 10 rounds, plus 2 sighters The maximum possible score is 50
Sighting Shots:	2 non-convertible sighters in two minutes
Practice 1:	100 yards, 2 strings of 5 shots in 30 seconds
Range Commands:	The general rules apply with the addition of the following initial command. Having made sure that the range is clear, the RCO commands 'LOAD AND MAKE READY' 'WHEN YOUR TARGET APPEARS, CARRY ON'.
Notes:	In Team matches where scores are not concurrent with individual events a spotter may assist the competitor by observing fall of sighting shots. They may do so from on or behind the firing point using magnifying sighting equipment If the fall of shot is undetermined or uncertain the competitor may opt to convert up to 2 scoring shots to sighters. These additional sighters will NOT count for score. Failure to achieve a hit with at least 1 sighting shot will result in the competitor being asked to withdraw from that stage of the match
Procedural penalties:	a. Shooting on the wrong target

100/200 Yards (5301-21)

Event Numbers:	5301: GRSB	5321: LBP
Targets:	NRA 300 yards	
Sights:	Any	
Position:	GRSB: Standing unsupported, Kneeling or Sitting LBP: Sitting, Seated in a Flying Machine or Prone	
Course of Fire:	This event takes approximately 75 minutes per distance to complete It requires 20 rounds, plus 4 sighters The maximum possible score is 100	
Practice 1:	100 yards, 2 non-convertible sighters in two minutes, followed by 2 strings of 5 shots in 30 seconds GRSB: standing unsupported	
Practice 2:	200 yards, 2 convertible sighters and 10 to count in 12 minutes GRSB: kneeling or sitting	
Ties:	Tie breaking rules shall be applied in the order listed below: a. By the greatest number of Vs in the event b. By the score in each Practice starting with the longest distance c. By the greatest number of Vs in each Practice starting with the longest distance	

100/200 Yards Muzzle Loading (5342)

Event Numbers:	5342: MLR (BP only)
Targets:	NRA 300 yards
Sights:	Open iron
Position:	Kneeling, Sitting, Seated in a Flying Machine or Prone
Course of Fire:	This event takes approximately 75 minutes per distance to complete It requires 20 rounds, plus 4 sighters The maximum possible score is 100
Sighting Shots:	100 yards: 2 sighters, individually marked back 200 yards: 2 convertible sighters
Practice 1:	100 yards, 2 strings of 5 shots each in 30 seconds
Practice 2:	200 yards, 10 shots to count in 25 minutes
Ties:	Tie breaking rules shall be applied in the order listed below: a. By the greatest number of Vs in the event b. By the score in each Practice starting with the longest distance c. By the greatest number of Vs in each Practice starting with the longest distance

200/300 Yards (5563-66)

- Event Numbers:** **5563:** Free Pistol A **5565:** Production Free Pistol A
 5566: Production Free Pistol B
- Targets:** NRA 300 yards
- Sights:** Scoped
- Position:** Sitting, Seated in a Flying Machine or Prone
- Course of Fire:** This event takes approximately 75 minutes per distance to complete
 It requires 20 rounds, plus 4 sighters
 The maximum possible score is 100
- Practice 1:** 200 yards, 2 convertible sighters and 10 to count in 12 minutes
- Practice 2:** 300 yards, 2 convertible sighters and 10 to count in 12 minutes
- Ties:** Tie breaking rules shall be applied in the order listed below:
 a. By the greatest number of Vs in the event
 b. By the score in each Practice starting with the longest distance
 c. By the greatest number of Vs in each Practice starting with the longest distance

Phoenix Meeting Trophies

5563 Free Pistol A Quaich

IGRF Limited Bolt Action Rifle (B) (5684)

Event Numbers:	5684: Bolt Action Centrefire Rifle
	Bolt action centrefire rifles only. Minimum calibre of 6mm/.243 up to any calibre that complies with range limitations of the venue at which the event is being hosted. Maximum weight of rifle including sights and all fitted accessories is 6.5kg. Adjustable cheek-piece and butt-plate permitted. Muzzle brakes are not permitted. Sound moderators are permitted, provided that the total weight of rifle outfit including the sound moderator complies with 6.5kg limit. Bipods and all other accessories must remain fitted to the rifle for the entire duration of the match. The use of slings is prohibited
Targets:	B1 or B1 Modified
Position:	Standing Unsupported, Sitting, Prone with bipod
Course of Fire:	This event takes approximately 75 minutes per distance to complete It requires 36 rounds The maximum possible score is 360
Sighting Shots:	No sighting shots at any distance
Practice 1:	100 yards, Standing Unsupported. 12 shots in 5 minutes to include mandatory reload
Practice 2:	200 yards, Sitting. 12 shots in 5 minutes to include mandatory reload
Practice 3:	300 yards, Prone from bipod. 12 shots in 5 minutes to include mandatory reload
Scoring:	Scoring rings – X, 10, 9, 8, 7 - any hits on the black part of the target outside the scoring rings will score a 6
Ties:	To be decided on total X count, if this is not conclusive, count back at Practice 1, then Practice 2 then Practice 3 in that order
Notes:	Shooters will be ordered to load with up to 6 rounds, make ready and adopt the specified position. Scores will be communicated to the FP and spotting discs shown for 30 seconds IGRF Limited Bolt Action (B) is an adapted version of the event for use on ranges with 'rising' targets and butt markers (e.g. such as at Bisley UK) where limitations on available range space and time constraints are also factored in

Sporting Rifle Statics (5685)

Event Numbers:	5685: Sporting Rifle
	Calibre legal for large deer species in England. Minimum calibre .240 and minimum muzzle energy 1700 f/lb. Maximum weight, including sights and all attachments, 6.5kg. Height adjustable cheek pieces are allowed. Fully adjustable butt plates are not allowed
Targets:	100 yards: Modified DJV Roe Buck 200 yards: Standard DJV Fox 300 yards: SAHGCA Springbok
Sights:	Any
Position:	Prone: a small bag or bipod may be used as a front rest, a flat bag may be used to support the hand only at the rear and must not be in contact with the stock. Sitting and Standing: single or double crossed sticks may be used to support the front of the rifle only (single sticks must have only one point of contact with the ground; double crossed sticks must have only two contact points with the ground and a single contact point with the rifle)
Course of Fire:	This event takes approximately 75 minutes per distance to complete It requires 30 rounds The maximum possible score is 300
Sighting Shots:	No sighting shots at any distance
Practice 1:	100 yards, 5 shots in 90 seconds prone, followed by 5 shots in 90 seconds sitting
Practice 2:	200 yards, 5 shots in 90 seconds sitting, followed by 5 shots in 90 seconds standing
Practice 3:	300 yards, 10 shots in 5 minutes prone
Note:	No coaching is allowed

100/200/300 Yards (5702-04, 5762-83, 5791-93)

Event Numbers:	5702: GRCF 5703: GRCF Open 5704: GRCF Classic 5762: Hunter Class 5767: Allcomer Revolver	5781: SR(a) Pre-1955 5782: SR(b) Pre-1955 5783: SR Open Pre-1955 5791: SR Post-1955 Iron Sights 5792: SR Post-1955 Service Optic 5793: SR Post-1955 Practical Optic
Targets:	NRA 300 yards	
Sights:	5702, 5703, 5704, 5783: Any 5762, 5793: Scoped 5767: Open iron 5781, 5782, 5791: Iron 5792: Scoped – 4.5x max	
Position:	Pistol/ Revolver: Sitting or Seated in a Flying Machine Rifle: Standing Unsupported, Kneeling or Sitting, Prone	
Course of Fire:	This event takes approximately 60 minutes (per detail) to complete It requires 30 rounds, plus 6 sighters The maximum possible score is 150	
Practice 1:	100 yards, standing unsupported, 2 non-convertible sighters in two minutes individually marked back, followed by 2 strings of 5 shots each in 30 seconds	
Practice 2:	200 yards, kneeling or sitting, 2 convertible sighters, followed by 10 shots to count in 12 minutes	
Practice 3:	300 yards, prone, 2 convertible sighters, followed by 10 shots to count in 12 minutes 5702, 5703, 5704: Shot from sandbag or bipod	
Ties:	Tie breaking rules shall be applied in the order listed below: a. By the greatest number of Vs in the event b. By the score in each Practice starting with the longest distance c. By the greatest number of Vs in each Practice starting with the longest distance	

Phoenix Meeting Trophies

5767 Sellier & Bellot Cup

5781 Phoenix Quaich

100/200/300 Yards Sporting (5785)

- Event Numbers:** 5785: Any Centrefire rifle suitable for deer, vermin or pest control; any calibre within the range safety certificate
- Targets:** NRA 300 yards
- Sights:** Any
- Position:** Prone, and Standing Supported by a single or a double crossed stick with a single point of contact with the rifle, quad sticks may not be used.
- Course of Fire:** This event takes approximately 60 minutes (per detail) to complete
It requires 30 rounds, plus 6 sighters
The maximum possible score is 150
- Practice 1:** 100 yards, standing supported, 2 non-convertible sighters in two minutes individually marked back, followed by 2 strings of 5 shots each in 30 seconds
- Practice 2:** 200 yards, standing supported, 2 convertible sighters, followed by 10 shots to count in 12 minutes
- Practice 3:** 300 yards, prone, 2 convertible sighters, followed by 10 shots to count in 12 minutes
- Ties:** Tie breaking rules shall be applied in the order listed below:
- a. By the greatest number of Vs in the event
 - b. By the score in each Practice starting with the longest distance
 - c. By the greatest number of Vs in each Practice starting with the longest distance

400/500/600 Yards (5968-83, 5991-93)

Event Numbers:	5968: Free Pistol	5983: SR Open Pre-1955
	5969: Production Free Pistol	5991: SR Post-1955 Iron Sights
	5981: SR(a) Pre-1955	5992: SR Post-1955 Service Optic
	5982: SR(b) Pre-1955	5993: SR Post-1955 Practical Optic
Targets:	5968, 5969, 5991, 5992, 5993: NRA 500 yard target at 400 and 500 yards, NRA 600 yard target at 600 yards	
	5981, 5982, 5983: NRA/HBSA 500/600x Tin Hat	
Sights:	5968, 5969, 5993: Scoped	
	5981, 5982, 5991: Iron sights	
	5983: Any	
	5992: Scoped - 4.5x max	
Position:	Pistol: Sitting or Seated in a Flying Machine	
	Rifle: Prone	
Course of Fire:	This event takes approximately 45 minutes to complete (plus fall back time, based on 2 per target) It requires 30 rounds, plus 6 sighters The maximum possible score is 150	
Practice 1:	400 yards, 2 convertible sighters, followed by 10 shots in 15 minutes	
Practice 2:	500 yards, 2 convertible sighters, followed by 10 shots in 15 minutes	
Practice 3:	600 yards, 2 convertible sighters, followed by 10 shots in 15 minutes	
Notes:	Shot under NRA conditions	
Ties:	Tie breaking rules shall be applied in the order listed below: a. By the greatest number of Vs in the event b. By the score in each Practice starting with the longest distance c. By the greatest number of Vs in each Practice starting with the longest distance	

Phoenix Meeting Trophies

5968 Free Pistol Quaich

400/500/600 Yards F Class (5986, 5988)

Event Numbers:	5986: F Open	5988: FTR
Targets:	Standard F Class 500 yard target at 400x and 500x, F Class 600 yard target at 600x	
Sights:	Scoped	
Position:	Prone	
Course of Fire:	This event takes approximately 45 minutes to complete (plus fall back time, based on 3 per target) It requires 45 rounds, plus 6 sighters The maximum possible score is 225	
Practice 1:	400 yards, 2 convertible sighters, followed by 15 shots	
Practice 2:	500 yards, 2 convertible sighters, followed by 15 shots	
Practice 3:	600 yards, 2 convertible sighters, followed by 15 shots	
Notes:	Shot under NRA conditions	
Ties:	Tie breaking rules shall be applied in the order listed below: a. By the greatest number of Vs in the event b. By the score in each Practice starting with the longest distance c. By the greatest number of Vs in each Practice starting with the longest distance	

400/500/600 Yards Black Powder (5987)

- Event Numbers:** **5987:** Black Powder Cartridge
- Any single shot black powder cartridge rifle of pre-1896 manufacture or commercially available reproduction thereof (not bolt action)
Commercially manufactured black powder only, any lead or lead alloy bullet that is cast or swaged, lubed or paper patched (no metallic wads, gas checks, or jacketed bullets)
One of sling, wrist-rest or cross-sticks allowed
- Targets:** Standard NRA Target
- Sights:** Period correct, non-click adjustable open iron sights - no optical sights or aids of any type
- Position:** Prone
- Course of Fire:** This event takes approximately 45 minutes to complete (plus fall back time, based on 2 per target)
It requires 30 rounds, plus 6 sighters
The maximum possible score is 150
- Practice 1:** 400 yards, 2 convertible sighters, followed by 10 shots in 15 minutes. 1 fouling shot per barrel is permitted at RO discretion
- Practice 2:** 500 yards, 2 convertible sighters followed by 10 shots in 15 minutes
- Practice 3:** 600 yards, 2 convertible sighters followed by 10 shots in 15 minutes
- Notes:** Shot under NRA conditions. Ties will be decided by the greatest number of V bulls. If still a tie, counting back will be by the totals in order of distance, commencing with the longest. See Rule 507 in the Bisley 'Bible'
- Ties:** Tie breaking rules shall be applied in the order listed below:
- a. By the greatest number of Vs in the event
 - b. By the score in each Practice starting with the longest distance
 - c. By the greatest number of Vs in each Practice starting with the longest distance

800/900/1000 Yards (6168-83, 6191-93)

Event Numbers:	6168: Free Pistol 6181: SR(a) Pre-1955 6182: SR(b) Pre-1955 6183: SR Open Pre-1955	6191: SR Post-1955 Iron sights 6192: SR Post-1955 Service Optic 6193: SR Post-1955 Practical Optic
Targets:	NRA Long Range Target	
Sights:	6168, 6193: Scoped 6181, 6182, 6191: Iron sights 6183: Any 6192: Scoped - 4.5x max	
Position:	Pistol: Sitting or Seated in a Flying Machine Rifle: Prone	
Course of Fire:	This event takes approximately 45 minutes to complete (plus fall back time, based on 2 per target) It requires 30 rounds, plus 6 sighters The maximum possible score is 150	
Practice 1:	800 yards, 2 convertible sighters, followed by 10 shots in 20 minutes	
Practice 2:	900 yards, 2 convertible sighters, followed by 10 shots in 20 minutes	
Practice 3:	1000 yards, 2 convertible sighters, followed by 10 shots in 20 minutes	
Notes:	Shot under NRA conditions	
Ties:	Tie breaking rules shall be applied in the order listed below: a. By the greatest number of Vs in the event b. By the score in each Practice starting with the longest distance c. By the greatest number of Vs in each Practice starting with the longest distance	

Phoenix Meeting Trophies

6168 Free Pistol Quaich



GGG

GIRAITĖS GINKLUOTĖS GAMYKLA
PASSION. PERFORMANCE. PRECISION.

The NRA's choice!

Trade only. Contact your local dealer.

Law Enforcement International Ltd.
P.O. Box 328, St. Albans, Herts, AL4 0WA, UK
Tel. 01727 826607 Email. lei@lei.co.uk

800/900/1000 Yards F Class (6186, 6188)

Event Numbers:	6186: F Open	6188: FTR
Targets:	F Class Long Range target	
Sights:	Scoped	
Position:	Prone	
Course of Fire:	This event takes approximately 45 minutes to complete (plus fall back time, based on 3 per target) It requires 45 rounds, plus 6 sighters The maximum possible score is 225	
Practice 1:	800 yards, 2 convertible sighters, followed by 15 shots	
Practice 2:	900 yards, 2 convertible sighters, followed by 15 shots	
Practice 3:	1000 yards, 2 convertible sighters, followed by 15 shots	
Notes:	Shot under NRA conditions	
Ties:	Tie breaking rules shall be applied in the order listed below: a. By the greatest number of Vs in the event b. By the score in each Practice starting with the longest distance c. By the greatest number of Vs in each Practice starting with the longest distance	

800/900/1000 Yards Black Powder (6187)

- Event Numbers:** **6187:** Black Powder Cartridge
- Any single shot black powder cartridge rifle of Pre-1896 manufacture or commercially available reproduction thereof (not bolt action)
Commercially manufactured black powder only, any lead or lead alloy bullet that is cast or swaged, lubed or paper patched (no metallic wads, gas checks, or jacketed bullets)
One of sling, wrist-rest or cross-sticks allowed
- Targets:** NRA Long Range Target
- Sights:** Period correct, non-click adjustable open iron sights - no optical sights or aids of any type
- Position:** Prone
- Course of Fire:** This event takes approximately 45 minutes to complete (plus fall back time, based on 2 per target)
It requires 30 rounds, plus 6 sighters
The maximum possible score is 150
- Practice 1:** 800 yards, 2 convertible sighters, followed by 10 shots in 20 minutes. 1 fouling shot per barrel is permitted at RO discretion
- Practice 2:** 900 yards, 2 convertible sighters, followed by 10 shots in 20 minutes
- Practice 3:** 1000 yards, 2 convertible sighters, followed by 10 shots in 20 minutes
- Notes:** Shot under NRA conditions
- Ties:** Tie breaking rules shall be applied in the order listed below:
- a. By the greatest number of Vs in the event
 - b. By the score in each Practice starting with the longest distance
 - c. By the greatest number of Vs in each Practice starting with the longest

200 Yards (6301-93)

Event Numbers:	6301: GRSB 6302: GRCF 6303: GRCF Open 6304: GRCF Classic 6380: Any Fullbore Rifle 6381: SR(a) Pre-1955	6382: SR(b) Pre-1955 6383: SR Open Pre-1955 6391: SR Post-1955 Iron Sights 6392: SR Post-1955 Service Optic 6393: SR Post-1955 Practical Optic
Targets:	DP1 (new) on screen, scoring 5, 4, 3, 2	
Sights:	6380, 6383, 6393: Any 6381, 6382, 6391: Open Iron 6392: Scoped - 4.5x max	
Position:	6301, 6302, 6303, 6304, 6383: Prone supported (fore-end only by a rest. A rest may be positioned anywhere along the fore-end of the rifle but must not support more than 100mm (4") of the length of the fore-end. 6383: any pattern may be used) and Sitting 6380, 6393: Prone supported (fore-end only by a bipod or a rest. A rest may be positioned anywhere along the fore-end of the rifle but must not support more than 100mm (4") of the length of the fore-end) and Sitting 6381, 6382: Prone unsupported (only elbows may touch the ground forward of the shoulders. A sling, if fitted, may be used, but must be attached to both forward and rear attachment points) and Sitting 6391, 6392: Prone unsupported and Sitting	
Course of Fire:	This event takes approximately 30 minutes to complete It requires 40 rounds, plus 2 sighters The maximum possible score is 200	
Sighters:	2 non-convertible sighters in 2 minutes	
Practice 1:	10 shots in 3 minutes, prone	
Practice 2:	10 shots in 1 minute, prone	
Practice 3:	10 shots in 3 minutes, sitting	
Practice 4:	10 shots in 1 minute, sitting	
Notes:	Sighting shots will be individually marked with a spotting disc. Spotting discs will be shown for 25 seconds after Practice 1 only. Shooting jackets may be worn so long as they are not done up and not attached to any sling. Shooting gloves are not permitted	
Ties:	Ties will be counted out in the order Practice 4, 3, 2, 1	

Nationals Trophies

- 6380** Silver Cup
- 6381** Crossed Rifles Trophy
- 6382** NRA Tankard

THE
PAVILION
BISLEY



ACCOMMODATION AT BISLEY



About us:

- Located on Bisley Camp, Brookwood.
- 19 rooms to suit all budgets
- On-site breakfast.
- relaxing lounge with wood fire

Visit our website to book
www.thepavilionbisley.com

MCQUEEN TARGETS

SUPPLYING ALL YOUR SHOOTING
NEEDS SINCE 1890

PROUD TO SUPPLY TARGETS TO THE NRA

**SPONSORS OF THE MCQUEEN C AND
MCQUEEN TARGETS AGGREGATE**

TEL: 01896 664269

E-MAIL: INFO@MCQUEENTARGETS.COM

WWW.MCQUEENTARGETS.COM

McQueen (6580, 6590)

- Event Numbers:** **6580:** Any Scoped Rifle
 6590: Issued Sniper Rifle
- Targets:** DP14 (200 yard scoring)
- Position:** Prone, a small soft bean bag may be used as rear support – rigid types are not permitted
- Rest:** *As per para 213(a)(v) of the NRA Handbook:* a ‘small bean bag’ is a bag made of flexible material, containing only a homogeneous granular substance, and with maximum area of approximately 150mm x 100mm, maximum mean thickness 100mm (4”), and maximum weight 1kg

 Bipods are permitted
- Course of Fire:** This event takes approximately 15 minutes to complete
 It requires 10 rounds, plus 2 sighters
 The maximum possible score is 50
- Practice 1:** 2 non-convertible sighters individually marked back. The target will make 10 exposures of 3 seconds, with irregular intervals varying between 10 and 20 seconds. Each appearance of the target will be in a different random place. One shot to be fired at each appearance
- Notes:** Scores of 50.5 and above must fire again, as an extra tie shoot. Competitors may shoot this event as many times as they wish; the highest achieved score during the meeting will count. Reshoots will be available on the range. Competitors with disabilities which prevent them from shooting prone may, on application to Shooting Division, be permitted to shoot seated at a table. If providing their own table, it must be of conventional design and be capable of being moved and erected by a single person. NRA benches may be used if they are present on the firing point. The rifle must be supported in the same way as if being used in the prone position, i.e. with a sandbag rest and/or bipod

Phoenix Meeting Trophies

6580 Arthur Holt Memorial Cup

Nationals Trophies

6580 NRA Tankard



28TH PHOENIX MEETING

Thursday 22nd - Sunday 25th May 2025

Join over 400 fellow shooters for
4 days of hot Competition

25m Precision	Advancing Target	Multi-Target
25m Timed	America Match	Multi-Target 3
50m Precision	Bianchi	Phoenix A
100 yards	Classic	Rapid Fire Pistol
100/200 yards	Embassy Cup	Speed Steels
100/200/300 yards	Grand	Sporting Statics
200/300 yards	Granet	Surrenden
400/500/600 yards	Imperial Silhouettes	Timed & Precision 1
800/900/1000 yards	McQueen	Timed & Precision 2
1020	Mini McQueen	Timed & Precision 3
1500	Mini Rifle Match	WA-48

Trade Fair: FREE ENTRY Friday-Saturday 8-6pm & Sunday 8-4pm

NRA Museum: FREE ENTRY Friday 9-3pm

Full details are available on our website:
online.nra.org.uk/Phoenix-2025

Sponsored By:



BROWNELLS[®]

Serious About Firearms Since 1939™

C2 Phoenix Meeting

C2.1 International and Club Teams

C2.1.1 Open to teams of five shooters nominated by a recognised National Shooting Organisation in their own country or from recognised local club teams respectively. 'Scratch' teams with members from different nations or from different clubs (for club teams) are specifically not permitted. The team entry must be made and the team members declared before the start of the meeting. Each shooter must enter the appropriate individual event; the score will carry forward to contribute to the overall team score (i.e. the event is not shot separately for a team score). The top four scores will count. Each member of the team can shoot at any time during the meeting. Gold medals will be awarded to all members of the winning team in each event only. There are two International and Club team events in the Phoenix Meeting. One is an aggregate of Timed & Precision 1 GRSB (0701) and Multi-Target GRSB (1101); the other is an aggregate of the two equivalent GRCF events (0702 & 1102)

C2.2 Phoenix International Match

C2.2.1 Teams of five from the member countries of the International Gallery Rifle Federation (IGRF) are invited to compete in the Phoenix International Match. The competition will consist of a full 1500 GRCF and GRSB.

C2.3 Prizes, Trophies and Grand Master Medals

C2.3.1 Meeting medals will be awarded to first, second and third places in each event subject to the number of entries in each event:

1 Entry:	No medal awarded
2-5 Entries:	Gold medal will be awarded
6-10 Entries:	Gold and silver medals will be awarded
11+ Entries:	Gold, silver and bronze medals will be awarded

C2.3.2 Medals will be awarded by class for classified events. Trophies are also awarded to the winners of some events

C2.3.3 Prizegiving will be held at 1800 on the Sunday of the Phoenix Meeting, gold medals and trophies will be awarded; silver and bronze medals will be sent out by post

C2.3.4 Gold, silver and bronze Standard Scores are set for most events at the Phoenix Meeting – see Standards for more details. A competitor will be eligible for a Grand Master medal on accumulating a minimum of 20 points at an individual Meeting:

Gold standard:	5 points
Silver standard:	3 points
Bronze standard:	1 point

Grand Master medals will be posted out to competitors after the Meeting



NATIONAL RIFLE ASSOCIATION



28th Phoenix Meeting 2025

An Annual Celebration of Shooting Sports
22nd – 25th May 2025



Sponsored by Brownells



C3 The Imperial Meeting

C3.1 Firearms & Sights

C3.1.1 Competitions are available for the following gun types:

- Air Pistol (AP)**
- Gallery Rifle Centrefire (GRCF)**
- Gallery Rifle Centrefire Classic (GRCF Classic)**
- Gallery Rifle Smallbore (GRSB)**
- Long Barrelled Revolver (LBR)**
- Long Barrelled Pistol (LBP)**
- Muzzle Loading Pistol (MLP)**
- Muzzle Loading Revolver (MLR)**

C3.2 Competitions

C3.2.1 **Unlimited Matches:** Available for unlimited re-entry throughout the meeting

Events available:

- 25m Precision (Scott)**
- 50m Precision (Free Gallery Rifle/Pistol)**
- Advancing Target**
- America Match**
- Cotterill**
- Granet**
- Imperial Silhouettes**
- Multi-Target (Service)**
- Timed & Precision 1 (Police)**

See match details in section C3.6

Competitors can re-enter Unlimited Matches any number of times throughout the Meeting

C3.2.2 Results are produced from a competitor's single highest scorecard

C3.2.3 **Trophy Competitions:** Trophies will now be awarded to the highest scores in Unlimited events where applicable (see section C3.6 for full details)

C3.2.4 **The Grand Aggregate:** Grand Aggregate prizes are awarded to the competitors whose scores in the Unlimited Matches make up the highest aggregates in GRCF, GRCF Classic, GRSB, LBP, LBR and MLR


Individual Grand Aggregates comprise the following Unlimited Matches:

- | | |
|----------------------------------|--|
| GRCF, GRCF Classic, GRSB: | 25m Precision, Advancing Target, America Match, Granet, Imperial Silhouette, Multi-Target, Timed & Precision 1 |
| LBP, LBR: | 25m Precision, Advancing Target, Granet, Multi-Target, Timed & Precision 1 |
| MLR: | 25m Precision, Advancing Target, Granet |

Cards are not required to be pre-nominated



NATIONAL RIFLE ASSOCIATION



Imperial Meeting: GR&P

Thursday 10th – Sunday 13th July 2025



- C3.2.5 **Team Matches:** Teams are comprised of four shooters, whose Unlimited scores are combined to form the Team result
Shooters must pre-nominate a team card to be counted towards their team score. The team card will not affect the individual's Unlimited competition standings, nor count towards their HPS totals, and will not accrue standards points towards a Grandmaster medal
- C3.2.6 Team matches for NRA Affiliated Clubs or Units of HM Forces:
Advancing Target (GRCF): Advancing Target
The Beaufoy (GRCF): 25m Precision & Granet
The BFAPA (GRSB): America Match
The Lord Salisbury (GRSB): 1x 25m Precision, 1x Granet
The Mander Trophy (GRCF): Timed & Precision 1
- C3.2.7 Team matches for any University or College within such a University in the British Isles:
The Fairbairn Cup (GRCF): Advancing Target
The McGivern Cup (GRSB): Imperial Silhouette
The Peel Cup (GRCF): Timed & Precision 1
Universities Team (GRCF): 1x 25m Precision, 1x Granet
- C3.2.8 Team matches restricted to Oxford and Cambridge University:
The Oxford Cambridge Match (GRCF): 1x 25m Precision, 1x Granet
- C3.3 Malfunctions**
- C3.3.1 There are no malfunction allowances for any events in the Meeting
- C3.4 Scoring & Ties**
- C3.4.1 Scoring will take place by Range Officers or by fellow competitors under the supervision of Range Officers. Scoring is standard NRA inward gauging for all events including MLP and MLR
- C3.4.2 Any match specific ties will be defined as part of that match procedure
- C3.4.3 **Team Scorecards:** In addition to the individual shooter's team scorecard, Captains must submit the Team Claim Card containing all of the team members' scores, names and competitor numbers
- C3.5 Awards**
- C3.5.1 **Unlimited Matches:** The highest individual scorecard in each event, in each firearm type will receive:
1st Place: NRA Gold Medal
Subsequent places: Subject to Prize List D (*see appendix XIII of the NRA Handbook*)
- Certain matches may also award a trophy – see section C3.6 for more details

C3.5.2 **Grand Master Medal:** Gold, silver and bronze standard scores are set for all Unlimited events at the Imperial Meeting. Competitor will receive the following amount of points for each standard score they achieve:

- Gold standard:** 5 points
- Silver standard:** 3 points
- Bronze standard:** 1 point

A competitor will receive a Grand Master Medal (Standard NRA Medal) on accumulating the following amount of points:

- Gold Grand Master:** 30 points
- Silver Grand Master:** 25 points
- Bronze Grand Master:** 20 points

Competitors will be sent the corresponding Medal after the event

C3.5.3 **Highest Possible Score (HPS):** HPS Crosses will be awarded, a maximum of one per competitor, according to the following table:

Scoring a HPS in 1+ Unlimited events	A Bronze HPS Cross
Scoring a HPS in 3+ Unlimited events	A Silver HPS Cross
Scoring a HPS in 5+ Unlimited events	A Gold HPS Cross
Scoring a HPS in 7+ Unlimited events	A Enamelled HPS Cross

Details of the HPS requirements for each event is detailed at the end of the match conditions in section C3.6.

A competitor can only receive a maximum of 1 HPS per event, per class

C3.6 Imperial Unlimited Event Conditions

25m Precision Unlimited

[Scott]

- Firearms:** GRCF, GRCF Classic, GRSB, LBP, LBR, MLP, MLR
- Event Conditions:** As per the 25m Precision Match – Event Nos 0101, 0102, 0104, 0121, 0122, 0141, 0142
- First Prize:** In each firearm type: An NRA Gold Medal
- GRCF Classic:** A Challenge Cup presented in 1946 by Lt Col GEA Granet DSO MC in memory of Lt P Scott RN of HMS Excellent (later Admiral Sir Percy Scott) who won the first revolver competition held at Wimbledon in 1885
- Subsequent Prizes:** In each firearm type: Prize List D (see the NRA Handbook)
- Grand Master Qualifying Score:**

	GRCF	GRCF Classic	GRSB	LBP	LBR	MLP/R
G	296	295	275	285	285	85
S	293	290	270	281	280	80
B	289	285	265	276	276	75

HPS Requirement:

	GRCF	GRCF Classic	GRSB	LBP	LBR	MLP/R
	1x 10 shot	1x 10 shot	1x 10 shot	1x 10 shot	1x 10 shot	1x 10 shot
	Practice	Practice	Practice	Practice	Practice	Practice

50m Precision Unlimited

[Free Gallery]

- Firearms:** GRCF, GRCF Classic, GRSB, LBP, LBR
- Event Conditions:** As per the 50m Precision Match – Event Nos 0301, 0302, 0304, 0321, 0322
- First Prize:** In each firearm type: An NRA Gold Medal
- Subsequent Prizes:** In each firearm type: Prize List D (see the NRA Handbook)
- Grand Master Qualifying Score:**

	GRCF	GRCF Classic	GRSB	LBP	LBR
G	275	270	288	255	225
S	270	265	284	240	215
B	265	260	280	220	210

HPS Requirement:

	GRCF	GRCF Classic	GRSB	LBP	LBR
	1x 10 shot	1x 10 shot	1x 10 shot	1x 10 shot	1x 10 shot
	Practice	Practice	Practice	Practice	Practice

Advancing Target Unlimited

- Firearms:** GRCF, GRCF Classic, GRSB, LBP, LBR, MLR
- Event Conditions:** As per the Advancing Target Match – Event Nos 1901, 1902, 1904, 1921, 1922, 1942
- First Prize:** In each firearm type: An NRA Gold Medal
- Subsequent Prizes:** In each firearm type: Prize List D (see the NRA Handbook)
- Grand Master Qualifying Score:**

	GRCF	GRCF Classic	GRSB	LBP	LBR	MLR
G	180	178	289	177	174	65
S	179	175	286	174	170	60
B	178	173	284	170	165	55

HPS Requirement:

	GRCF	GRCF Classic	GRSB	LBP	LBR	MLR
	2x 6 shot Practices	2x 6 shot Practices	1x 10 shot Practice	2x 6 shot Practices	2x 6 shot Practices	2x 6 shot Practices

America Match Unlimited

- Firearms:** GRCF, GRCF Classic, GRSB, LBP, LBR
- Event Conditions:** As per the America Match – Event Nos 0501, 0502, 0504, 0521, 0522
- First Prize:** In each firearm type: An NRA Gold Medal
- Subsequent Prizes:** In each firearm type: Prize List D (see the NRA Handbook)
- Grand Master Qualifying Score:**

	GRCF	GRCF Classic	GRSB	LBP	LBR
G	285	280	282	265	260
S	280	275	275	255	250
B	275	270	270	245	240

HPS Requirement:

	GRCF	GRCF Classic	GRSB	LBP	LBR
	1x 10 shot Practice	1x 10 shot Practice	1x 10 shot Practice	1x 10 shot Practice	1x 10 shot Practice

Cotterill Unlimited

- Firearms:** AP, LBP
- Event Conditions:** As per the Sport Pistol Match (Event 2521), but only one Practice of Precision (10 shots) and one Practice of Rapid (10 shots). Sighting shots are permitted ahead of each practice as per the event conditions
- First Prize:** A trophy presented in 2001 by the British Pistol Club to commemorate the late Les Cotterill, BPC member, GB National Coach, GB Police National Coach, who did so much to promote excellence in the ISSF (then the UIT) pistol shooting disciplines and an NRA Gold Medal.
- Subsequent Prizes:** In each firearm type: Prize List D (see the NRA Handbook)
- Grand Master Qualifying Score:**

	AP	LBP
G	185	175
S	180	165
B	175	155

HPS Requirement:

AP	LBP
1x 10 shot Practice	1x 10 shot Practice

Granet Unlimited

- Firearms:** GRCF, GRCF Classic, GRSB, LBP, LBR, MLR
- Event Conditions:** As per the Granet Match – Event Nos 4301, 4302, 4304, 4321, 4322, 4342
- First Prize:** In each firearm type: An NRA Gold Medal
- GRCF Classic:** A Challenge Cup presented in 1914 by Lt GEA Granet RFA
- Subsequent Prizes:** In each firearm type: Prize List D (see the NRA Handbook)
- Grand Master Qualifying Score:**

	GRCF	GRCF Classic	GRSB	LBP	LBR	MLR
G	299	297	300	296	295	112
S	297	295	299	293	285	105
B	295	292	297	290	280	97

HPS Requirement:

GRCF	GRCF Classic	GRSB	LBP	LBR	MLP/R
1x 10 shot Practice	1x 10 shot Practice	1x 10 shot Practice	1x 10 shot Practice	1x 10 shot Practice	1x 10 shot Practice

Imperial Silhouettes Unlimited

- Firearms:** GRCF, GRCF Classic, GRSB, LBP, LBR
- Event Conditions:** As per the Imperial Silhouettes Match – Event Nos 4701, 4702, 4704, 4721, 4722
- First Prize:** In each firearm type: An NRA Gold Medal
GRCF Classic: An Astor Tankard
- Subsequent Prizes:** In each firearm type: Prize List D (see the NRA Handbook)
- Grand Master Qualifying Score:**

	GRCF	GRCF Classic	GRSB	LBP	LBR
G	298	295	300.20	290	280
S	296	293	300	280	270
B	294	290	299	270	260

HPS Requirement:

	GRCF	GRCF Classic	GRSB	LBP	LBR
	1x 10 shot	1x 10 shot	1x 10 shot	1x 10 shot	1x 10 shot
	Practice	Practice	Practice	Practice	Practice

Multi-Target Unlimited

[Service]

- Firearms:** GRCF, GRCF Classic, GRSB, LBP, LBR, MLR
- Event Conditions:** As per the Multi-Target Match – Event Nos 1101, 1102, 1104, 1121, 1122, 1142
- First Prize:** In each firearm type: An NRA Gold Medal
- Subsequent Prizes:** In each firearm type: Prize List D (see the NRA Handbook)
- Grand Master Qualifying Score:**

	GRCF	GRCF Classic	GRSB	LBP	LBR	MLR
G	119	116	117	116	110	105
S	118	114	115	112	108	100
B	116	112	112	109	102	95

HPS Requirement:

	GRCF	GRCF Classic	GRSB	LBP	LBR	MLR
	1x 12 shot	1x 12 shot	1x 12 shot	1x 12 shot	1x 12 shot	1x 12 shot
	target	target	target	target	target	target

Timed & Precision 1 Unlimited

[Police]

- Firearms:** GRCF, GRCF Classic, GRSB, LBP, LBR, MLR
- Event Conditions:** As per the Timed & Precision 1 Match – Event Nos 0701, 0702, 0704, 0721, 0722, 0742
- First Prize:** In each firearm type: An NRA Gold Medal
- GRCF Classic:** The UIT Aggregate Challenge Cup presented in 1963 by Col CJ Smith, late 168th Iowa (Inf) Regt
- Subsequent Prizes:** In each firearm type: Prize List D (see the NRA Handbook)

Grand Master Qualifying Score:

	GRCF	GRCF Classic	GRSB	LBP	LBR	MLR
G	300.24	300.20	300	299	298	290
S	300.21	300	298	296	295	285
B	300.18	299	296	294	293	280

HPS Requirement:

	GRCF	GRCF Classic	GRSB	LBP	LBR	MLP/R
	1x 12 shot	1x 12 shot	1x 12 shot	1x 12 shot	1x 12 shot	1x 12 shot
	Practice	Practice	Practice	Practice	Practice	Practice

C3.7 Imperial Aggregate Event Conditions

The Gallery Rifle Aggregate

- Firearms:** GRCF, GRCF Classic, GRSB, LBP, LBR, MLR
- Conditions:** To be awarded to the competitors whose scores in the Granet Unlimited and the 25m Precision Unlimited make up the highest aggregates
- First Prize:** In each firearm type: An NRA Gold Medal
- GRCF Classic:** The Perpetual Challenge Trophy
- Subsequent Prizes:** In each firearm type: Prize List D (see the NRA Handbook)

C3.8 Imperial Team Event Conditions

Advancing Target Team

Firearms:	GRCF
Teams:	Teams of four from any rifle or pistol club affiliated to the NRA or Unit of HM Forces
Cards to shoot:	1x Advancing Target Unlimited card per shooter
First Prize:	A Challenge Cup and four NRA Gold Medals
Second Prize:	Four NRA Silver medals, if entries exceed five

Beaufoy Gallery Rifle Team

Firearms:	GRCF
Teams:	Teams of four from any rifle or pistol club affiliated to the NRA or Unit of HM Forces
Cards to shoot:	1x 25m Precision Unlimited, and 1x Granet Unlimited card per shooter
First Prize:	A Challenge Cup and four NRA Gold Medals

BFAPA Team Match

Firearms:	GRSB
Teams:	Teams of four from any rifle or pistol club affiliated to the NRA or Unit of HM Forces
Cards to shoot:	1x America Match Unlimited card per shooter
First Prize:	Four NRA Gold Medals
Second Prize:	Four NRA Silver medals, if entries exceed five

Fairburn Cup

Firearms:	GRCF
Teams:	Teams of four from any university in the British Isles or from any college within such a university. Each competitor must be a current member of the university or have been so during the preceding term
Cards to shoot:	1x Advancing Target Unlimited card per shooter
First Prize:	A Challenge Cup and four NRA Gold Medals

Lord Salisbury Team

Firearms:	GRSB
Teams:	Teams of four from any rifle or pistol club affiliated to the NRA or Unit of HM Forces
Cards to shoot:	1x 25m Precision Unlimited, and 1x Granet Unlimited card per shooter
First Prize:	A Challenge Cup and four NRA Gold Medals
Second Prize:	Four NRA Silver medals, if entries exceed five

Mander Trophy

Firearms:	GRCF
Teams:	Teams of four from any rifle or pistol club affiliated to the NRA or Unit of HM Forces
Cards to shoot:	1x Timed & Precision 1 Unlimited card per shooter
First Prize:	A Challenge Cup and four NRA Gold Medals
Second Prize:	Four NRA Silver medals, if entries exceed five

McGivern Cup

Firearms:	GRSB
Teams:	Teams of four from any university in the British Isles or from any college within such a university. Each competitor must be a current member of the university or have been so during the preceding term
Cards to shoot:	1x Imperial Silhouette Unlimited card per shooter
First Prize:	A Challenge Cup and four NRA Gold Medals

Oxford & Cambridge Match

Firearms:	GRCF
Teams:	Teams of four eligible to shoot in the Chancellors (TR Team Match), from the University of Oxford and the University of Cambridge
Cards to shoot:	1x 25m Precision Unlimited, and 1x Granet Unlimited card per shooter
First Prize:	A Challenge Cup and four NRA Gold Medals

Peel Cup

Firearms:	GRCF
Teams:	Teams of four from any university in the British Isles or from any college within such a university. Each competitor must be a current member of the university or have been so during the preceding term
Cards to shoot:	1x Timed & Precision 1 Unlimited card per shooter
First Prize:	A Challenge Cup and four NRA Gold Medals

Universities Team Aggregate

Firearms:	GRCF
Teams:	Teams of four from any university in the British Isles or from any college within such a university. Each competitor must be a current member of the university or have been so during the preceding term
Cards to shoot:	1x 25m Precision Unlimited, and 1x Granet Unlimited card per shooter
First Prize:	A Challenge Cup and four NRA Gold Medals

C4 Gallery Rifle National Open Championship

C4.1 Home Countries Match

- C4.1.1 The format of the competition shall be as independent GRSB and GRCF T&P1 and MT matches shot in a single head-to-head competition, with an overall aggregate for the main trophy
- C4.1.2 Individual prizes may be awarded for the individual GRSB/GRCF matches
- C4.1.3 Competing team members shall be current members of their respective Home Country shooting associations
- C4.1.4 Teams shall comprise a maximum of 10 individual shooters for each country with 5 per GRSB & GRCF team [with 4 individual scores per team to count]
- C4.1.5 Where countries cannot raise a team of 10 individual shooters, a minimum of 8 individual shooters will be allowed, with 4 per GRSB and GRCF team
- C4.1.6 Any derogations below the 8 individual shooters, where the numbers in each team may have to be made up by allowing individuals to shoot for both the GRSB & GRCF teams, will be at the discretion of the Meeting Director, and in agreement with the respective team captains. The team score in this instance may not be counted towards the overall aggregate
- C4.1.7 Teams should be declared as far as practical in advance of the meeting and MUST be declared before any team member shoots the relevant event(s)
- C4.1.8 Teams can nominate reserves in advance, but can only substitute them on the day of the match with the approval of the MD
- C4.1.9 An independent MD shall be appointed to oversee each Home Countries Match. This person shall not be actively representing their home country at the time of the respective match
- C4.1.10 Each country shall nominate a non-shooting scorer to assist with the resolution of any contested scores/cards
- C4.1.11 The date and time for the prizegiving is dependent upon the location of the match, and is to be agreed by the MD and the competition organiser
- C4.1.12 Separate LBP and LBR Home Countries matches may also be shot. These will follow the conditions above except that they will be concurrent with the relevant individual events, i.e. the teams will not shoot shoulder-to-shoulder



NATIONAL RIFLE ASSOCIATION

Gallery Rifle National Open Championship

Saturday 30th – Sunday 31st August 2025



D - Standards & Records

D1 Phoenix Standards

25m Precision

	Gold	Silver	Bronze
0101	275	270	265
0102	296	293	289
0103	296	293	289
0104	295	290	285
0121	285	281	276
0122	285	280	275
0123	<i>- No standards awarded -</i>		
0141	137	130	120
0142	130	125	120

25m Precision Benched

	Gold	Silver	Bronze
0201	<i>New event – No standards yet</i>		
0202	<i>New event – No standards yet</i>		
0203	<i>New event – No standards yet</i>		
0204	<i>New event – No standards yet</i>		

50m Precision

	Gold	Silver	Bronze
0301	288	284	280
0302	275	270	265
0303	275	270	265
0304	270	265	260
0321	255	240	220
0322	225	215	210
0341	110	105	100
0342	110	100	90

50m Precision Benched

	Gold	Silver	Bronze
0401	<i>New event – No standards yet</i>		
0402	<i>New event – No standards yet</i>		
0403	<i>New event – No standards yet</i>		
0404	<i>New event – No standards yet</i>		

America Match

	Gold	Silver	Bronze
0501	282	275	270
0502	285	280	275
0503	285	280	275
0504	280	275	270
0521	265	255	245
0522	260	250	240

Timed & Precision 1

	Classification	Gold	Silver	Bronze
0701	X	300.16	300	299
0701	A	300	298	296
0701	B	298	295	292
0701	C	294	290	286
0701	D	285	282	278
0702	X	300.28	300.25	300.20
0702	A	300.24	300.21	300.18
0702	B	300.18	300.15	300
0702	C	299.18	299	298
0702	D	296	295	294
0703		300	299	298
0704		300.20	300	299
0721	X	300	299	298
0721	A	299	296	294
0721	B	294	290	288
0722	X	300	299	298
0722	A	298	295	293
0722	B	293	286	280
0723		290	285	280
0724		295	292	290
0725		295	292	290
0735		296	293	290
0736		297	295	293
0737		296	293	290
0742		290	285	280

Timed & Precision 2

	Classification	Gold	Silver	Bronze
0901	X	594	592	590
0901	A	587	580	570
0901	B	572	555	545
0902	X	596	594	592
0902	A	597	593	590
0902	B	587	580	570
0903		590	585	580
0904		580	575	570
0921	X	590	587	584
0921	A	587	575	560
0921	B	572	550	545
0922		565	550	540

T&P3

	Gold	Silver	Bronze
1021	246	244	242
1022	236	232	228

Multi-Target

	Classification	Gold	Silver	Bronze
1101	X	119	117	116
1101	A	117	115	112
1101	B	113	110	108
1101	C	106	104	100
1101	D	95	92	88
1102	X	120	119	118
1102	A	119	118	116
1102	B	117	116	114
1102	C	114	112	110
1102	D	108	104	100
1103		116	114	112
1104		116	114	112
1121	X	118	117	116
1121	A	116	112	109
1121	B	109	103	99
1122	X	116	114	112
1122	A	110	108	105
1122	B	101	99	95
1124		112	107	102
1125		112	107	102
1135		112	108	104
1136		112	108	104
1142		105	100	95

Phoenix A

	Classification	Gold	Silver	Bronze
1301	X	196	193	190
1301	A	189	185	180
1301	B	175	170	165
1302	X	199	198	197
1302	A	195	190	185
1302	B	188	183	180
1303		188	185	180
1304		188	185	180
1321	X	195	190	185
1321	A	189	185	180
1321	B	177	175	170
1322	X	185	180	175
1322	A	174	171	168
1322	B	163	155	150

Multi-Target 3

	Gold	Silver	Bronze
1401	220	215	212
1402	227	223	220
1403	227	223	220
1404	215	200	190
1421	220	210	200
1422	200	185	175

1500

	Classification	Gold	Silver	Bronze
1501	X	1488	1483	1478
1501	A	1484	1470	1460
1501	B	1471	1460	1450
1501	C	1458	1430	1415
1501	D	1414	1365	1355
1502	X	1496	1494	1492
1502	A	1494	1490	1488
1502	B	1489	1485	1480
1502	C	1480	1470	1460
1502	D	1465	1440	1430
1503		1490	1488	1485
1504		1480	1475	1470
1521	X	1490	1488	1486
1521	A	1480	1475	1460
1521	B	1450	1420	1400
1522	X	1485	1465	1460
1522	A	1445	1430	1420
1522	B	1400	1380	1360
1524		1445	1435	1425
1525		1445	1435	1425

1020

	Classification	Gold	Silver	Bronze
1601	X	1018	1017	1016
1601	A	1016	1014	1012
1601	B	1000	998	996
1602	X	1020	1019	1018
1602	A	1019	1018	1017
1602	B	1013	1011	1009
1603		1020	1016	1014
1604		1016	1014	1012
1621	X	1020	1016	1014
1621	A	1012	1008	1004
1621	B	998	994	990
1622	X	1010	1002	996
1622	A	1000	990	980
1622	B	970	960	950

Bianchi

	Classification	Gold	Silver	Bronze
1701	X	1900	1880	1860
1701	A	1836	1800	1780
1701	B	1701	1680	1660
1702	X	1915	1905	1896
1702	A	1890	1870	1850
1702	B	1855	1840	1820
1703		1860	1855	1850
1704		1840	1830	1820
1721	X	1905	1900	1895
1721	A	1895	1840	1830
1721	B	1750	1725	1700
1722	X	1900	1880	1860
1722	A	1825	1800	1775
1722	B	1750	1725	1700

WA 48

	Gold	Silver	Bronze
1821	480	478	475
1822	474	470	465

Advancing Target

	Classification	Gold	Silver	Bronze
1901	X	294	292	290
1901	A	289	286	284
1901	B	282	277	274
1901	C	269	268	264
1901	D	250	245	240
1902	X	180.20	180.10	179
1902	A	180	179	178
1902	B	178	176	175
1902	C	175	173	171
1902	D	169	166	162
1903		178	175	173
1904		178	175	173
1921	X	180	179	178
1921	A	177	174	170
1921	B	169	165	160
1922	X	179	178	177
1922	A	174	170	165
1922	B	163	160	156
1924		174	168	164
1925		174	172	170
1942		65	60	55

Advancing Target Benched

	Gold	Silver	Bronze
2001	<i>New event – No standards yet</i>		
2002	<i>New event – No standards yet</i>		
2003	<i>New event – No standards yet</i>		
2004	<i>New event – No standards yet</i>		

Speed Steels Challenge

	Gold	Silver	Bronze
2101	27s	29s	31s
2102	37s	39s	41s
2103	37s	39s	41s
2104	39s	41s	43s
2121	33s	36s	40s
2122	40s	43s	46s

The Grand

	Gold	Silver	Bronze
2901	830	750	700

NRA Embassy Cup

	Gold	Silver	Bronze
3335	116	114	112
3336	119	117	115

25m Classic Muzzle Loading

	Gold	Silver	Bronze
4143	95	91	87
4144	95	93	91
4145	85	83	80
4146	90	88	85

Granet

	Gold	Silver	Bronze
4301	300	299	297
4302	299	297	295
4303	295	290	285
4304	297	295	292

Imperial Silhouettes

	Gold	Silver	Bronze
4701	300.20	300	299
4702	298	296	294
4703	295	290	285
4704	295	293	290

Surrenden

	Gold	Silver	Bronze
4902	<i>Removed for 2025 due to changes to CoF</i>		
4903	<i>Removed for 2025 due to changes to CoF</i>		
4904	<i>Removed for 2025 due to changes to CoF</i>		

100 Yards

	Gold	Silver	Bronze
5142	27	24	20

100/200 Yards

	Gold	Silver	Bronze
5301	80	78	75
5321	88	82	78
5334	40	38	35
5342	38	35	30

200/300 Yards

	Gold	Silver	Bronze
5563	98	96	94
5565	96	93	90
5566	82	79	75

100/200/300 Yards

	Gold	Silver	Bronze
5702	105	100	95
5703	107	103	99
5704	94	88	80
5762	90	85	80
5767	95	90	85
5781	107	99	91
5782	90	85	80
5783	118	111	103
5785	145	141	136
5791	80	75	70
5792	136	130	125
5793	130	122	114

400/500/600 Yards

	Gold	Silver	Bronze
5968	144	142	140
5969	135	130	125
5981	130	125	120
5982	110	105	100
5983	145	135	130
5986	218	215	212
5987	125	120	115
5988	215	205	195
5991	130	125	120
5992	145	140	135
5993	148	146	144

800/900/1000 Yards

	Gold	Silver	Bronze
6168	141	139	135
6181	107	100	93
6182	100	97	90
6183	120	113	107
6186	220	215	210
6187	100	92	83
6188	210	200	190
6191	57	53	50
6192	120	113	107
6193	140	135	130

McQueen

	Classification	Gold	Silver	Bronze
6501	X	50.7	50.4	50
	A	50.6	50	49
	B	49	48	47
6507		50.5	50	49
6580		50.5	50.2	49
6590		50.5	50	48

NRA COMPETITIONS 2026

CSR League: 10 Jan SAW: 28 – 29 Mar
Historic SR: 7 Feb Smallbore LR: 29 Mar
CSR League: 8 Feb CSR League: 11 Apr
PRS Match: 1 Mar PRS Match: 18 Apr
CSR League: 7 Mar Phoenix: 21 – 24 May
TS Festival: 7 – 8 Mar Cottesloe Heath: 5 – 7 Jun
Inter-Counties Championship: 6 – 7 Jun

157TH IMPERIAL MEETING

Service Rifle: 13 – 24 Jun McQueen: 12 – 20 Jul
Adaptive Champs: 19 Jun Sporting Rifle: 12 – 22 Jul
CSR: 2 – 6 Jul CCF Schools: 14 – 17 Jul
F Class: 3 – 6 Jul GR&P: 17 – 20 Jul
Match Rifle: 11 – 17 Jul 300m Champs: 21 – 22 Jul
Historic Arms: 12 – 13 Jul Target Rifle: 17 – 26 Jul

F Class Euros: 3 – 8 Aug **F Class Worlds**: 10 – 16 Aug

Nationals: 19 – 21 Sep

Historic SR: 3 Oct Trafalgar: 17 – 18 Oct

CSR League: 4 Oct CSR League: 7 Nov

TS Festival: 3 – 4 Oct PRS Match: 8 Nov

Euros LR: 10 – 11 Oct CSR League: 6 Dec



D2 National & Phoenix Records

D2.1 Overview

D2.1.1 Two types of record are maintained:

- a. National Records [NR]: These are maintained only for the classified events. National records can be set at any fully or partially classified meeting in the United Kingdom
- b. Phoenix Records [PR]: These are maintained for all events shot at the annual Phoenix meeting. Phoenix Meeting Records are shown for all events, except where event conditions have changed in the current year

D2.2 Qualifying scores

D2.2.1 In order for records to be recognized, reports of the scores must be submitted to the classification organiser by the Chief Statistical Officer of the meeting in which they were fired

D2.2.2 Scores fired during re-entry events cannot be used to establish records

D2.2.3 Scores must be complete scores for an entire event. Practice, match or stage scores, or scores for only part of an event, will not be used for records

D2.2.4 Scores must be fired in accordance with the standard conditions for the event. Any score fired with any change in conditions, e.g. being coached as part of a team (see B4.2) or using an alternative position (see A3.5), will not be considered for records

D2.2.5 The first person to achieve a record score will have their name recorded. Following this a score must be beaten for a record to be updated. When a HPS is achieved all shooters who attain this score will be recorded

25m Precision (0101-42)

Record Score:	0101: 291.07	Frank Cullen, 2022	[PR]
	291.07	Frank Cullen, 2022	[NR]
	0102: 300.20	Flippie van Tonder, 2015	[PR]
	300.22	Keith Edwards, 2013	[NR]
	0103: 300.20	Colin Hudson, 2023	[PR]
	300.24	Colin Hudson, 2018	[NR]
	0104: 298.19	Martin Benton, 2013	[PR]
	299.14	Les Pearson, 2015	[NR]
	0121: 291.10	Jonnie Cormie, 2021	[PR]
	291.12	Steve Lane, 2022	[NR]
	0122: 296.12	Charles Sears, 2006	[PR]
	296.12	Charles Sears, 2006	[NR]
	0123: 284.05	Andrew McGee, 2023	[PR]
	0141: 145.03	David Erskine, 2012	[PR]
	0142: 140.00	D. Robinson, 2000	[PR]

50m Precision (0301-42)

Record Score:	0301: 296.14	Colin Hudson, 2023	[PR]
	297.14	Colin Hudson, 2017	[NR]
	0302: 291.08	Herb Teachy, 2010	[PR]
	291.08	Herb Teachy, 2010	[NR]
	0303: 291.07	Adam Chapman, 2023	[PR]
	293.10	Colin Hudson, 2018	[NR]
	0304: 280.04	Kjell Middleton, 2012	[PR]
	283.05	Gerry Betteridge, 2024	[NR]
	0321: 280.04	Mick Gault, 2007	[PR]
	280.04	Mick Gault, 2007	[NR]
	0322: 256.02	William Horne, 2006	[PR]
	266.04	Adam Chapman, 2015	[NR]
	0341: 128.00	Les Pearson, 2003	[PR]
	0342: 129.01	John Emmerson, 2002	[PR]

America Match (0501-22)

Record Score:	0501: 291.10	Derek Morris, 2021	[PR]
	296.09	Norman Veitch, 2015	[NR]
	0502: 293.13	Terry Fry, 2013	[PR]
	293.19	Peter Watts, 2009	[NR]
	0503: 289.15	Adam Chapman, 2015	[PR]
	296.10	Adam Chapman, 2015	[NR]
	0504: 282.10	Ian Grant, 2015	[PR]
	286.06	Alan Whittle, 2010	[NR]
	0521: 283.06	Steve Lane, 2024	[PR]
	289.07	Ryan Wiggins, 2021	[NR]
	0522: 269.02	Dave Berry, 2018	[PR]
	269.02	Dave Berry, 2018	[NR]

Timed & Precision 1 (0701-42)

Record Score:	0701: 300.23	John Robinson, 2014	[PR]
	300.25	Gwyn Roberts, 2007	[NR]
	0702: 300.29	Taff Wilcox, 2011	[PR]
	300.30	Gwyn Roberts, 2007; Dave Hackett, 2016; Mike Reynolds, 2024	[NR]
	0703: 300.29	Adam Chapman, 2016	[PR]
	300.29	Adam Chapman, 2016	[NR]
	0704: 300.25	Matt Peppitt, 2015	[PR]
	300.29	Matt Peppitt, 2016	[NR]
	0721: 300.19	David Gwalter, Marek Pawlik 2023	[PR]
	300.23	Peter Watts, 2018	[NR]
	0722: 300.18	William Horne, 2023	[PR]
	300.21	Marek Pawlik, 2019	[NR]
	0723: 298.14	Andre McGee, 2023	[PR]
	0724: 299.12	William Horne, 2018	[PR]
	300.19	Phil Cowling, 2016	[NR]
	0725: 300.17	William Horne 2018	[PR]
	300.17	William Horne 2018	[NR]
	0735: 300.20	Paul Stockill, 2014	[PR]
	0736: 300.17	John Chambers, 2016	[PR]
	0737: 300.23	James Wilson, 2017	[PR]
	0742: 299.08	Dave Berry, 2012	[PR]

Timed & Precision 2 (0901-22)

Record Score:	0901: 596.39	John Robinson, 2014	[PR]
	598.25	John Robinson, 2011	[NR]
	0902: 600.44	Gwyn Roberts, 2010	[PR]
	600.47	John Robinson, 2013	[NR]
	0903: 595.29	Terry Fry, 2014	[PR]
	596.27	Richard Sutcliffe, 2012	[NR]
	0904: 595.22	Meik Waldvogt, 2024	[PR]
	595.32	John Robinson, 2021	[NR]
	0921: 597.34	John Robinson, 2016	[PR]
	599.34	John Robinson, 2017	[NR]
	0922: 590.27	Layne Chisholm, 2006	[PR]
	595.32	John Robinson, 2018	[NR]

Timed & Precision 3 (1021-22)

Record Score:	1021: 248.00	Ian Archer, 2024	[PR]
	249.00	Clive Ferguson, 2014	[NR]
	1022: 239.00	Paul Lacey, 2021	[PR]
	245.00	Peter Watts, 2008	[NR]

Multi-Target (1101-42)

Record Score:	1101: 120.19	Jonny Cormie, 2016	[PR]
	120.19	Jonny Cormie, 2016	[NR]
	1102: 120.23	Daniel Eggers, 2024	[PR]
	120.23	Daniel Eggers, 2024	[NR]
	1103: 118.16	Dale Foster, 2018	[PR]
	120.21	Norman Veitch, 2015	[NR]
	1104: 119.18	Peter Watts, 2024	[PR]
	120.17	Peter Watts, 2014	[NR]
	1121: 119.11	Steve Lane, 2024	[PR]
	120.16	Steve Lane, 2020	[NR]
	1122: 117.00	Phil Cowling, 2005	[PR]
	118.13	Greg Rastall, 2012	[NR]
	1124: 117.13	William Horne, 2016	[PR]
	117.13	William Horne, 2016	[NR]
	1125: 116.11	Phil Cowling, 2015	[PR]
	118.15	Phil Cowling, 2016	[NR]
	1135: 115.10	Rob Sanders, 2021	[PR]
	1136: 118.15	Adam Chapman, 2021	[PR]
	1142: 111.09	Dave Berry, 2017	[PR]

Phoenix A (1301-22)

Record Score:	1301: 197.28	John Robinson, 2010	[PR]
	200.24	Norman Veitch, 2017	[NR]
	1302: 200.35	Gwyn Roberts, 2016	[PR]
	200.35	Gwyn Roberts, 2016	[NR]
	1303: 199.17	Steve Lamb, 2012	[PR]
	199.29	Norman Veitch, 2016	[NR]
	1304: 195.18	Keith Kilvington, 2021	[PR]
	197.23	Keith Kilvington, 2019	[NR]
	1321: 196.24	Steve Lane, 2019	[PR]
	197.25	Lee Townsend, 2024	[NR]
	1322: 189.00	Graham Trimmer, 2009	[PR]
	189.11	Dave Green, 2014	[NR]

Multi-Target 3 (1401-22)

Record Score:	1401: 227.17	Jake Mossom, 2024	[PR]
	1402: 232.24	Peter Watts, 2015	[PR]
	1403: 227.21	Dale Foster, 2018	[PR]
	1404: 224.15	Keith Kilvington, 2023	[PR]
	1421: 220.20	Clive Ferguson, 2012	[PR]
	1422: 200.11	Peter Watts, 2012	[PR]

The 1500 (1501-25)

Record Score:	1501: 1493.111	John Robinson, 2004	[PR]
	1496.128	John Robinson, 2005	[NR]
	1502: 1500.122	Gwyn Roberts, 2011	[PR]
	1500.129	Gwyn Roberts, 2003	[NR]
	1503: 1496.115	John Robinson, 2017	[PR]
	1497.125	Richard Sutcliffe, 2016	[NR]
	1504: 1493.107	Rob Wheeler, 2022	[PR]
	1493.107	Rob Wheeler, 2022	[NR]
	1521: 1497.113	John Robinson, 2018	[PR]
	1497.113	John Robinson, 2018	[NR]
	1522: 1490.102	John Robinson, 2018	[PR]
	1492.103	John Robinson, 2019	[NR]
	1524: 1467.62	John Robinson, 2024	[PR]
	1477.69	John Robinson, 2021	[NR]
	1525: 1464.71	John Robinson, 2021	[PR]
	1478.73	John Robinson, 2024	[NR]

The 1020 (1601-22)

Record Score:	1601: 1020.81	Daniel Blagojevic, 2022	[PR]
	1020.85	Rob Wheeler, 2024	[NR]
	1602: 1020.89	John Robinson, 2021	[NR]
	1020.92	Norman Veitch, 2018	[NR]
	1603: 1019.89	Richard Sutcliffe, 2016	[PR]
	1020.95	Norman Veitch, 2016	[NR]
	1604: 1019.82	Keith Kilvington, 2023	[PR]
	1020.91	John Robinson, 2021	[NR]
	1621: 1019.85	David Gwalter, 2024	[PR]
	1020.91	David Gwalter, 2023	[NR]
	1622: 1005.61	Phil Cowling, 2017	[PR]
	1017.56	Phil Cowling, 2015	[NR]

Bianchi (1701-22)

Record Score:	1701: 1918.155	Gwyn Roberts, 2009	[PR]
	1918.155	Gwyn Roberts, 2009	[NR]
	1702: 1920.165	Chris West, 2012	[PR]
	1920.165	Chris West, 2012	[NR]
	1703: 1913.167	Chris West, 2012	[PR]
	1916.168	Paul Hunter, 2010	[NR]
	1704: 1877.122	Keith Kilvington, 2024	[PR]
	1912.151	Chris West, 2024	[NR]
	1721: 1918.159	Layne Chisholm, 2011	[PR]
	1920.163	Gwyn Roberts, 2013	[NR]
	1722: 1911.000	Mel Beard, 2007	[PR]
	1918.153	Gwyn Roberts, 2013	[NR]

WA 48 (1821-22)

Record Score:	1821: 480.38	Neil Francis, 2021	[PR]
	480.45	Steve Lane, 2021	[NR]
	1822: 476.28	Phil Cowling, 2018	[PR]
	479.27	Paul Lacey, 2019	[NR]

Advancing Target (1901-42)

Record Score:	1901: 297.00	John Robinson, 2007	[PR]
	298.40	Gary Bowden, 2021	[NR]
	1902: 180.34	David Guest, 2015	[PR]
	180.34	David Guest, 2015	[NR]
	1903: 180.31	David Owens, 2014	[PR]
	180.31	David Owens, 2014	[NR]
	1904: 180.31	Keith Kilvington, 2023	[PR]
	180.31	Keith Kilvington, 2023	[NR]
	1921: 180.31	David Gwalter, 2024	[PR]
	180.31	David Gwalter, 2024	[NR]
	1922: 180.25	Morné van Dalen, 2012	[PR]
	180.25	Morné van Dalen, 2012	[NR]
	1924: 179.17	Phil Cowling, 2016	[PR]
	179.21	Phil Cowling, 2015	[NR]
	1925: 179.27	William Horne, 2015	[PR]
	179.27	William Horne, 2015	[NR]
	1942: 71.07	Dave Berry, 2016	[PR]

25m Timed (2301-42)

Record Score:	2301: 272.06	Glenn Gordon, 2011	[PR]
	2342: 143.00	James West, 2004	[PR]

NRA Rapid Fire (2601-42)

Record Score:	2621: 288.06	Steve Lane, 2021	[PR]
	291.12	Steve Lane, 2019	[NR]
	2622: 222.01	David Fergusson, 2019	[PR]
	256.02	Glenn Gordon, 2019	[NR]

The Grand (2901)

Record Score:	2901: 861.04	Chris West, 2024	[PR]
----------------------	---------------------	------------------	------

NRA Embassy Cup (3335-36)

Record Score:	3335: 120	Glenn Isaacs, 2024	[PR]
	3336: 120	John Chambers, 2014; David Pollock, 2016	[PR]

Metallic Silhouettes (3901)

Record Score:	3901: 28	Andrew Spong, 2008	[PR]
----------------------	-----------------	--------------------	------

25m Classic (4143-46)

Record Score:	4143: 96	R Everit, 2000	[PR]
	4144: 98	John Emmerson, 2013	[PR]
	4145: 94	Nick Harvey, 2004	[PR]
	4146: 97	Nick Harvey, 2004	[PR]

The Granet (4301-04)

Record Score:	4301: 300.25	Jonnie Cormie, 2023	[PR]
	4302: 300.22	Lee Townsend, 2021	[PR]
	4303: 299.21	Adam Chapman 2017	[PR]
	4304: 299.15	Keith Kilvington, 2023	[PR]

Imperial Silhouettes (4701-04)

Record Score:	4701: 300.28	Jonny Cormie, 2016	[PR]
	4702: 300.19	Steve Lamb, 2011	[PR]
	4703: 298.19	Adam Chapman, 2016	[PR]
	4704: 300.18	Keith Kilvington, 2023	[PR]

Surrenden (4902-04)

Record Score: **4902:** *No Records: New Course of Fire for 2025*
4903: *No Records: New Course of Fire for 2025*
4904: *No Records: New Course of Fire for 2025*

100 yds (5134-42)

Record Score: **5134:** 35.01 Glenn Isaacs, 2021 [PR]
5142: 38.00 Mark Luther, 2021 [PR]

100/200 yds (5301-42)

Record Score: **5301:** 89.04 Colin Hudson, 2016 [PR]
5321: 100.09 Phil Milnes, 2023 [PR]
5342: 50.00 Granville Thomas, 2016 [PR]

200/300 yds (5563-66)

Record Score: **5563:** 100.14 Peter Collins, 2016 [PR]
5565: 97.06 Paul Griffiths, 2018 [PR]
5566: 89.03 Paul Griffiths, 2016 [PR]

100/200/300 yds (5685)

Record Score: **5685:** 291.00 Barend Verster, 2018 [PR]

100/200/300 yds (5702-93)

Record Score: **5702:** 117.04 Dave Holt, 2017 [PR]
5703: 131.06 Colin Hudson, 2017 [PR]
5704: 95.01 Julie Robinshaw, 2018 [PR]
5762: 96.01 Mark Luther, 2017 [PR]
5767: 111.03 Paul Griffiths, 2016 [PR]
5781: 128.05 Bill Ellis, 2017 [PR]
5782: 105.02 Colin Hudson, 2017 [PR]
5783: 160.06 Steven Voak, 2016 [PR]
5785: 148.17 Myles Robinson, 2018 [PR]
5791: 133.11 Bill Ellis, 2021 [PR]
5792: 139.07 Bill Ellis, 2017 [PR]
5793: 135.09 Lisa Bagley, 2017 [PR]

400/500/600 yds (5968-93)

Record Score:	5968: 150.22	Peter Collins, 2014	[PR]
	5969: 140.10	Philip Milnes, 2018	[PR]
	5981: 136.06	Bill Ellis, 2017	[PR]
	5982: 129.06	Mark Silver, 2017	[PR]
	5983: 149.16	Bruce Ellis, 2017	[PR]
	5986: 224.28	Patrick Allen, 2021	[PR]
	5987: 135.07	Michael Haselgrove, 2021	[PR]
	5988: 221.14	Simon Gambling, 2021	[PR]
	5991: 139.10	Bruce Ellis, 2016	[PR]
	5992: 148.16	John Chambers, 2017	[PR]
	5993: 150.28	David Green, 2024	[PR]

800/900/1000 yds (6168-93)

Record Score:	6168: 145.19	Bob Harris, 2023	[PR]
	6181: 110.03	James Gray, 2024	[PR]
	6182: 129.05	Peter Bysse, 2023	[PR]
	6183: 122.03	Pouw Jongbloed, 2024	[PR]
	6186: 221.18	Mandy Kelders, 2024	[PR]
	6187: 120.04	Mark Silver, 2016	[PR]
	6188: 225.33	Asad Wahid, 2018	[PR]
	6191: 117.05	Michael Tadman, 2023	[PR]
	6192: 105.01	Michael Meredith, 2023	[PR]
	6193: 149.21	Mitchell Annan, 2023	[PR]

200 Yards (6301-04)

Record Score:	6301: 150.0	Brian Reacher, 2018	[NR]
	6302: 132.0	Peter Lomas, 2017	[NR]
	6303: 132.0	Peter Lomas, 2018	[NR]
	6304: 96.0	Neil Francis, 2023	[NR]

McQueen (6501, 6507, 6580, 6590)

Record Score:	6501: 50.10	Dave McGill, 2021	[PR]
	50.10	Dave McGill; Nigel Jackson, 2022	[NR]
	6507: 50.09	Charles Lewis, 2023	[PR]
	50.09	Nigel Jackson, 2021	[NR]
	6580: 50.08	Dave McGill, Stuart Doyle, 2016;	[PR]
	6590: 50.06	Peter Radcliffe; David Nash, 2018	[PR]

VORTEX

VORTEX[®]



WWW.VORTEXOPTICS.COM

Proud Sponsors of the
Phoenix Meeting 2025

BROWNELLS®

www.brownells.co.uk

Brownells UK is the UK's largest online store for reloading and shooting supplies.

With access to Brownells USA exclusives and our own Central European Warehouse with over 900 manufacturers, new products arrive every week. No matter what you require there is a good chance that we will be able to provide it for you. We stock a huge range of parts to ensure your firearm is well-maintained and accessorised both at competition level or for hunting.

Benefit from great customer service and a helpful UK based team. To find out more why not sign up for our newsletter at:
www.brownells.co.uk

SERIOUS | **SINCE**
ABOUT FIREARMS | **1939**

