



NATIONAL RIFLE ASSOCIATION



Gallery Rifle & Pistol Handbook 2021

Also including match conditions for
CSR, Fullbore and TS events

LEG DAY. ARM DAY.

RANGE DAY. REPEAT.



»THE NEW
Trijicon Credo®

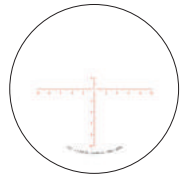
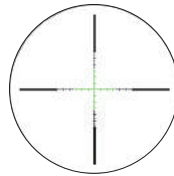
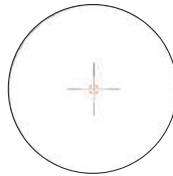


»THE NEW
Trijicon Tenmile®



Trijicon
SRO®

Every Trijicon® riflescope follows in the footsteps of our most proven, battle-tested products. Otherwise, it wouldn't be a Trijicon riflescope. Expect absolute precision, brilliant clarity in any lighting condition, and extreme durability that lets you improve every day.



*Reticle examples for Credo and Tenmile shown here. Reticles not shown to scale.
For a complete list of available reticles, please visit trijicon.com.*



Brilliant Aiming Solutions™

BEECHWOOD
EQUIPMENT

01932 781891
sales@beechwoodsport.com
www.beechwoodsport.com

The Gallery Rifle & Pistol Handbook



NATIONAL RIFLE ASSOCIATION

Volume 4 of the NRA Handbook

2021 Edition

This Handbook is issued by, and the Rules, Regulations and Conditions are made by, order of the Council and approved on 5 February 2021

Adopted for International competition by the International Gallery Rifle Federation (IGRF)
© National Rifle Association of the United Kingdom

Contents

2021 Edition Edits	7
Advertisers 2021	9
Introduction	11
A Rules	
A1 General	12
A1.1 Purpose	12
A2 Definitions of Firearms and Ammunition	12
A2.1 General	12
A2.2 Gallery Rifle Centrefire (GRCF)	12
A2.3 Gallery Rifle Smallbore (GRSB)	13
A2.4 Long Barrelled Pistol (LBP)	13
A2.5 Long Barrelled Revolver (LBR)	13
A2.6 Service Rifle	14
A2.7 Target Shotgun	17
A2.8 Ammunition	17
A3 Conduct of Shooting	18
A3.1 Photography	18
A3.2 Safety	18
A3.3 Clothing and Equipment	20
A3.4 Range Procedures	21
A3.5 Disabled / Handicapped Competitors	23
A3.6 Malfunctions and Reshoots	23
A3.7 Penalties	25
A4 Discipline	25
A4.1 Aliases	25
A4.2 Score and classification falsification	25
A4.3 Cross fires and excess hits	25
A4.4 Bribery	25
A4.5 Disorderly conduct	25
A4.6 Wilful destruction of range equipment	25
A4.7 Chronographing	24
A4.8 Refusal to obey	26
A4.9 Evasion of rules	26
A4.10 Self-discipline	26
A4.11 Safety violations	26
A4.12 Loud or abusive language	27
A4.13 Sanctions	27
A4.14 Disqualification	27
A4.15 Expulsion	27

B	General Information	
B1	General	28
	B1.1 Bisley Camp Information	28
	B1.2 Purpose	30
B2	Officials	30
	B2.1 Duty to competitors	30
	B2.2 Meeting Director	30
	B2.3 Chief Range Officer (CRO)	30
	B2.4 Range Officer (RO)	31
	B2.5 Chief Statistical Officer (Chief Stats)	31
B3	Competitor Duties	31
	B3.1 Discipline	31
	B3.2 Knowledge of meeting conditions	31
	B3.3 Competitors will score	32
	B3.4 Reporting at firing point	32
	B3.5 Timing	32
	B3.6 Delaying an event	32
	B3.7 Loading	32
	B3.8 Leaving the firing point	32
	B3.9 Re-Entries	33
B4	Teams	33
	B4.1 Team representation	33
	B4.2 Coaching in team events	33
B5	Range Commands	33
	B5.1 Firing line commands	33
	B5.2 Repeating commands	34
B6	Positions	34
	B6.1 Ready position	34
	B6.2 Moving between positions	35
	B6.3 Prone	35
	B6.4 Sitting	35
	B6.5 Kneeling	35
	B6.6 Standing unsupported	36
	B6.7 Foot Fault Lines	36
	B6.8 Using a barricade	36
	B6.9 Seated Supported	37
	B6.10 Alternative Positions	37
B7	Firearm and Ammunition Malfunctions	37

B8	Scoring	37
B8.1	When to score	37
B8.2	Who can score	37
B8.3	Where to score	37
B8.4	How to score	38
B8.5	Gauging	38
B8.6	Early / late shots	38
B8.7	Too many / too few shots	38
B8.8	Scorer's duties	39
B8.9	Competitor's duties	39
B8.10	Scorecards	41
B9	Ties	41
B9.1	Individual events	41
B9.2	Team events	41
B10	Challenges and Protests	41
B10.1	Challenges	41
B10.2	Jury	42
B10.3	Protests	42
B10.4	Challenges and protests in team events	42
B11	Results	42
B11.1	Posting results	42
B11.2	Correction of result errors	42
B11.3	Changing final results	42
B11.4	Prizes and Trophies	43
B11.5	Retention of records	43
B12	Classifications	43
B12.1	Classifications	43
B12.2	Classified event	43
B12.3	Competing in a higher class	44
B12.4	Appeals	44
B13	Range Standards	44
B13.1	Firing line	44
B13.2	Firing point	44
B13.3	Shelter	44
B13.4	Illumination	44
B13.5	Target numbers	44
B13.6	Event specific range equipment	44

C	Event Conditions	
C1	General	46
C1.1	Purpose	46
C1.2	Event Numbering	46
C1.3	Targets	48
C1.4	Event Conditions	52
	25m Precision	52
	25m Precision Muzzle Loading	53
	50m Precision	54
	50m Precision Muzzle Loading	55
	America Match	56
	Timed & Precision 1	58
	Timed & Precision 1 Air Pistol	60
	Timed & Precision 1 Shotgun	61
	Timed & Precision 1 Shotgun Classic	62
	Timed & Precision 1 Muzzle Loading	63
	Timed & Precision 2	64
	Timed & Precision 3	68
	Multi-Target	72
	Multi-Target Shotgun	74
	Multi-Target Muzzle Loading Revolver	76
	Phoenix A	77
	Multi-Target 3	80
	1500	82
	1020	86
	Bianchi	90
	WA48	97
	Advancing Target	100
	Advancing Target Muzzle Loading Revolver	101
	Speed Steels Challenge	102
	25m Timed	103
	25m Timed Muzzle Loading Revolver	104
	Sport Pistol	105
	NRA Rapid Fire Pistol	106
	Standard Pistol	107
	The Grand	108
	NRA Embassy Cup	110
	Service Match	112
	Man v Man	114
	Metallic Silhouettes	116
	25m Classic Muzzle Loading	117
	Granet	118
	Imperial Silhouettes	119
	Surrenden	120

	100 Yards Muzzle Loading	121
	100 Yards Shotgun	121
	100/200 Yards	122
	100/200 Yards Muzzle Loading	122
	200/300 Yards	123
	IGRF Limited Bolt Action Rifle (B)	124
	Sporting Statics	125
	100/200/300 Yards	126
	100/200/300 Yards Sporting	128
	400/500/600 Yards	130
	400/500/600 Yards F Class	131
	400/500/600 Yards Black Powder	132
	800/900/1000 Yards	133
	800/900/1000 Yards F Class	134
	800/900/1000 Yards Black Powder	136
	200 Yards	137
	Mini McQueen	138
	McQueen	139
C2	Phoenix Meeting	141
C2.1	International & Club Teams	142
C2.2	Phoenix International	142
C2.3	Prizes, Trophies and Grand Master Medals	142
C3	Gallery Rifle National Open Championships	143
C3.1	Home Countries Match	144
C4	Imperial Meeting	145
C4.1	Firearms & Sights	146
C4.2	Competitions	146
C4.3	Malfunctions	147
C4.4	Prizes	148
C4.5	Imperial Event Conditions	149
D	Standards & Records	
D1	National & Phoenix Standards	166
D2	National & Phoenix Records	175

2021 Handbook Edits

Changes from the 2020 edition affecting the content or applicability of rules are sidelined and outlined below. Indexing changes and changes to correct typographical, grammatical and layout errors are not marked

A3.2.4	Further clarity added on pre-charging of magazine and speedloaders
A3.2.6	Reinforced that all movement around a range must be with an unloaded firearm
A3.2.8	Firearm clearing procedure has been specified for each firearm type
A3.2.9	Added section regarding grounding of firearms during a course of fire
A3.2.10	The use of holsters for LBP and LBRs has been updated
A3.5	New subsection devoted to Disabled/ Handicapped competitors
B2.3.2	Added desirability for CROs to have formal training for their role
B3.7.2	Clarity added on reloading during a target exposure
B4.2.2	Clarity on record scores when part of a team
B6.1	Updates to ready positions for all firearms (para B6.1.1-3)
B6.7	Clarity added for foot fault lines
B6.10	Alternative positions section added
B11.4.3	Section added to clarify the awarding of trophies for Classified events
B12.5	Team classification section removed
C3.1.12	Formalisation of LBP and LBR matches
D2	Update to Phoenix and National Records

Event Condition Changes

Timed & Precision 2	Update to Ready Position and Range Commands
Timed & Precision 3	Update to Ready Position and Range Commands
Multi-Target	Scoring note added, and tie break rules amended
Multi-Target TS	Update to Ties
Multi-Target ML	Range commands, Notes, Ties and Procedural penalties added
Phoenix A	Update to Ready Position, and Practice distances corrected
1500	Update to Ready Position and Range Commands
1020	Update to Ready Position and Range Commands, and LBR & LBP positions corrected
Bianchi	Update to Ready Position
WA48	Update to Ready Position and Range Commands
Speed Steels	Update to targetry and Range Commands
NRA Embassy Cup	Range Commands, Loading, Ties and Procedural Penalties added
Service Match	New Event added to Handbook
100 Yards Shotgun	Update to sighting shots, Range Commands, Loading, Notes and Procedural Penalties
100/200 Yards	Update to sighting shots
100/200 Yards ML	Update to sighting shots
200/300 Yards	Update to sighting shots
100/200/300 Yards	Update to sighting shots
100/200/300 Yards SP	Update to sighting shots
200 Yards	Update to sighting shots
400/500/600 Yards	Update to sighting shots
400/500/600 Yards BP	Update to sighting and fouling shots
800/900/1000 Yards	Update to sighting shots, shots to count and time allowance
800/900/1000 Yards F	Update to time allowance
800/900/1000 Yards BP	Update to sighting shots, fouling shots and time allowance



BROWNELLS®

Serious About Firearms Since 1939™



Phoenix Meeting 2021

Friday 28th – Sunday 30th May

A truly diverse Meeting with Competitions for:

Civilian Service Rifle, F Class, Gallery Rifle & Pistol,
McQueen, Muzzle Loading, Sporting Rifle and Target Shotgun

- Competitions -

25m Classic
25m Precision
25m Timed
50m Precision
1020
1500
100/200/300 Yards
400/500/600 Yards
800/900/1000 Yards
Advancing Target
America Match

Bianchi
Embassy Cup
Grand
Granet
IGRF Limited Bolt Action
Imperial Silhouettes
McQueen
Mini McQueen
Multi-Target

Multi-Target 3
Phoenix A
Practical Pistol Match
Rapid Fire Pistol
Speed Steel Challenge
Sporting Statics
Surrenden
Timed & Precision 1
Timed & Precision 2
Timed & Precision 3
WA48



*Phoenix Grand Master Medal awarded to individuals scoring
more than 20 Points during the Meeting*



We are delighted that Brownells UK Ltd are generously continuing lead sponsorship of the Phoenix Meeting for 2021

Brownells UK have shown commitment and support of this Meeting and the shooting community for many years

For over 75 years they have been providing quality gunsmithing tools, gun parts and service to the firearms industry and can supply over 90,000 products

Gavin Mair, Managing Director, said: *"We are delighted to be a sponsor of the Phoenix Meeting. As one of the key events in the shooting calendar we are excited to support the promotion of our chosen diverse sport. There really is something for everyone."*

We extend our sincere thanks to Gavin, Victoria and the team at Brownells UK for their commitment to the sport and our shooters

Advertisers 2021

The NRA and Gallery Rifle community would like to thank all our advertisers and sponsors. This support adds value to our shooting community, the Handbook and the Phoenix Meeting

Please refer to this Handbook when you make contact with any of our sponsors or advertisers as their interest in the discipline and sport is appreciated

AB Electrical Services
Beechwood Sport
Brownells UK
Country Sports Wholesale
Diverse Trading
Edgar Brothers
GR&P Competition Calendar
GR&P Imperial 2021
HPS
Kongsberg Target Systems

LEI
Low Mill Ranges
Sheerspire (Deleading)
Sykes / McQueen Targets
Southern Gun Company
Talking Headsets Ltd
T & D Rifle Ranges
Vortex Optics
Woking Print

The Gallery Rifle and Pistol Competition Calendar for 2021

24-25 Apr: Budleigh Farm Speed Steel Challenge - Budleigh Farm Target Shooting Club

30 Apr-2 May: Basildon 1500 Open

2 May: ~~The Mattersey Open - Mattersey RPC~~

15-16 May: ~~JSPC Spring Open Championships - Galashiels~~

28-30 May: The Phoenix - Bisley

31 May: ~~The IGRF International 1500 Phoenix Match - Bisley~~

11-13 June: The 141st Aberdeen Wapinschaw - Aberdeen

25-27 Jun: The Derby Open - Derby RPC

2-4 Jul: The NASRPC Irish Open and IGRF Gallery Rifle Open - Bracken Shooting Club, NI

10-11 Jul: Scottish Open (shorts) Gallery Rifle Championships - Galashiels

10-11 Jul: The NRA Imperial Historic Arms Meeting (IHAM) - Bisley

14-18 Jul: The NRA Imperial Gallery Rifle & Pistol Meeting - Melville Ranges, Bisley

6-8 Aug: The Welsh Gallery Rifle Open - Haverfordwest

21 Aug: FDPC Rimfire Festival

4-5 Sep: The GR National OPEN Championships - Bisley

14-16 Sep: The Police Sport UK Open Meeting @ Bisley

18-19 Sep: JSPC Autumn 2020 Open Championships - Galashiels

25 Sep: The SLG Bisley 1500 and Shorts Open - Bisley

2-3 Oct: Budleigh Farm Rimfire Festival - Budleigh Farm Target Shooting Club

2 Oct: The County of Lancaster LSR (GRSB) Open - Burnley Rifle Club

16-17 Oct: The Trafalgar Meeting - Bisley

23-24 Oct: Autumn Action Weekend - Bisley

6-7 Nov: The CRC Winter Action Weekend - Chelmsford RPC

12-14 Nov: The IGRF and German Open GR Championships - Leitmar Ranges, Germany

Introduction

The governing body for Gallery Rifle (GR) shooting in the UK is the National Rifle Association (NRA). The NRA is also the governing body for Long Barrelled Revolver (LBR) and Long Barrelled Pistol (LBP) shooting (as defined in this Handbook). The discipline under which these three types of firearm are encompassed is defined by the NRA as “Gallery Rifle and Pistol (GR&P)”

This Handbook, produced under the auspices of the NRA, contains four Sections:

A. Rules: These Rules always apply to GR&P shooting conducted under NRA auspices

B. General Information: This section describes the conditions which apply to all GR&P shooting unless any of these conditions are over-ridden by range specific, meeting-specific or event-specific conditions

C. Event Conditions: The GR&P event numbering scheme is explained in this section, which also describes the courses of fire for all GR&P events shot at national level within the UK

D. Standards & Records

The Handbook will be reviewed and re-released annually in order to address any issues which have arisen during the year. However, if a particularly significant issue is identified then the Handbook may be updated at any time. The most up-to-date version of the Handbook will always be available in various formats for download from the Galleryrifle (www.galleryrifle.com) or NRA (www.nra.org.uk) websites

All GR&P meeting organisers, range crew, and competitors should be familiar with the contents of this Handbook

Copies of the Handbook should be readily available to competitors and support staff at all GR&P meetings

Any questions or comments on the Handbook should be directed to the NRA’s GR&P Discipline Representative by e-mail (gallery@nra.org.uk) via the NRA or Galleryrifle Facebook pages or groups, or by post through the NRA offices: Bisley, Brookwood, Surrey, GU24 0PB



A - Rules

A1 General

A1.1 Purpose

- A1.1.1 The Rules defined in this Section apply to all use of Gallery Rifles and Pistols under NRA auspices and will be strictly enforced at all GR&P meetings. Any breach will be dealt with under the disciplinary arrangements specified in this Handbook – though these may be superseded by the conditions of the individual match and/or meeting in which the breach occurs. Any competitor witnessing a breach of these rules is required to bring the matter to the attention of a meeting official immediately

A2 Definition of Firearms and Ammunition

A2.1 General

- A2.1.1 Firearms that conform to the definitions and dimensions set out in Section 1, Firearms Act 1968 (as amended) are generally eligible subject to special conditions set out below. They fall into the categories described and will compete in separate events

A2.2 Gallery Rifle Centrefire (GRCF)

- A2.2.1 Gallery Rifles in a centrefire calibre are divided into three types as follows:
GRCF Standard: a lever action rifle with an integral tube magazine
GRCF Open: any other Gallery Rifle of different design
GRCF Classic: any Gallery Rifle which complies with the Classics Discipline definitions of eligibility for the Imperial Historic Arms and Trafalgar Meetings. The 'Spirit of the Original' must endure. This means no contemporary telescopic sights, no high visibility red / green foresight elements, no dropped butt plates, no raised cheekpieces and no fore end hand hold / palm rest additions or similar. The onus is on the shooter to prove that any modification to a standard is 'in the spirit of the original' e.g. by reference to a publication or catalogue of the period
- A2.2.2 All GRCF must comply with the following:
- a. **Calibre:** Any centrefire calibre. The muzzle velocity must not exceed 2150 f/sec and the muzzle energy must not exceed 1496 f. lbs. "Downloaded" fullbore rifle ammunition is not permitted
 - b. **Trigger Weight:** No minimum permitted trigger weight, but the trigger must be safe in the judgement of the Chief Range Officer (CRO)
 - c. **Slings:** The use of slings is prohibited
 - d. **Sights:** Two types of sights are permitted:
 - i. **Iron:** Iron sights which may include sights of any colour
 - ii. **Optical:** Optical sights may include telescopic and 'red dot' sights but not lasers which project onto the target itself

A2.3 Gallery Rifle Smallbore (GRSB)

- A2.3.1 Any Gallery Rifle in .22" rimfire may be used. The standard for GRSB is a self-loading rifle with a detachable magazine. Other designs are permitted. All GRSB must comply with the following:
- a. Calibre:** .22" rimfire only
 - b. Trigger Weight:** No minimum permitted trigger weight, but the trigger must be safe in the judgement of the CRO
 - c. Slings:** The use of slings is prohibited
 - d. Sights:** Two types of sights are permitted:
 - i. Iron:** Iron sights which may include sights of any colour
 - ii. Optical:** Optical sights may include telescopic and 'red dot' sights but not lasers which project onto the target itself

A2.4 Long Barrelled Pistol (LBP)

- A2.4.1 This category covers all .22" rimfire Long Barrelled Pistols. It includes revolvers and self-loading guns. It also includes single-shot pistols, though these are only likely to be practical in the precision events (numbers 01 and 03 – see Section C). All LBPs must comply with the following criteria:
- a. Calibre:** .22" rimfire only
 - b. Trigger Weight:** No minimum permitted trigger weight, but the trigger but must be safe in the judgement of the CRO
 - c. Sights:** Two types of sights are permitted:
 - i. Iron:** Iron sights which may include sights of any colour
 - ii. Optical:** Optical sights may include telescopic and 'red dot' sights but not lasers which project onto the target itself
- A2.4.2 LBPs capable of being fitted with a shoulder stock may be used provided that the shoulder stock is not attached. An extension rod, if fitted, may only make contact with the body on the hand, or the arm up to the elbow

A2.5 Long Barrelled Revolver (LBR)

- A2.5.1 Any Long Barrelled Revolver in a centrefire pistol calibre may be used in this category. All LBRs must comply with the following criteria:
- a. Calibre:** Any calibre
 - b. Trigger Weight:** No minimum permitted trigger weight but must be safe in the judgement of the CRO
 - c. Sights:** Two types of sights are permitted:
 - i. Iron:** Iron sights which may include sights of any colour
 - ii. Optical:** Optical sights may include telescopic and 'red dot' sights but not lasers which project onto the target itself
- A2.5.2 LBRs capable of being fitted with a shoulder stock may be used provided that the shoulder stock is not attached. An extension rod, if fitted, may only make contact with the body on the hand, or the arm up to the elbow
- A2.5.3 **Double-action:** Double-action firing is accomplished by pulling the trigger of a revolver through with one motion to raise the hammer and let it fall without otherwise cocking the gun. When double-action is specified in the event conditions it must be used

- A2.5.4 **Single-action:** Single-action firing is accomplished by cocking the hammer of a revolver before each shot is fired. The gun may be cocked with either hand. Single-action may be used when it is specified in the event conditions or when no particular action is specified. Double-action can be used instead of single-action at the shooter's discretion

A2.6 Service Rifle

- A2.6.1 The rules for Civilian Service Rifle are defined in the NRA Civilian Service Rifle Handbook and duplicated here for ease of reference. In the event of any discrepancy between Civilian Service Rifle rules appearing in the GR&P Handbook and the CSR Handbook, the CSR Handbook takes precedence

SR (a) – Service Rifle Class A

- a. A service rifle as issued by any government and used without any unauthorized alterations or additions
- b. **Sling:** a sling corresponding to as issued 1937 pattern is permitted, attached to the rifle in two points in the regulation manner. The sling may be used for steadying the rifle and may be placed round one arm and/or wrist but not round any other part of the body
- c. **Gloves:** no padded shooting gloves are allowed
- d. **Shooting jackets:** may be worn so long as they are not done up and not attached to any sling
- e. **Backsight:** a backsight as issued must be used. The wind-gauge if any must be set centrally
- f. **Foresight:** a blade foresight, which may be undercut
- g. **Wind:** must be allowed for by aiming off
- h. **Sights:** may be blackened, but nothing may be affixed for shading them
- i. **Trigger pull:** minimum of 5lbs
- j. **Magazines:** magazines or clips may only be charged with a maximum of five rounds

A2.6.2 SR (b) – Service Rifle Class b

- a. Any rifle as defined for SR (A) except that:
 - i. The sling must be attached to the rifle at no more than two points; it must not exceed 2 inches in width or ¼ inch in thickness
 - ii. The wind-gauge if any may be adjusted and used
 - iii. An additional aperture backsight may be affixed and used



**Proud Optics Sponsor of the Civilian Service
Rifle League and Rural Match 2021/22**

WWW.VORTEXOPTICS.COM

A2.6.3

SR (O) – Service Rifle Open

- a. Any rifle chambered for cartridges used in the above classes
- b. **Sights:** of any description including magnifying or telescopic
- c. **Sling:** of any pattern may be used as an aid to steadying the rifle
- d. **Gloves:** no padded shooting gloves are allowed
- e. **Shooting jackets:** may be worn so long as they are not done up and not attached to any sling
- f. **Support:** when shooting in the prone position competitors may use some form of rest for the wrist or back of the forward hand. No form of rest is to be affixed to the rifle
- g. **Magazines:** or clips may only be charged with a maximum of five rounds

A2.6.4

SR (IS) – Service Rifle post 1955 Iron Sights

- a. Iron sights only
- b. No restriction on slings
- c. Rests are prohibited
- d. Trigger weight 4.5lbs minimum
- e. Magazine resting is permitted, no part of the wrist of the supporting arm may touch the ground
- f. No padded shooting gloves are allowed
- g. Shooting jackets may be worn so long as they are not done up and not attached to any sling

A2.6.5

SR (SO) – Service Rifle post 1955 Iron Optic

- a. No restriction on slings
- b. Magazine resting is permitted, but no part of the wrist of the supporting arm may touch the ground
- c. Fore grips are prohibited, as are any modifications to the fore end, such as hand or sling stops, intended to facilitate an advantage with the support hand
- d. Bipods are prohibited
- e. Trigger weight 4.5lbs minimum
- f. Optic sights maximum magnification of 4.5x
- g. No padded shooting gloves are allowed
- h. Shooting jackets may be worn so long as they are not done up and not attached to any sling

A2.6.6

SR (PO) – Service Rifle post 1955 Practical Optic

- a. No restriction on slings or rests
- b. Bipods may be used, but must remain fitted at all times
- c. Vertical fore grips may be used, but must remain fitted at all times
- d. Trigger weight 1.5kg minimum
- e. No restriction on optic sights
- f. Gloves: no padded shooting gloves are allowed
- g. Shooting jackets may be worn so long as they are not done up and not attached to any sling

A2.7 Target Shotgun (TS)

- A2.7.1 The rules for Target Shotguns are defined in the NRA Target Shotgun Handbook and duplicated here for ease of reference. In the event of any discrepancy between Target Shotgun rules appearing in the GR&P Handbook and the TS Handbook, the TS Handbook takes precedence

Target Shotguns are divided into one general classification and 4 types:

Any Shotgun (SG)

Manual (SGM): Any Manual Action Shotgun with an integral tubular magazine or detachable magazine

Semi-Automatic (SGSA): Any Semi-Automatic Shotgun with an integral tubular magazine or detachable magazine

Classic (SGC): Any shotgun that is not magazine fed and is not fitted with optical or electronic (red dot, telescopic etc) sights

Manual Action Integral (SGMI): Any Manual Action Shotgun with an integral tubular magazine or detachable magazine and is not fitted with optical or electronic (red dot, telescopic etc) sights

Semi-Automatic Integral (SGSAI): Any Semi-Automatic Shotgun with an integral tubular magazine or detachable magazine and is not fitted with optical or electronic (red dot, telescopic etc) sights

Multi-Barrel (SGMB): Any shotgun with multiple barrels that is not fitted with optical or electronic sights or a magazine

Service (SGSV): Any shotgun and sight combination that matches the specification of one that is or was on issue by any government to its Armed Forces or Police, without any alterations or additions from the issue specification save for the extension of the barrel to comply with UK legislation

- A2.7.2 Some shotgun events require the use of a Section 1 shotgun and solid slug ammunition (only). A magazine capacity of at least 6 rounds is recommended. If you are in any doubt as to the eligibility of a particular firearm, you are strongly advised to contact the NRA before the meeting. Areas which may need clarification include types of sights, artificial aids to shooting, types of action, eligible calibres etc

A2.8 Ammunition

- A2.8.1 Either hand-loaded or factory loaded ammunition may be used. All ammunition must have sufficient energy to pass through paper/card targets and their backing boards. Shots which do not pass through such targets will be scored as misses
- A2.8.2 All ammunition must be within the limits set out in the range safety certificate for the venue of a competition. Any RO may require a competitor's ammunition to be tested to ensure compliance. Limits on muzzle velocity and muzzle energy for both centrefire and smallbore ammunition may be enforced by testing with a chronograph where range conditions allow and appropriate equipment is available

- A2.8.3 **Muzzle Loading Propellants:** Some events are open to firearms using any propellant for which the firearm is appropriately proofed. If your firearm is proofed for black powder only and is a modern reproduction or is of modern design, you may only use 'Pyrodex' if this is in accordance with the guidance given by the manufacturer of the firearm. If you are using an original firearm then black powder must be used unless the firearm been re-proofed for modern nitro powders. You may be prevented from using any firearm or load if either is, in the opinion of the Chief Range Officer, unsafe

You may only use smokeless propellants if your firearm is nitro proofed

- A2.8.4 Centrefire ammunition must comply with the range safety certificate but only target loads are needed at the shorter ranges up to 50 metres. Excessively noisy ammunition can be intrusive for other competitors. Please bear this in mind before making or purchasing ammunition
- A2.8.5 Magnum, armour piercing, high velocity, jacketed or plated rounds are not permitted on steel plate targets. Limits on power and speed will be enforced. These will apply to both Centrefire and Smallbore; random testing with a chronograph will take place on the range. Failing this test will result in disqualification. The limits are as follows:

Centrefire: (lead core bullets only)

Bullet weight over 200 grains: maximum velocity 1000 ft/sec

Bullet weight 200 grains or less: maximum velocity 1200 ft/sec

Smallbore: maximum velocity 1300 ft/sec

A3 Conduct of Shooting

The safety rules in Section 52 of Volume 1 of the NRA 'Bible' also apply; in the event of any apparent conflict with the rules in this book, the GR&P Handbook takes precedence

A3.1 Photography

- A3.1.1 Please do not take photographs or videos on the ranges without first asking permission of the Chief Range Officer and the people in the picture. At the National Shooting Centre, Bisley, professional photographers must be in possession of a 'Photography Permit', which is obtainable through the NRA Reception

A3.2 Safety

- A3.2.1 All competitors and other personnel in the immediate vicinity of the firing point are required to wear ear protection (e.g. earplugs). Eye protection (e.g. shatterproof glasses) must also be worn when hard targets (e.g. steel plates) are in use. The wearing of eye protection is very strongly advised at all times (and may be made mandatory by the conditions of some meetings). The NRA will not be liable for any injury sustained through the lack of appropriate protection
- A3.2.2 All firearms must remain boxed or cased until permission to remove them from their box or case has been given by the CRO

- A3.2.3 No competitor may touch an unboxed or uncased firearm except under RO supervision
- A3.2.4 No competitor may load a firearm until ordered to do so by an RO on the firing point. Magazines and speedloaders may be pre-charged but must not be inserted in the firearm until the order to do so has been given. Unless otherwise stated within the course of fire, magazines and speedloaders should only be pre-charged with the number of rounds appropriate to the course of fire (e.g. event 07 T&P1 is fired in strings of 6 rounds so magazines and speedloaders should be charged with 6 rounds)
- A3.2.5 When stationary on the range the muzzles of all firearms being held must be pointed downrange in a safe direction
- A3.2.6 When moving around the range during an event under the control of a Range Officer, firearms must be carried as follows:
- a. Revolvers:** Unloaded. Either boxed, holstered, or muzzle up with the cylinder held open by the fingers of the carrying hand
 - b. Pistols:** Unloaded. Either boxed, holstered, or muzzle up with the action locked open
 - c. Rifles:** Unloaded. Either cased or muzzle up with the action open
- Note: These rules do not apply when the competitor is moving as part of the course of fire (e.g. event 13 Phoenix A); the specific rules in the course of fire are to be followed in such cases
- A3.2.7 When not on the firing point all firearms must be in the following condition:
- a. Revolvers:** Boxed with no rounds in the cylinder, hammer down
 - b. Pistols:** Boxed with the magazine removed, no rounds in the chamber, slide forward, hammer down
 - c. Rifles:** Cased with any detachable magazine removed, no rounds in the chamber or in any fixed magazine, hammer down
- A3.2.8 No firearm is to be boxed or cased until it has been proved clear by an RO. The clearance procedures for the various gun types are as follows:
- a. GRSB:** Competitor removes magazine, locks action open, presents for inspection. RO checks chamber and bolt-face, confirms clear
 - b. GRCF with fixed magazine:** Competitor empties gun, racks three times for RO to see, leaves action open. RO checks chamber and bolt-face, confirms clear
 - c. GRCF with detachable magazine:** As GRSB
 - d. GRCF revolving carbine:** Competitor opens cylinder, ejects all cases, presents for inspection. RO checks all chambers empty, confirms clear
 - e. LBP:** As GRSB. When empty and proved clear it may be holstered with the slide forward and hammer down
 - f. LBR:** As revolving carbine. When empty and proved clear it may be holstered with the hammer down

- A3.2.9 During a course of fire, at the CRO's discretion, firearms may be grounded on the firing point instead of being boxed or cased. This may only be done after the firearm has been proved clear by an RO. Grounded firearms must point downrange in a safe direction and have their actions / cylinders open. They are not to be touched again until the CRO so instructs
- A3.2.10 A belt mounted holster may be used with an LBP or LBR. Such holsters may be right or left-handed. Shoulder or cross-draw holsters are not allowed, nor are holsters from which the LBP/LBR is released by inserting a finger within the trigger guard
- A3.2.11 If any RO or any other person on the range considers that there is a potential or actual breach of safety which urgently requires all competitors to stop firing they will immediately give the order "Stop, Stop, Stop". All competitors must immediately stop firing, take their finger off the trigger, keep their firearms pointing at the target and await further instructions
- A3.2.12 If it proves necessary for any person to move forward of the firing line after the command to load has been given, all firearms must be unloaded and proved clear in the normal manner
- A3.2.13 If a firearm misfires the competitor will cease firing, bring the firearm to waist height keeping it pointing towards the target and attract the attention of the RO by raising a hand. At the end of the practice, if it is necessary, the RO will assist or instruct the competitor when and how to unload the firearm, check the barrel and take remedial action
- A3.3 Clothing and Equipment**
- A3.3.1 Please refrain from wearing red items of outer clothing. This colour has been reserved for the Range Officers to make them clearly identifiable on the range
- A3.3.2 Clothing should be 'normal street type' suitable for the weather conditions during the competition. No clothing may be worn which will, in any manner, give the wearer artificial support. Such clothing includes shooting jackets, coats or vests which have straps or other devices which may be used to stiffen the body, or tightening devices which may be used to stiffen or lend support to the arm
- A3.3.3 A physically handicapped competitor may use artificial support if individually authorised to do so by the Meeting Director (see A3.5)
- A3.3.3 All devices or equipment which may facilitate shooting, but which are not mentioned specifically in these rules, or which are contrary to the spirit of these rules, are forbidden. The Meeting Director, Deputy Meeting Director or any range official shall have the right to examine any competitor's equipment
- A3.3.4 It is the responsibility of the competitor to submit any equipment, not specifically authorised, for official inspection and approval in sufficient time prior to the beginning of an event not to cause inconvenience to the competitor or any official

A3.4 Range Procedures

- A3.4.1 Unless a firearm has become disabled (as defined in A3.6.1) during the course of any event:
- a. No competitor may change a firearm
 - b. No competitor may add, remove or interchange any major part of a firearm (e.g. barrel, stock, receiver, cylinder etc.)
 - c. No competitor may add, remove or interchange a sighting system (note: apertures, dot sizes, magnification, lens covers etc. on sights can be adjusted or modified during the course of an event)
- A3.4.2 During a Course of Fire a round or magazine may be retrieved from the ground if dropped, or may be taken from the competitor's equipment if on the ground, only if they have unloaded their firearm, locked it open and it is kept pointing at the target while retrieving the round or magazine. They may not leave the firing point for this purpose. Dropped rounds or magazines may not be retrieved in events that specifically prohibit this
- A3.4.3 No other person may pass rounds or magazines to a competitor unless they have been previously authorised to do so by the CRO, and then only in circumstances where the competitor may need assistance
- A3.4.4 There is no limit on the number of rounds which may be in a firearm at any time provided that no more than the number of rounds prescribed for the event are loaded at a time, and provided also that no more than the required number of shots is fired for that stage
- A3.4.5 Practice is distinct from Zeroing and is defined as shooting an event or part of an event under conditions similar to those which apply to that event. This would include, for example, shooting a timed series of shots or shooting consecutive series of shots from different positions. If a competitor practices any part of an event they may not shoot that event competitively until at least an hour after they finish practicing. The only exception to this prohibition is where all competitors in an event are given identical practice facilities throughout the whole meeting
- A3.4.6 Zeroing is distinct from Practice and is defined as firing shots at a target in order to zero the gun at a particular distance. Where range conditions permit, a static target frame will be provided for competitors to test their zero. It will be at a distance determined by the Meeting Director. A target face may be provided by the competitor provided that it is not of a design used in any of the events at the meeting. Once a competitor has finished zeroing, at least half an hour must elapse before they shoot any event competitively
- A3.4.7 Competitors must take their position at their numbered firing point in such a manner as not to interfere with adjacent competitors. No portion of the competitor's body may rest on or touch the ground forward of the firing point
- A3.4.8 With the exception of competitors actually firing, and such range personnel as are necessary for the conduct of the match, the firing points and line must be kept clear at all times
- A3.4.9 Competitors are not permitted to interfere with the handling of targets by range personnel

IMPERIAL

GALLERY RIFLE & PISTOL

14.7_{TO} 18.7: 2021

THE IMPERIAL GALLERY RIFLE AND PISTOL MEETING TAKES PLACE AT BISLEY AND IS PART OF THE MAIN NRA IMPERIAL MEETING. RUNNING FROM THE TRADITIONAL MIDDLE WEDNESDAY TO SUNDAY, IT OFFERS FIVE FULL DAYS OF RELAXED UNLIMITED RE-ENTRY SHOOTING FOR NUMEROUS GR&P EVENTS AND INCLUDES THE FAMOUS GRAND-AGG - CONSISTING OF: T&P1, MULTI-TARGET, ADVANCING TARGET, SCOTT, GRANET, SILHOUETTE AND THE AMERICA MATCH.

ALL COMPETITIONS RUN ON MELVILLE RANGES.

NO PRE-ENTRY REQUIRED - SIMPLY TURN UP, BOOK IN AND SHOOT.

UNLIMITED RE-ENTRY SHOTS RUN WED-SUN. TROPHY MATCHES SAT & SUN (PRE-ENTRY ADVISED).

COMPETITIONS FOR ALL GUN TYPES - GRSB, GRCF, LBR, LBP.

SCC REQUIRED



OPPORTUNITIES FOR

**TROPHY
TEAM
MEDAL
UNLIMITED**
ENTRY MATCHES

NRA.ORG.UK
GALLERYRIFLE.COM



A3.5 Disabled / Handicapped Competitors

- A3.5.1 When entering a Meeting, a competitor who has a physical disability (temporary or permanent) which prevents the use of a position specified in the event conditions can apply to the Meeting Director for permission to use an alternative position. Such an application should be supported by medical evidence (e.g. a Doctor's note) whenever possible. The Meeting Director will determine which, if any alternative position(s) the competitor will be allowed to use in which event(s) and will notify the competitor of the decision
- A3.5.2 It is the competitor's responsibility to inform the Range Crew of any approved alternative position before shooting the event. The competitor should also inform other competitors on the same line in order to avoid confusion during the event
- A3.5.3 The competitor will normally be allowed to adopt the next most difficult position applicable to the event. This will vary between events but may include:
- a. Sitting instead of Prone
 - b. Kneeling (either on two knees or on one knee without resting the elbow on the knee) instead of Sitting
 - c. Standing (strong or weak shoulder/hand) instead of Kneeling, Sitting or Prone
 - d. Kneeling (either on two knees or on one knee without resting the elbow on the knee) instead of Standing
- A3.5.4 Scores shot using alternative positions will count normally for the events concerned but will not count for records
- A3.5.5 If a competitor is only able to shoot from a wheelchair, the firearm must be fully supported by the competitor's arms which cannot themselves be supported by any part of the chair
- A3.5.6 If a competitor is to compete in the Adapted events, they should refer to the Seated Supported position as stated in section B6.9.1

A3.6 Malfunctions and Reshoots

- A3.6.1 A disabled gallery rifle or pistol is one which cannot be safely aimed or fired, or has suffered damage such that it cannot be fired or function properly, or has suffered the loss of a sight or visible damage to the sight(s). The fact that the sights may have been improperly adjusted does not constitute disablement
- A3.6.2 Any claim that a firearm has become disabled must be made immediately
- A3.6.3 Once a firearm has been declared disabled by the CRO it shall not be used again for live firing until the defect has been rectified and the firearm has been declared safe by the CRO. No competitor will be allowed a reshoot due to a disabled firearm
- A3.6.4 No competitor may change a firearm, or interchange parts of a firearm, during an event unless the firearm has become disabled (see A3.6.1). All shots fired up to the time that the disablement is confirmed will stand as part of the official score. Any replacement firearm used to continue an event must be of the same type (GRCF, GRSB, LBP or LBR) as the original

- A3.6.5 Continuation of an event with a repaired or replacement firearm will be at a time determined by the CRO
- A3.6.6 When the firing of a string or series has been interrupted by some occurrence which renders it impossible for one or more competitors to complete the string or series under the conditions of the event, the CRO will proceed as follows:
- a. Without being permitted to examine their targets, competitors in the detail who have been prevented from completing their string or series will be asked if they want to reshoot, or if they wish to accept their score as already fired
 - b. Those competitors who have elected to take their scores as already fired will have their targets scored in the normal way
 - c. Those competitors who have elected to reshoot will have their targets patched or replaced, and will then reshoot the entire string or series
- A3.6.7 Reasons for the procedure in A3.6.6 being required will not include malfunction of the firearm or ammunition but will include:
- a. Failure to allow the full time specified for the string or series
 - b. Failure of the targets to operate properly or uniformly for the entire string or series
 - c. Failure of the targets to remain in position on the frame
 - d. Damage to a target rendering proper aiming or scoring impossible
 - e. Cross-firing by another competitor
 - f. Appearance of an object in the line of fire which might constitute a hazard
 - g. An accident on the firing point
 - h. Any reason the RO/CRO deems an unacceptable interruption to the detail
- A3.6.8 If, due to faulty target operation or error in timing, one or more competitors are allowed more time to complete their string or series than is provided for in the event conditions, the CRO will immediately order all such targets patched or replaced. These targets will not be scored. A complete new string or series will then be fired by the competitors who had extra time allowed
- A3.6.9 If, in the original string or series, some targets operated properly in accordance with the permitted time limit then all such targets will be scored in the normal manner and competitors who shot on those targets will not be required, nor permitted, to reshoot
- A3.6.10 In the case of some accident involving a competitor on the firing point, such as being hit by lead or powder residue, that competitor may stop firing. The competitor concerned will then have the choice of accepting the score already made in that Course of Fire, or may reshoot that course

A3.7 Penalties

- A3.7.1 In the event of a breach of these rules, the disciplinary sanctions specified in Section A4 of this Handbook (see A4.13) apply
- A3.7.2 In any competition, any RO may apply a Procedural Penalty to a GR&P competitor if they deem a procedural error to have been made by that competitor. The competitor may appeal such a decision to the Meeting Director
- A3.7.3 A Procedural Penalty will result in the deduction of one hit of the maximum possible score value for the target type. Such a penalty shall not be applied more than once for each match, stage or practice of an event
- A3.7.4 Potential procedural errors will depend on individual event conditions, but will include the following list which is neither exhaustive nor exclusive:
- a. Firing while placing a foot or part of foot over the firing line
 - b. Firing while placing a foot or part of a foot on the wrong side of the line behind a barricade
 - c. Firing from positions in the wrong order
 - d. Adopting an incorrect position
 - e. Firing too many shots in a position

A4 Discipline

A4.1 Aliases

- A4.1.1 No competitor may fire under an assumed name
- A4.1.2 No competitor may register, enter or shoot in an event in the name of another

A4.2 Score and classification falsification

- A4.2.1 No competitor will falsify their score or classification, nor that of any other competitor, nor be an accessory thereto

A4.3 Cross fires and excess hits

- A4.3.1 No competitor will deliberately fire on the wrong target nor fire more than the required number of shots, including hits on some other competitor's target and misses

A4.4 Bribery

- A4.4.1 No person will offer a bribe of any kind to any of the range crew, statistical personnel or others nor be an accessory thereto

A4.5 Disorderly conduct

- A4.5.1 Disorderly conduct or intoxication is strictly prohibited on the range

A4.6 Wilful destruction of range equipment

- A4.6.1 No shooter shall cause any range equipment to become damaged through a deliberate act

A4.7 Chronographing

- A4.7.1 As noted at A2.7.2, any RO may require any competitor's ammunition to be chronographed where range conditions allow and appropriate equipment is available. Any testing must itself be in accordance with the safety parameters of the range and the Meeting Director or other appropriate officials are responsible for supplying chronographic equipment
- A4.7.2 If Chronograph testing takes place the following procedure will be used: Select three of the competitor's rounds at random. Fire all three rounds and follow these steps:
- a. If one round only exceeds the limit, the test is over; the ammunition passes
 - b. If two rounds exceed the limit, the test is repeated with three new rounds
 - c. If all three rounds exceed the limit, the ammunition has failed
- A4.7.3 If test b above is failed, fire three new rounds and follow these steps:
- a. If one round only exceeds the limit, the test is over; the ammunition passes
 - b. If two rounds exceed the limit, the ammunition has failed
- A4.7.4 If the ammunition fails the chronograph test it may not be used. The competitor is disqualified from any events already shot using that ammunition

A4.8 Refusal to obey

- A4.8.1 No person will refuse to obey instructions of the Meeting Director or any other official if instructions are given in the proper conduct of the office

A4.9 Evasion of rules

- A4.9.1 No competitor will evade or attempt to evade or be an accessory to the evasion of any Rules or Conditions. Refusal of a competitor or meeting official to give testimony regarding facts known to them concerning violations or attempted violation of the Rules and Conditions will constitute being an accessory to the violation or attempted violation

A4.10 Self-discipline

- A4.10.1 The safety of competitors, range personnel and spectators require continuous attention by all to the careful handling of firearms and caution in moving about the range. Self-discipline is necessary on the part of all. Where such self-discipline is lacking it is the duty of range personnel to enforce discipline and the duty of competitors to assist in such enforcement

A4.11 Safety violations

- A4.11.1 Serious safety violations are defined as follows:
- a. Pointing any firearm in an unsafe direction
 - b. Discharging any shot that impacts anywhere other than the back stop behind the target line
 - c. Dropping a loaded firearm
 - d. Handling a firearm on the range while not under the direct instructions of a Range Officer
 - e. Being under the influence of or consuming alcohol or drugs on the range while competing or officiating

A4.12 Loud or abusive language

- A4.12.1 Loud and/or abusive language that disturbs the operation of the event or the competitors while firing is not permitted. Competitors, scorers and ROs will limit their conversation directly behind the firing line to official business. Verbal abuse by competitors or verbal abuse of competitors by range officials is grounds for Disqualification or replacement of those guilty of such action. Disturbance of shooters by spectators is likewise prohibited

A4.13 Sanctions

- A4.13.1 A CRO will disqualify (see A4.14) a competitor from an event in which any serious safety violation (see A4.11.1) has occurred and submit a written report to the Meeting Director at the end of the period of shooting. The competitor may appeal such a decision to the Meeting Director
- A4.13.2 The Meeting Director, upon proper presentation of evidence, may apply a Procedural Penalty to, Disqualify, or order the Expulsion (see A4.15) of any competitor for violation of Rules or Conditions, or for other conduct considered discreditable or unsafe. In the event of a disagreement on sanctions between meeting officials, the Meeting Director shall prevail

A4.14 Disqualification

- A4.14.1 Competitors who are disqualified from an event are required to remove themselves and their equipment from the firing point immediately. Their score for the event will be deleted. No refund of entry fees will be given

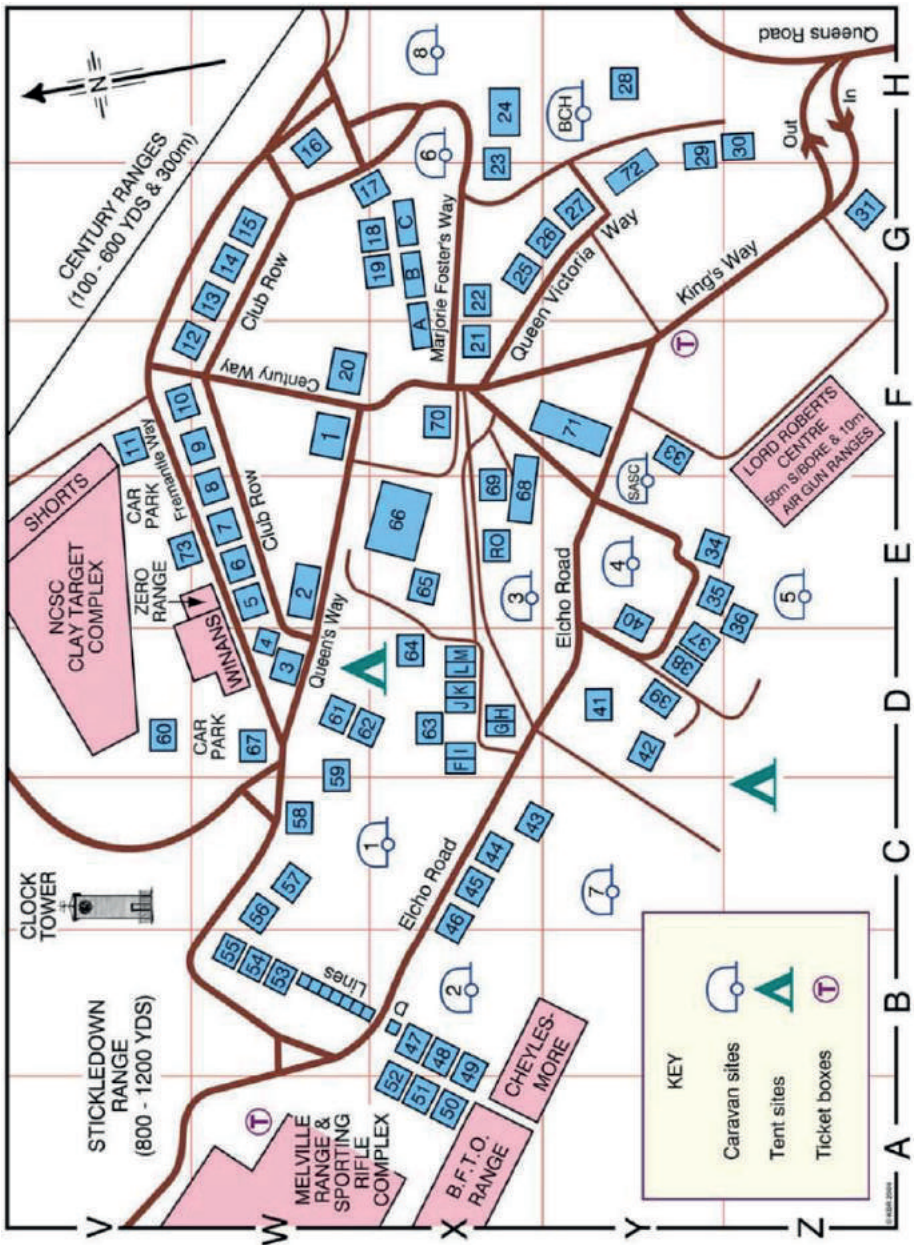
A4.15 Expulsion

- A4.15.1 Expelled competitors are disqualified from all events at the meeting. They are required to remove themselves and their equipment from the range complex and not to return for the remainder of the meeting. No refund of entry fees will be given. Details of all expulsions shall be reported to the disciplinary body of the National Rifle Association or the National Governing Body under whose auspices the meeting is run

B - General Conditions

B1 General

B1.2 Bisley Camp Information



Map Index

1 NRA Offices	FW	42 Inns of Court	DY
2 Exhibition Hut	EW	43 HAC	CX
3 Army Target Shooting Club (ATSC)	DW	44 Trethewey Lodge	CX
4 ATSC Caretaker	DW	45 The Spot (BDMP)	CX
5 Surrey RA	EW	46 The Hut	CX
6 English XX	EW	47 Poppy Lodge	BX
7 Richardson Lodge	EW	48 Hedgehog Hut	BX
8 North London RC	EW	49 Kangaroo Corner	BX
9 Ibis RC	FW	50 Mallabar (BFTO)	AX
10 City RC	FV	51 Imperial Lodge	AX
11 Jenny's Snack Bar	FV	52 Running Deer Hut	AX
12 London & Middlesex RA	FW	52 Elcho Lodge	BW
13 The Cottage	GW	54 Stickledown Lodge	BW
14 Bunhill Lodge	GW	55 Cottesloe Lodge	BW
15 Artists RC	GW	56 Clock Tower Lodge	CW
16 British Commonwealth RC	HW	57 Ranfurly Lodge	CW
17 Anderby Lodge	GX	58 William Evans Gunmakers	CW
18 Broome Lodge	GX	59 Bisley Shooting Ground	DW
19 Woffington Lodge	GX	60 National Clay Shooting Centre	DV
20 Fultons / Welsh RA / SLRC / Ten Ring / Old Guildfordians	FW	61 English VIII	DW
21 Lloyds TSB RC	FX	62 William Evans Gunmakers (Office)	DW
22 Bullet Lodge	GX	63 Greshams School	DX
23 Erin	GX	64 Sit Perpetuum RC	DX
24 NRA Workshops	HX	65 Marylebone R & PC (Dukka Hut)	EX
25 The Barn	GX	66 NRA Pavilion	EX
26 Queen's Lodge	GY	67 HAC	DW
27 MacDonald Stewart Pavilion	GY	68 NRA Target Store	EX
28 Camp Cottage	HY	69 MoD / NRA Armouries	EX
29 NRA Estate Staff	HY	70 Derby Lodge (TARA / CCRS)	FX
30 Old Sergeants Mess RC	HZ	71 NSRA Site 103	FY
31 CPSA	GZ	72 Victoria Row	GY
33 St George's Lodge (LMRA)	FY	73 Bisley Gun Club	EV
34 Royal Marines RA	EY	Huts	
35 Dolphin Lodge	EY	A,B,C Lines	GX
36 Royal Air Force SAA	EZ	D Lines	BW
37 RAF Dormitory	DY	F,G,H,I,J,K,L,M Lines	DX
38 Dormitory 2	DY		
39 The Menagerie	DY		
40 Atholl Row	EY		
41 Hythe Lodge (HQ ARA)	DY		

If you require accommodation at Bisley you can book online: www.nra.org.uk, by email: accommodaton@nra.org.uk or by phone: 01483 797777 ext. 135

B1.2 Purpose

- B1.2.1 This Section defines the General Conditions which should normally be applied to all GR&P shooting. Unlike the Rules provided in Section A, any of the Conditions in this Section may be over-ridden by range-specific, meeting specific or event-specific conditions. Where the Conditions in this Section do apply, violation of them will result in the same disciplinary procedures as those applied to violation of the Section A Rules

B2 Officials

B2.1 Duty to competitors

- B2.1.1 It shall be the duty of all meeting officials to conduct themselves properly by being fair and impartial to all in carrying out their various duties. No official shall harass a competitor nor allow such practice by another official, other competitors or spectators. Should a competitor's equipment or demeanour warrant sanction, it should be done in such a manner as will cause the least inconvenience to all concerned. In so doing, the official should state to the competitor the Rule or Condition under which the sanction is being applied

B2.2 Meeting Director (MD)

- B2.2.1 The National Rifle Association or the National Governing Body or organisation under whose auspices the meeting is run shall appoint the MD
- B2.2.2 The MD has overall responsibility for the entire meeting. In particular, they are responsible for ensuring the safety and proper discipline of all meeting officials, competitors and spectators. They are also responsible for ensuring the efficient conduct of the meeting
- B2.2.3 Instructions from the MD for the operation of the meeting must be complied with by all persons on the range. The MD will use their best judgment at all times, seeking advice when required, and their behaviour and decisions must be characterised by absolute impartiality, firmness, courtesy and vigilance
- B2.2.4 In all matters relating to the meeting a decision by the MD is final
- B2.2.5 The MD may appoint a Deputy Meeting Director

B2.3 Chief Range Officer (CRO)

- B2.3.1 A CRO will be assigned by the MD to run one or more specific events on a particular range. The CRO is responsible for safety and discipline on that range, as well as for the range's efficient operation. They will be directly responsible for all ROs working under them and will ensure that they are familiar with all relevant Rules and Conditions, particularly including the relevant Event Conditions. They must be constantly alert, impartial in handling of competitors and courteous though firm. They will deal with any challenges, protests or disciplinary issues calmly and quietly at the firing line or by taking the competitor to one side. Any disturbance to or involvement of other competitors should be avoided
- B2.3.2 It is highly desirable that anyone appointed as a CRO has received formal training relevant to the role

B2.4 Range Officer (RO)

- B2.4.1 Each RO is an assistant to the CRO for a particular range. An RO (sometimes referred to as a Safety Supervisor) is responsible for the safety and discipline of meeting officials, competitors and spectators in the part of the range to which they have been assigned. They will also supervise the scoring of targets. They are responsible for seeing that the competitor's equipment and position comply with the conditions for the particular event being fired. It is their duty to be completely familiar with the meeting programme and with all relevant Rules and Conditions. They are to comply to the best of their ability with all instructions issued by the Meeting Director or CRO and will render all possible cooperation to other officials. They must be constantly alert, impartial in their handling of competitors and courteous though firm. Any challenges, protests or disciplinary issues should be raised immediately to the CRO

B2.5 Chief Statistical Officer (Chief Stats)

- B2.5.1 Chief Stats is in charge of all statistical work in connection with the meeting except the actual recording of scores when this is done on the range. They are directly responsible to the Meeting Director. They are assisted by such additional Stats Officers as may be required
- B2.5.2 It is the duty of Chief Stats to:
- a. Maintain a list of competitors showing name, competitor number and classifications
 - b. Prepare official scorecards
 - c. Check addition on scorecards and correct totals
 - d. Tabulate scores in order of merit
 - e. Prepare and post interim, provisional and final results
 - f. Produce a prize list
 - g. Report to Meeting Director for appropriate disciplinary action any irregularities in firing or scoring which may be indicated by squadding records or scorecards
 - h. Make required reports to the National Classification organiser within one week of the end of the event

B3 Competitor Duties

B3.1 Discipline

It is the duty of each competitor to cooperate with officials to enable the conduct of a safe and efficient meeting. Competitors are expected to promptly call the attention of meeting officials to any infraction of Rules or Conditions. Failure of a competitor to cooperate in such matters, or to give testimony when called upon to do so, may result in the competitor being considered as an accessory to the offence

B3.2 Knowledge of meeting conditions

- B3.2.1 It is the competitor's responsibility to be familiar with the Rules and Conditions which apply at the meeting and particularly to the events they have entered

B3.3 Competitors will score

- B3.3.1 Competitors will act as scorers when required to do so by a CRO or RO, except that no competitor is allowed to score their own target

B3.4 Reporting at firing point

- B3.4.1 For squadded events, competitors must report to the range at least 10 minutes before the time indicated on their squadding notice. They must proceed to the assigned firing points immediately when their squad is called by the CRO. All relevant equipment for that particular event must be ready and in good working order. Time will not be allowed for repairs, sight adjustments or search for missing equipment after the squad has been called to the firing line. Competitors are expected to shoot on the detail on which they are squadded - if you miss this detail it will be up to the Chief Range Officer whether you are allowed to shoot at a later time

B3.5 Timing

- B3.5.1 It is the competitor's responsibility to complete each string of shots within the time allowed by the Event Conditions. ROs will not announce the time during the firing
- B3.5.2 Unless otherwise specified in the event conditions, timing devices are permitted provided that they do not produce an audible signal

B3.6 Delaying an event

- B3.6.1 No competitor may delay the start of an event through tardiness in reporting or undue delay in preparing to fire

B3.7 Loading

- B3.7.1 No competitor will load a firearm except at the firing point and after the command to load has been given by the CRO
- B3.7.2 Some events require the competitor to reload their firearm within the target exposure time (e.g. 1500 Practice 4: 12 shots in 35 seconds including reload). It has become common practice for some competitors to reload with a live round in the chamber (e.g. shoot 5, reload with 6, shoot 7). This is allowed unless specifically prohibited by the course of fire (e.g. action required to be open while changing position). However, competitors should be aware that this may not be allowed when shooting GR&P events outside of the UK

B3.8 Leaving the firing point

- B3.8.1 It is the competitor's duty to ensure that their firearm has been checked clear by an RO before casing that firearm and leaving the firing point. The competitor should ensure that all of their equipment is removed promptly in readiness for the next detail – this includes the removal of any debris (e.g. spent cases)

B3.9 Re-Entries

- B3.9.1 Some events, (e.g. McQueen, Mini McQueen, Steels) allow for multiple re-entries to achieve a higher score or faster time for the event and these may be made on the range or at reception. Re-entry may be permitted, depending on available range space, after the competitor has shot their match

B4 Teams

B4.1 Team representation

- B4.1.1 No competitor may be a member of more than one team in any given team event

B4.2 Coaching in team events

- B4.2.1 Coaching is permitted in all team events and each competitor may have a coach. No optical devices other than binoculars may be used by the coach. The coach may assist team members by calling shots, checking time, checking scoring, ordering sight changes, etc.; but must control voice and actions so as not to disturb other competitors. The coach will not physically assist in loading, or in making sight corrections, or be positioned to serve as a windbreak
- B4.2.2 All scores shot as a member of a Team can be considered for individual records as long as that shooter was not coached during the match

B5 Range Commands

B5.1 Firing line commands

- B5.1.1 When ready to start firing an event, the CRO calls the squad to the firing line. Specific instructions particular to the event being shot will be clearly and consistently announced. If there are mixed firearm types on the firing line, any differences in Event Conditions between them will be emphasised
- B5.1.2 In the interests of achieving consistency and to avoid confusion among competitors, after the initial commands for loading and preparation (which are contained in the event conditions in Section C) all events will, as far as possible, have the same sequence of range commands:
- 'LOAD AND MAKE READY'
 - 'ARE YOU READY?' Silence will be taken as agreement – any competitor who is not ready should call 'NOT READY' and raise one arm, after which the Chief Range Officer will confirm 'NOT READY CALLED' and wait for the competitor to sort things out before proceeding with another call of 'ARE YOU READY?'
 - 'STAND BY' and the targets turn away (if turning targets are in use)
There is then a delay of between 3 and 7 seconds (variable in some events)
When the targets start to face the firing line, or when an audible signal is given, firing may commence

- d. When the targets turn away, or when an audible signal is given, firing must cease immediately. Even if a competitor is about to let off a carefully aimed shot they must hold fire. The CRO will give the order “UNLOAD AND SHOW CLEAR”, after which the ROs will check to make sure that all firearms are unloaded and holstered or cased. The ROs will then report their part of the range clear to the CRO. When all ROs have reported clear, the CRO will declare the range clear and give permission for ROs and competitors to go forward in order to score and replace targets as necessary
- e. ‘STOP, STOP, STOP’ On hearing this command – at ANY point during the event – the competitor must cease shooting immediately, continue to point the gun in a safe direction, keep their finger away from the trigger and wait for further instructions

B5.2 Repeating commands

B5.2.1 An RO may repeat the CRO’s commands, especially when those commands cannot be clearly heard by shooters under their supervision

B6 Positions

B6.1 Ready position

B6.1.1 The ready positions for GRSB and GRCF are:

- a. **45 degrees:** The rifle is loaded with a round in the chamber and held in both hands with the butt in the shoulder and the barrel pointing towards ground at an angle of 45 degrees
- b. **Parallel:** The rifle is loaded with a round in the chamber and held in both hands parallel to the ground, pointing at the target array, at waist height
- c. **Trail:** The rifle is loaded and held parallel to the ground in the strong hand only, arm extended. Normally for this start position the gun will have an empty breech, i.e. loaded but not made ready
- d. **Parallel Adapted:** The rifle is loaded with a round in the chamber, parallel to the ground, pointing at the target array with the butt in the shoulder, and the competitor’s head must be upright, looking over the sight. The weight of the rifle must be fully supported, either by the forward elbow rested on a bench, or by placing the stock on a specific rest. Where a competitor is physically unable to support the rifle with the forward arm, the rifle must be fully supported by a rest. If a rest is used, the hand must remain between the rifle and rest at all times

- B6.1.2 The ready positions for LBP are:
- a. **45 degrees:** Loaded with a round in the chamber, slide forward, hammer cocked, held pointing towards the ground at an angle of 45 degrees
 - b. **Holstered Loaded:** Slide forward, hammer down, chamber empty, charged magazine inserted, in a holster. The competitor must stand erect with arms hanging at the sides. The competitor's hands may not touch the gun or holster before the signal to start firing
 - c. **Holstered Ready:** Slide forward with a round in the chamber, hammer cocked, safety catch applied, charged magazine inserted, in a holster. Otherwise as for B6.1.2(b) above
- B6.1.3 The ready positions for LBR are:
- a. **45 degrees:** Loaded and held pointing towards the ground at an angle of 45 degrees. Hammer may be cocked if course of fire allows single-action shooting for current stage/practice
 - b. **Holstered:** Loaded, hammer down, in a holster. The competitor must stand erect with arms hanging at the sides. The competitor's hands may not touch the gun or holster before the signal to start firing
- B6.2 Moving between positions**
- B6.2.1 The rules for each event are shown in the relevant event conditions
- B6.3 Prone**
- B6.3.1 The prone position is generally used with LBP and LBR, and then only on ranges where it is specifically permitted by range regulations. The body is extended on the ground parallel to the line of sight, head towards the target
- B6.3.2 The "roll-over" prone position may also be used as long as the body is extended on the ground generally parallel to the line of sight and the position does not interfere with another competitor
- B6.3.3 The revolver or pistol but may not touch the ground, but may be supported by one or both hands which may touch the ground, and which are extended towards the target
- B6.4 Sitting**
- B6.4.1 The buttocks must be on the ground. A hand may be extended to the rear for support and one or both knees may be raised. Elbows may not touch the ground and the back cannot rest on the ground. Arms or hands may be supported on or by the knees. The gun may be held by one or both hands, but may not be supported or steadied by either foot
- B6.5 Kneeling**
- B6.5.1 *Either* Kneeling on one knee, the other extended toward the target. The buttocks may be on a heel or the side of a foot but cannot touch the ground. One arm may be supported on the forward knee. The gun may be held by one or both hands
- B6.5.2 *Or* Kneeling on both knees, the buttocks clear of the ground, though they may rest on the heels. The gun may be held by one or both hands and one or both arms are to be extended without other support

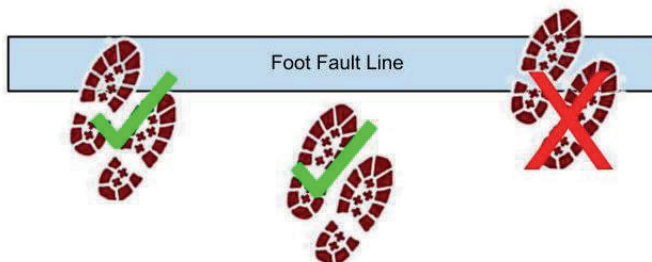
B6.6 Standing unsupported

B6.6.1 Standing with gun held by one or both hands. All portions of the shooter's clothing, body and gun must be clear of artificial support

B6.7 Foot Fault Lines

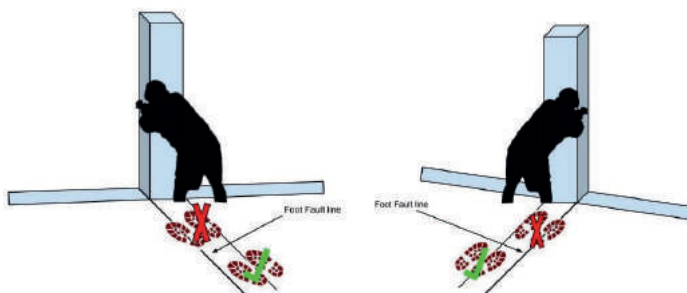
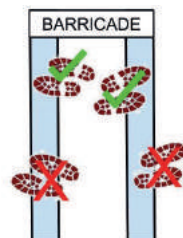
B6.7.1 Foot fault lines may be indicated by various means such as painted lines, ropes, batons, bars, posts or other types of markers. Depending on the event foot fault lines may be parallel and/or perpendicular to the target line

B6.7.2 In the case of any sort of marked line feet may be on the line but not extend past the outer edge of the line unless event conditions allow



B6.8 Using a barricade

B6.8.1 The barricade should be placed on and essentially be part of the firing line. No part of the shooter's body (including hands) or equipment (except the gun) may be forward of the barricade unless event conditions allow. No part of the gun may touch the barricade unless event conditions allow. Perpendicular foot fault lines extend from the barricade perimeters to the rear and must be adhered to as described in B6.7



B6.8.2 When shooting on the left of the barricade the gun must be held with the left hand and only the left trigger finger may be in the trigger guard. When shooting on the right of the barricade the gun must be held with the right hand and only the right trigger finger may be in the trigger guard. Either the shooting hand or the gun may be supported by the other hand; if the support hand is removed, it must still be possible to fire the gun

B6.9 Seated Supported

- B6.9.1 Only used for competitors in the GRSB Adapted events. Competitors fire from a seated position, either in a wheelchair or standard chair, using a shooting bench or table. The rifle is to be supported in one of the following ways:
- a. **Supported:** The weight of the rifle must be fully supported by the firer. A rest may be used, but the forward hand must remain between the rifle and rest at all times. The butt may be supported in the shoulder but must not rest on the bench or an artificial support
 - b. **Rested:** As above, however only in the case where a competitor is physically unable to support the rifle with the forward arm, the rifle must be fully supported by a rest

B6.10 Alternative Positions

- B6.10.1 Competitors who are physically unable to adopt a position specified in a particular course of fire can apply to use an alternative position; see section A3.5

B7 Firearm and Ammunition Malfunctions

- B7.7.1 Unless otherwise specified in the event conditions, no reshoots will be allowed for defective firearms or ammunition, or for any other malfunction of the competitor's equipment. A competitor may clear stoppages or malfunctions, and may replace rounds which have been ejected or dropped, provided that all safety requirements and event conditions have been met. Completing a Course of Fire in this manner will not be regarded as a reshoot. No additional time will be allowed. A fully charged magazine may be used to substitute for dropped rounds, or in the case of a malfunction, regardless of the number of rounds already fired

B8 Scoring

B8.1 When to score

- B8.1.1 If an event is divided into stages, practices, matches or series then targets should usually be scored at the end of each stage, practice, match or series. If an event has a walkdown procedure, then scoring happens at the end of the event
- B8.1.2 After firing the required number of shots, upon command of the CRO, competitors may go forward and examine, but not touch, their targets

B8.2 Who can score

- B8.2.1 Targets may be scored by an RO, a Stats officer or another competitor. No competitor may score their own target

B8.3 Where to score

- B8.3.1 Targets may be scored on the target frames, behind the firing line or in the Statistical Office
- B8.3.2 When targets are scored before removal from the frame, the scorer records the hits and has the score accepted by the competitor, using the challenge process if necessary. Each target is then repaired or replaced by a new target

B8.4 How to score

- B8.4.1 If the edge of a shot hole comes in contact with the scoring ring of a target, the shot is given the higher value (inward gauging)
- B8.4.2 A shot hole will be scored as a hit provided that it measures no more than one and a half (1½) times the diameter of the bullet. Any shot hole which is more than 1½ times the diameter of the bullet will be scored as a miss
- B8.4.3 When a bullet enters a target from the back it will be scored as a miss
- B8.4.4 Hits outside the scoring rings are scored as misses
- B8.4.5 Any bullet which does not pass through the target will be scored as a miss
- B8.4.6 Hits on the wrong target will be scored as misses
- B8.4.7 A hole judged to be made by a ricochet bullet will be scored as a miss

B8.5 Gauging

- B8.5.1 A scoring overlay gauge may be used by any scorer to determine the value of close shots. Plug-type gauges may only be used by meeting officials. The plug type scoring gauge, if used, will remain in the shot hole until the shot value is agreed upon by the competitor and the scorer, or until removed after a challenge. If the plug type scoring gauge is removed prior to an agreement of shot value, the shot hole may not be re-plugged and must be taken to a Jury (see B10.2)

B8.6 Early / late shots

- B8.6.1 If any shots are fired at the target before the signal to commence firing (early shots) or after the signal to cease firing (late shots), the shots of highest value equal to the number fired in error will be scored as misses
- B8.6.2 Where a shot timer is used to give the signal to cease firing, any shot fired and recorded up to and including three-tenths (0.3) of a second after the signal to cease firing will be scored as a hit
- B8.6.3 All shots fired by the competitor after they take position at the firing point will be counted in their score, even if accidentally discharged, provided that they are not either early or late shots

B8.7 Too many / too few shots

- B8.7.1 As a general rule only those hits which are visible will be scored. An exception will be made in the case where the groupings of 3 or more shots are so close that it is possible for a shot or shots to have gone through the enlarged hole without leaving a mark and there has been no evidence that a shot or shots have gone anywhere other than through the assigned target. In such a case, the shooter will be given the benefit of the doubt and scored hits for the non visible shots on the assumption they passed through the enlarged hole. If such assumption should place a non-visible hit in either of 2 scoring rings, it is scored in the higher-valued ring

B8.7.2 If more than the required number of hits appears on the target, any shot which can be identified by the bullet hole as having been fired by some competitor other than the competitor assigned to that target, or as having been fired in a previous string, will be disregarded. If more than the required number of hits then remains on the target, the score given will be that for the required number of hits with the highest scoring values. If the competitor believes that the result achieved by using the highest scoring hits would result in an inappropriate reclassification, they may elect to have the required number of hits with the lowest scoring values recorded instead

B8.7.3 If a competitor fires more than the prescribed number of shots through their own fault the lowest counting shots equal to the correct course of fire only will be counted

B8.7.4 If a competitor fires less than the prescribed number of shots through their own fault, and there are more hits on the target than the shots fired, they will be scored the number of shots of highest value equal to the number fired and given a miss for each unfired shot

B8.8 Scorer's duties

B8.8.1 The scorer will:

- a. Record on the scorecard the number of hits of each value at the end of each practice / match / stage
- b. If required, calculate and record on the scorecard the total score for each practice / match / stage and for the overall event
- c. Sign the card
- d. Have the competitor sign the card

B8.9 Competitor's duties

B8.9.1 The competitor will:

- a. Review the shots on the target and compare the recorded hits on the scorecard with the target at the end of each practice / match / stage
- b. Review the scorecard for complete entries and accuracy of the hits recorded, making sure that they are of the correct value and that the required number of hits are listed at the end of the practice / match / stage
- c. At the end of the overall event:

Either: Sign the scorecard if the hits and shot values are properly evaluated and recorded, acknowledging acceptance of the score as it appears on the scorecard

Or: Write "challenged" in place of the signature if a shot(s) value is questionable or if there is another reason to challenge. After the challenge procedure is completed, ensure the scorecard is signed by the range official, then sign it

Then: Submit the scorecard to the Statistical Office



SCATT MX-02 Wireless and USB

electronic training and analysis system

Are you a serious shooter?

SCATT will enable you to train seven days a week!

as used by:

many of the world's current National Squads
Full and Smallbore



Gold Medal winners in both the
Olympics and Paralympics



European Air Rifle Championship winners



World Cup winners

For further details contact

DIVERSE TRADING COMPANY LTD

Tel: 01962 772176 or 01962 773560

B8.10 Scorecards

- B8.10.1 A scorecard will be issued for each event entered. The majority of scorecards require only that the number of hits of each value be recorded – calculation of actual scores will be carried out by Stats. The Stats portion of each card must be completed, signed by both the competitor and a scorer, and handed to the RO for submission to Stats. When a competitor feels that a shot fired by themselves or by another competitor has been improperly evaluated or scored, they may make a challenge. Such a challenge must be made immediately upon announcement of the score and resolved on the range
- B8.10.2 Erasures on scorecards are not permitted. If correction is necessary, it must be made and initialled by the scorer. To make corrections, the scorer should draw a line through the incorrect figure and place the correct figure alongside

B9 Ties

B9.1 Individual events

- B9.1.1 The tie-break rules for each event are shown in the relevant Event Conditions

B9.2 Team events

- B9.2.1 Ties in team events will be broken in the order shown below:
- By considering team score as though it was a single score fired by an individual. The same rules apply as those for an individual
 - By highest individual aggregate score
 - By second highest individual aggregate score
 - ... etc

B10 Challenges and Protests

B10.1 Challenges

- B10.1.1 When a competitor feels that a shot has been improperly evaluated or scored, they may make a challenge. Such challenge must be made immediately upon announcement of the score. See B8.5 for use of gauges. No challenge will be accepted after the target has been handled by the shooter
- B10.1.2 When targets are scored on the target frames, or at a prescribed location behind the firing line, and scoring of a shot is challenged the CRO will immediately call a Jury (see B10.2) who will score the target. If necessary, to avoid delaying the event, the challenged target will be replaced with a clean target and the event will proceed. The Jury will then score the target as soon as possible and notify the competitor
- B10.1.3 When targets are scored in the Statistical Office, a recheck will be made by the Chief Statistical Officer (provided they have not previously scored or checked the target) and the Jury in that order
- B10.1.4 Competitors may challenge their own posted scores within a period specified for the particular event
- B10.1.5 The Meeting Director may challenge any competitor's score. Such challenge must be made within the challenge period and checked by a Jury

B10.2 Jury

- B10.2.1 A Jury of three persons of good standing shall be appointed, as required, by a CRO or by the Meeting Director. The three will be chosen from those with good knowledge and experience of the Rules and Conditions who are not in any way personally involved in the decision

B10.3 Protests

- B10.3.1 A competitor may formally protest any injustice which they feel has been done to them (except the evaluation of a target which may only be challenged as outlined above)
- B10.3.2 A protest must be initiated immediately upon the occurrence of the protested incident. Failure to comply with the following procedure will automatically void the protest:
- a. State the complaint orally to the CRO. If not satisfied with the decision then:
 - b. State the complaint orally to the Meeting Director

B10.4 Challenges and protests in team events

- B10.4.1 Team challenges and protests must be made by the Team Captain. Team members who believe they have reason to challenge or protest will state the facts to their Team Captain, who will make the official challenge or protest if they feel such action to be justified

B11 Results

B11.1 Posting results

- B11.1.1 Interim results will be posted throughout the meeting. These may be used as the basis for challenges (see B10.1). Challenges to Interim results can be made at any time
- B11.1.2 Provisional results will be posted for each event once it has closed and all scorecards have been input. Following the posting of these provisional results, competitors will have a specified period within which they may make challenges. This period will be displayed with the provisional results
- B11.1.3 Final results will be produced by the Chief Stats Officer once the provisional result challenge period has expired.

B11.2 Correction of result errors

- B11.2.1 Chief Stats will correct errors which may come to the attention of the Stats Office prior to the publication of the final results

B11.3 Changing final results

- B11.3.1 The final results shall not be changed except on authority of the Meeting Director. Such changes may arise from such issues as:
- a. Typographical errors
 - b. Errors in classification of competitors, the competitor having been advised of such error and of their correct classification
 - c. Disqualification or Expulsion of competitors as provided for by the rules

B11.4 Prizes and Trophies

- B11.4.1 Prizes will be awarded to first, second and third places in each event and class subject to entries. If there are five or fewer entries only a first place prize will be awarded. If there are six to ten entries a second place prize will be awarded. If there are eleven or more entries a third place prize will be awarded
- B11.4.2 Should there be only one entry in any event or class no prize will be awarded
- B11.4.3 In a classified event, any trophy will be awarded to the competitor with the highest score regardless of their classification

B11.5 Retention of scorecards

- B11.5.1 Chief Stats will ensure that all completed scorecards are retained for 30 days after the end of the meeting

B12 Classifications

B12.1 Classifications

- B12.1.1 Classifications are earned each time you compete in a classified event (numbers 07, 09, 11, 13, 15, 16, 17 and 19)
- Classifications are specific for each gun type (GRSB, GRCF Standard, LBP and LBR) in the classified events. The class in which a competitor is placed depends on the highest score achieved in the three years prior to the current meeting. Prizelists for these events will be split based on classifications, so competitors of similar abilities will be competing against each other
- B12.1.2 There is no unclassified class. When a competitor shoots an event for the first time, their event score will determine their classification for that event going forward
- B12.1.3 The minimum qualifying scores for each class for each event are to be found in the relevant Course of Fire in Section C
- B12.1.4 A database of the results of all classified events will be maintained and revised as necessary
- B12.1.5 If you are unsure about your classification or Gallery Rifle ID number (GRID) you can check it via the on-line database at www.galleryrifle.com or via the NRA. Please contact the NRA at competitions@nra.org.uk
- ### **B12.2 Classified event**
- B12.2.1 A fully classified event is one which follows all the relevant Rules and Conditions in this Handbook, and hence from which scores are counted for the purposes of updating classifications and records (see D2). Awards are given by class. If the classes are not fully used (e.g. two or more are combined for award purposes) this must be specified in the meeting conditions
- B12.2.2 A partially classified event is one which follows the Rules and Conditions in this Handbook but does not award prizes based on classification. Scores from such events will be used to update classifications and records
- B12.2.3 An event which varies from the Rules and Conditions in this Handbook in any way will not be used to update classifications or records.

B12.3 Competing in a higher class

- B12.3.1 Any competitor may elect to compete in a specific event under a higher classification than that which they possess. The Statistical Office must be informed of this at the earliest opportunity

B12.4 Appeals

- B12.4.1 Any competitor having reason to believe that are improperly classified may submit an appeal to the Meeting Director

B13 Range Standards

B13.1 Firing line

- B13.1.1 The firing line is immediately in front of the firing points. All ranges are measured from this firing line to the face of the targets when targets are hung in their proper firing position in front of the backstop

B13.2 Firing point

- B14.2.1 That part of the range provided for the competitor immediately to the rear of the firing line from which firing takes place. Each firing point is numbered to correspond with the target frames. It is recommended that each firing point has a minimum width of 1.8 metres

B13.3 Shelter

- B13.3.1 The firing points of outdoor ranges may be covered and enclosed on three sides, open toward the targets. There must be ample room for meeting officials to move freely to the rear of the shooters. This does not preclude the construction of ranges within areas surrounded or partially surrounded by safety walls

B13.4 Illumination

- B13.4.1 Ranges may be artificially illuminated

B13.5 Target numbers

- B13.5.1 Target numbers should always be used, where possible target frames should be numbered on alternating backgrounds of contrasting colours. The numbers will be large enough to be identified with the naked eye under ordinary light conditions from all shooting distances. Numbers must correspond in some way with the firing point numbers. Target numbers will be fixed in position so as to remain visible, from all shooting positions, when the targets are exposed
- B13.5.2 No other markings of any kind are allowed on targets

B13.6 Event specific range equipment

- B13.6.1 Some events require specific items of range equipment – this is specified in the relevant event conditions



GGG

GIRAITĖS GINKLUOTĖS GAMYKLA
PASSION. PERFORMANCE. PRECISION.

The NRA's choice!

Trade only. Contact your local dealer.

Law Enforcement International Ltd.
P.O. Box 328, St. Albans, Herts, AL4 0WA, UK
Tel. 01727 826607 Email. lei@lei.co.uk

C - Event Conditions

C1 General

C1.1 Purpose

C1.1.1 This section of the Handbook describes the courses of fire for all the GR&P events shot competitively at national level in the UK

C1.2 Event Numbering

C1.2.1 Events are identified by a four-digit number. The first two digits define the event type and the second two define the gun type, as shown in the tables below

C1.2.2 Note that, for completeness, the tables include event and gun types which are sometimes used within GR&P meetings (particularly the annual Phoenix Meeting) but which do not fall within the governance of the GR&P discipline.

Event Type





01	25m Precision
03	50m Precision
05	America Match
07	Timed & Precision 1
09	Timed & Precision 2
10	Timed & Precision 3
11	Multi-Target
13	Phoenix A
14	Multi-Target 3
15	1500
16	1020
17	Bianchi
18	WA 48
19	Advancing Target
21	Speed Steels Challenge
23	25m Timed
25	Sport Pistol
26	Rapid Fire Pistol
27	Standard Pistol
29	Grand
33	NRA Embassy Cup
34	Service Match
35	Action/Practical
38	Man v Man
39	Metallic Silhouettes
41	Classic
43	Granet
47	Imperial Silhouette
49	Surrenden
51	100 yards
53	100, 200 yards
55	200, 300 yards
56	Sporting Rifle Statics
57	100, 200, 300 yards
59	400, 500, 600 yards
61	800, 900 ,1000 yards
63	200m
65	McQueen
71	Clays











Gun Type

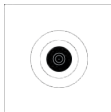








Gallery Rifle & Pistol	01	Gallery Rifle Smallbore (GRSB)
	02	Gallery Rifle Centrefire (GRCF) Standard
	03	Gallery Rifle Centrefire (GRCF) Open
	04	Gallery Rifle Centrefire (GRCF) Classic
	07	Gallery Rifle Smallbore (GRSB) Issued
Shotgun	11	Gallery Rifle Smallbore (GRSB) Adapted
	21	Long Barrelled Pistol (LBP) Any sights
	22	Long Barrelled Revolver (LBR) Any sights
	23	Air Pistol (AP)
	24	Long Barrelled Pistol (LBP) Iron sights
Muzzle Loading	25	Long Barrelled Revolver (LBR) Iron sights
	30	Shotgun – Service (SGSV)
	31	Shotgun – Multi-Barrel (SGMB)
	34	Shotgun (SG)
	35	Shotgun – Manual (SGM)
Long Range Pistol	36	Shotgun – Semi-Auto (SGSA)
	37	Shotgun – Classic (SGC)
	41	Muzzle Loading Pistol (MLP)
	42	Muzzle Loading Revolver (MLR)
	43	Classic Revolver – Black Powder
Fullbore Rifle	44	Classic Percussion
	45	Classic Flintlock – Smoothbore
	46	Classic Flintlock – Rifled
	62	Hunter Class
	63	Free Pistol A
Fullbore Rifle	65	Production Free Pistol A
	66	Production Free Pistol B
	67	Allcomers Revolver
	68	Free Pistol
	69	Production Free Revolver
	80	Any
	81	Service Rifle A pre 1955
	82	Service Rifle B pre 1955
	83	Service Rifle Open pre 1955
	84	Bolt Action Centrefire
	85	Sporting Rifle
	86	F Class
	87	Black Powder Cartridge
	88	FTR Class Rifle
	90	Issued Sniper Rifle
	91	Service rifle post 1955 iron sights
	92	Service Rifle post 1955 service optic
	93	Service Rifle post 1955 practical optic

C1.3 Targets

C1.3.1 The Courses of Fire described later in this section utilise a wide variety of target types. These are illustrated below

5 of Diamonds		Each Diamond has the dimensions: 4.0-6.4"				
B1 Full size		X 2.1-3"	10 3.9-5.9"	9 7.9-11.8"	8 11.8-17.6"	7 15.9-25.8"
B1 Reduced		X 1.1-1.6"	10 1.9-2.9"	9 3.9-5.9"	8 5.8-8.8"	7 7.9-11.9"
D1		X 4"	10 8"	8 12"	5 18-30"	
DP1		X 1.7"	5 3.2"	4 6.3"	3 11.8"	2 17.8-30"
DP1 (half size)		X 0.8"	5 1.6"	4 3.2"	3 5.9"	2 8.9-15"
DP2		X 2"	10 3.3-5.8"	9 7.1-12"	8 10.7-17.8"	7 14.2-23.6"
DP2 (half size)		X 1"	10 1.7-2.9"	9 3.5-6"	8 4.5-8.9"	7 7.1-11.8"
DP14		V 1"	5 4.1"	4 6.1"	3 8.1"	

DP14 (scaled)		V 0.3"	5 0.9"	4 1.4"	3 1.9"		
F Class 500 yards		V 2.5"	5 5"	4 10"	3 15"	2 20"	1 25"
F Class 600 yards		V 3"	5 6"	4 12"	3 18"	2 24"	1 30"
F Class Long Range		V 5"	5 10"	4 20"	3 32"	2 44"	1 72"
IPSC Full Size		A 5.9-12.8"	C 11.8-17.7"	D 17.7-22.4"			
Melon		10 1.7-4.2"	9 2.8-10.2"	8 5.1-9.9"	7 7.4-9.1"	6 10.2-7.4"	
NRA GR5		X 0.4"	10 0.9"	9 1.9"	8 2.9"	7 3.9"	
NRA 300 yards		V 3.1"	5 5.1"	4 10.2"	3 15.3"	2 22"	
NRA 500 yards		V 6.1"	5 10.2"	4 26"	3 39"	2 52"	
NRA 600 yards		V 7.8"	5 13"	4 26"	3 39"	2 52"	

NRA Long Range (800 – 1000 yards)		V 14.4"	5 24"	4 48"	3 72"	2 96"	
PL6		X 1.7"	10 3.4"	9 5.5"	8 8"	7 11"	
		6 14.8"	5 19.7"				
PL7		X 1"	10 2"	9 3.9"	8 5.8"	7 7.8"	6 9.8"
		5 11.8"	4 13.8	3 15.8"	2 17.7	1 19.7	
PL14		X 0.3"	10 0.6"	9 1.3"	8 2"	7 2.7"	6 3.4"
		5 4.1"	4 4.8"	3 5.7"	2 6.3"	1 7"	
PL17		X 2"	10 4"	9 7.1"	8 10.2"	7 13.6"	
		6 16.6"	5 19.2"				
TP3		5 3.9" Main 1.9 Rapid	4 6.2-19" Main 3.9" Rapid	3 9.6-21.3"			
Fox DJV (standard)		10 3.5"	9 5.2"	8 6.7"	3 6.7-9.5"	1 6.7-12.6"	
Roe Buck DJV (modified)		10 2.5"	9 3.9"	5 5.9"			
Springbok SAHGCA		10 2-5.5"	7 5.7-6.3"	3 8.2-11.2"			

FROM SHOT TO WEB SHORT OR LONG RANGE

15,000 electronic targets operating worldwide in close to 40 nations

Immediate results on shooters' monitors, at the arena and via Internet

In addition to local shooting clubs like West Atholl, Dorking, Huddersfield, Bisley (300m and Butt 19) a number of shooting associations have installed our electronic solution for national championships in USA, France, Germany, Denmark and Norway.

No mess, no fuss, save time

Kongsberg electronic targets provide an easily assembled, professional system that can be connected to monitors or to your laptop with minimal effort.

Versatility is key

The Kongsberg system delivers electronic targets that can be used for multiple disciplines over different distances, from 10m to 1200 yards.

Spectator view

The user friendly control system allows competitions and scores to be tracked and managed easily from one place.

For more information, visit our website:

www.kongsbergtargets.com or our local partners at **Chippenham Pistol and Rifle Club:**
www.chippenhamrpc.co.uk



KONGSBERG
TARGET SYSTEMS

Kongsberg Target Systems A/S
Heistadmoen Industripark
N-3608 Heistadmoen,
Kongsberg - Norway

+47 32 76 30 00
sales@kongsberg-ts.no
www.kongsberg-ts.no

25m Precision (0101-22)

Event Numbers:	0101: GRSB	0111: GRSB Adapted
	0102: GRCF	0121: LBP
	0103: GRCF Open	0122: LBR
	0104: GRCF Classic	0123: AP
Targets:	GRSB, Adapted:	PL14
	GRCF, AP, LBP, LBR:	PL7
Sights:	Any (spotting scopes may also be used)	
Position:	Standing Unsupported	
	Adapted: Seated Supported (<i>see B6.9</i>)	
Ready Position:	45 degrees	
	Adapted: Parallel Adapted (<i>see B6.1</i>)	
Course of Fire:	25 meters	
	This event takes approximately 45 minutes to complete	
	It requires 30 rounds plus sighters	
	The maximum possible score is 300	
Sighters:	Unlimited shots in 5 minutes	
Practice 1, 2, 3:	10 shots in 5 minutes	
Range Commands:	The general rules apply with the addition of the following initial command. Having made sure that the range is clear, the CRO commands 'LOAD AND MAKE READY'	
Ties:	Tie breaking rules shall be applied in the order listed below:	
	a. By the greatest number of Xs in the event	
	b. By the scores in each practice in the order 3, 2, 1	
	c. By the X count in each practice in the order 3, 2, 1	

25m Precision Muzzle Loading (0141-42)

Event Numbers:	0141: MLP	0142: MLR
Targets:	PL7	
Sights:	Iron sights (spotting scopes may be used)	
Position:	Standing Unsupported, one hand only	
Ready Position:	Unloaded	
Course of Fire:	25 meters This event takes approximately 45 minutes to complete It requires 15 rounds, with up to 5 sighters The maximum possible score is 150	
Sighters:	Up to 5 shots in 10 minutes	
Practice 1, 2, 3:	5 shots in 10 minutes	
Notes:	Scoring will be standard NRA inward gauging rules, i.e. shots touching a scoring ring are awarded the higher of the two values	
Ties:	Tie breaking rules shall be applied in the order listed below: a. By the greatest number of Xs in the event b. By the scores in each practice in the order 3, 2, 1 c. By the X count in each practice in the order 3, 2, 1	

50m Precision (0301-22)

Event Numbers:	0301: GRSB	0311: GRSB Adapted
	0302: GRCF	0321: LBP
	0303: GRCF Open	0322: LBR
	0304: GRCF Classic	
Targets:	PL7	
Sights:	Any (spotting scopes may also be used)	
Position:	Standing Unsupported	
	Adapted: Seated Supported (<i>see B6.9</i>)	
Ready Position:	45 degrees	
	Adapted: Parallel Adapted (<i>see B6.1</i>)	
Course of Fire:	50 meters	
	This event takes approximately 45 minutes to complete	
	It requires 30 rounds plus sighters	
	The maximum possible score is 300	
Sighters:	Unlimited shots in 5 minutes	
Practice 1, 2, 3:	10 shots in 5 minutes	
Range Commands:	The general rules apply with the addition of the following initial command. Having made sure that the range is clear, the CRO commands 'LOAD AND MAKE READY'	
Ties:	Tie breaking rules shall be applied in the order listed below:	
	a. By the greatest number of Xs in the event	
	b. By the scores in each practice in the order 3, 2, 1	
	c. By the X count in each practice in the order 3, 2, 1	

50m Precision Muzzle Loading (0341-42)

Event Numbers:	0341: MLP	0342: MLR
Targets:	PL7	
Sights:	Any iron (spotting scopes may also be used)	
Position:	Standing Unsupported, one hand only	
Ready Position:	Unloaded	
Course of Fire:	50 meters This event takes approximately 60 minutes to complete It requires 15 rounds, with up to 5 sighters The maximum possible score is 150	
Sighters:	Up to 5 shots in 10 minutes	
Practice 1, 2, 3:	5 shots in 10 minutes	
Notes:	Scoring will be standard NRA inward gauging rules, i.e. shots touching a scoring ring are awarded the higher of the two values	
Ties:	Tie breaking rules shall be applied in the order listed below: a. By the greatest number of Xs in the event b. By the scores in each practice in the order 3, 2, 1 c. By the X count in each practice in the order 3, 2, 1	

America Match (0501-22)

Event Numbers:	0501: GRSB	0504: GRCF Classic
	0502: GRCF	0521: LBP
	0503: GRCF Open	0522: LBR
Targets:	GRSB	50m: PL7, 25m: NRA GR5
	GRCF, LBP, LBR:	PL7
Sights:	Any (spotting scopes may also be used)	
Position:	Standing Unsupported	
Ready Position:	45 degrees	
Course of Fire:	This event takes approximately 45 minutes to complete	
	It requires 30 rounds plus sighters	
	The maximum possible score is 300	
Sighters:	Unlimited shots in 5 minutes, 50 meters	
Practice 1:	50 meters, one series of 10 shots in 10 minutes	
Practice 2:	25 meters, two series of 5 shots in 30 seconds	
Practice 3:	25 meters, two series of 5 shots in 20 seconds	
Range Commands:	The general rules apply with the addition of the following initial command. Having made sure that the range is clear, the CRO commands 'WITH FIVE ROUNDS, LOAD AND MAKE READY'	
Ties:	Tie breaking rules shall be applied in the order listed below:	
	a. By the greatest number of Xs in the event	
	b. By the scores in each practice in the order 1, 3, 2	
	c. By the X count in each practice in the order 1, 3, 2	



Alan Bayliss Electrical Services

*A DEPENDABLE, FAIR AND
PROFESSIONAL SERVICE BUILT ON
OVER 30 YEARS' EXPERIENCE*



TEL: 07966 888130
EMAIL: ABELECTRICALSERVICES@MSN.COM

LOCAL TO BISLEY

Timed & Precision 1 (0701-25)

Event Numbers:	0701: GRSB	0721: LBP - Any sights
	0702: GRCF	0722: LBR - Any sights
	0703: GRCF Open	0724: LBP - Iron sights
	0704: GRCF Classic	0725: LBR - Iron sights
Targets:	GRSB, Adapted:	DP2 (half size)
	GRCF, LBP, LBR:	DP2
Sights:	Any (see above)	
Position:	Standing Unsupported	
Ready Position:	45 degrees	
Course of Fire:	This event takes approximately 30 minutes to complete It requires 30 rounds The maximum possible score is 300	
Practice 1:	25 meters, 12 shots in 2 minutes, to include reload	
Practice 2:	15 metres, 12 shots in two strings of 6	
	For each string, 6 appearances of 2 seconds with intervals of 5 seconds	
	One shot only to be fired at each appearance	
	The firearm must be returned to the ready position between appearances	
Practice 3:	10 metres, 6 shots in three strings of 2	
	The target will make 3 appearances of 3 seconds with intervals of 5 seconds	
	Two shots only to be fired at each appearance	
	The firearm must be returned to the ready position between appearances	
Range Commands:	The general rules apply with the addition of the following initial command. Having made sure that the range is clear, the CRO commands 'WITH SIX ROUNDS, LOAD AND MAKE READY'	
Ties:	Tie breaking rules shall be applied in the order listed below:	
	a. By the greatest number of Xs in the event	
	b. By the scores at each distance, commencing with the longest distance	
	c. By the X count at each distance, commencing with the longest distance	
Procedural Penalties:	In addition to the usual procedural penalties, the following apply in this event:	
	a. Firing too many shots during an exposure	

Classifications:

The classification scores bands are as follows:

GRSB		GRCF		LBP		LBR	
X	300	X	300.27	X	299 – 300	X	299 - 300
A	298 - 299	A	300.23-300.26	A	292 – 298	A	292 – 298
B	294 - 297	B	300.00-300.22	B	Up to 291	B	Up to 291
C	285 - 293	C	297 - 299				
C	Up to 284	D	Up to 296				

Timed & Precision 1 Air Pistol (0723)

Event Numbers:	0723: AP (any 5 shot or more)
Targets:	DP2 (half size)
Sights:	Any
Position:	Standing Unsupported, freestyle
Ready Position:	45 degrees
Course of Fire:	This event takes approximately 30 minutes to complete It requires 30 rounds The maximum possible score is 300
Practice 1:	15 meters, 12 shots in 2 minutes, to include reload
Practice 2:	10 metres, 12 shots in three strings of 4 The target will make 4 appearances of 2 seconds with intervals of about 5 seconds One shot only to be fired at each appearance
Practice 3:	7 metres, 6 shots in three strings of 2 The target will make 1 appearance of 3 seconds Two shots only to be fired at each appearance

Timed & Precision 1 Shotgun (0731-36)

Event Numbers:	0731: SGMB 0735: SGM	0736: SGSA
Targets:	DP2	
Sights:	Any	
Position:	Standing Unsupported	
Ready Position:	Parallel	
Course of Fire:	This event takes approximately 30 minutes to complete It requires 30 rounds The maximum possible score is 300	
Practice 1:	25 meters, 12 shots in 2 minutes, to include reload of at least 6 rounds	
Practice 2:	15 metres, 12 shots in two strings of 6 The target will make 6 appearances of 2 seconds with intervals of about 5 seconds One shot only to be fired at each appearance The firearm must be returned to the ready position between appearances	
Practice 3:	10 metres, 6 shots The target will make 3 appearances of 3 seconds with intervals of about 5 seconds Two shots only to be fired at each appearance The firearm must be returned to the ready position between appearances	
Range Commands:	The general rules apply with the addition of the following initial command. Having made sure that the range is clear, the CRO commands 'LOAD AND MAKE READY'	
Ties:	Tie breaking rules shall be applied in the order listed below: a. By the greatest number of Xs in the event b. By the scores at each distance, commencing with the longest distance c. By the X count at each distance, commencing with the longest distance	
Procedural penalties:	In addition to the usual procedural penalties, the following apply in this event: a. Firing too many shots during an exposure	

Timed & Precision 1 Shotgun Classic (0737)

Event Numbers:	0737: SGC
Targets:	DP2
Sights:	Any
Position:	Standing Unsupported
Ready Position:	Parallel
Course of Fire:	This event takes approximately 30 minutes to complete It requires 30 rounds The maximum possible score is 300
Practice 1:	25 metres, 12 shots in 2 minutes, to include all reloading
Practice 2:	15 metres, 12 shots in 1 string of 12 shots The target will make 12 appearances of 2 seconds with intervals of 10 seconds One shot only to be fired at each appearance The firearm must be reloaded as required and returned to the ready position between appearances
Practice 3:	10 metres, 6 shots The target will make 6 appearances of 2 seconds with intervals of 10 seconds between appearances One shot only to be fired at each appearance, the shooter is to reload as required The firearm must be reloaded as required and returned to the ready position between appearances
Range Commands:	The general rules apply with the addition of the following initial command. Having made sure that the range is clear, the CRO commands 'LOAD AND MAKE READY'
Ties:	Tie breaking rules shall be applied in the order listed below: <ol style="list-style-type: none">By the greatest number of Xs in the eventBy the scores at each distance, commencing with the longest distanceBy the X count at each distance, commencing with the longest distance
Procedural penalties:	In addition to the usual procedural penalties, the following apply in this event: <ol style="list-style-type: none">Firing too many shots during an exposure

Timed & Precision 1 Muzzle Loading (0742)

Event Numbers:	0742: MLR (any 6 shot MLR, any propellant)
Targets:	DP2
Sights:	Any iron
Position:	Standing Unsupported
Ready Position:	45 degrees, revolver loaded and capped, cocked or uncocked at shooter's preference
Course of Fire:	This event takes approximately 60 minutes to complete It requires 30 rounds The maximum possible score is 300
Practice 1:	25 meters, 12 shots in 12 minutes, to include reload
Practice 2:	15 metres, 12 shots in two strings of 6 The target will make 6 appearances of 2 seconds with intervals of about 5 seconds One shot only to be fired at each appearance
Practice 3:	10 metres, 6 shots in three strings of 2 The target will make 3 appearances of 4 seconds with intervals of about 5 seconds Two shots only to be fired at each appearance
Ties:	Tie breaking rules shall be applied in the order listed below: a. By the greatest number of Xs in the event b. By the scores at each distance, commencing with the longest distance c. By the X count at each distance, commencing with the longest distance

Timed & Precision 2 (0901-25)

Event Numbers:	0901: GRSB	0921: LBP - Any sights
	0902: GRCF	0922: LBR - Any sights
	0903: GRCF Open	0924: LBP - Iron sights
	0904: GRCF Classic	0925: LBR - Iron sights
Targets:	GRSB:	DP2 (half size)
	GRCF, LBP, LBR:	DP2
Sights:	Any (see above)	
Positions:	Standing Unsupported, Kneeling, Sitting	
Ready Position:	GRSB, GRCF: 45 degrees	
	LBP: Holstered Loaded	
	LBR: Holstered	
Course of Fire:	This event takes approximately 45 minutes to complete It requires 60 rounds The maximum possible score is 600	
Practice 1:	10 meters, 6 shots. This practice will be shot twice	
	GRSB: 5 seconds	
	GRCF, LBP, LBR: 8 seconds	
Practice 2:	50 metres, 24 shots in:	
	GRSB, GRCF:	6 shots kneeling
		6 shots sitting
		6 shots left shoulder standing unsupported
		6 shots right shoulder standing unsupported
	LBP, LBR:	6 shots kneeling using barricade for support (or prone depending on range restrictions)
		6 shots sitting
		6 shots left hand standing using barricade for support, revolvers double action only
		6 shots right hand standing using barricade for support, revolvers double action only
		6 shots right hand standing using barricade for support, revolvers double action only
	GRSB, LBP:	150 seconds
	GRCF, LBR:	180 seconds

Practice 3:	25 metres, 24 shots in: GRSB, GRCF: 6 shots kneeling 6 shots sitting 6 shots right shoulder standing unsupported 6 shots left shoulder standing unsupported LBP, LBR: 6 shots kneeling 6 shots sitting 6 shots right hand standing using barricade for support, revolvers double action only 6 shots left hand standing using barricade for support, revolvers double action only GRSB, LBP: 105 seconds GRCF, LBR: 120 seconds
Range Commands:	The general rules apply with the addition of the following initial command. Having made sure that the range is clear, the CRO commands 'WITH SIX ROUNDS, RIFLES LOAD AND MAKE READY, PISTOLS AND REVOLVERS LOAD AND HOLSTER'
Loading:	For each individual practice all ammunition for that practice must be carried on the competitor's person. When shooting with a revolver, only one speedloader may be used
Equipment:	When shooting this event with a LBP or LBR a holster must be used
Range Equipment:	A barricade will be provided for each competitor using a LBP or LBR for the standing with support position at both 25 and 50 metres. It should be a wooden post, square or rectangular in section, fixed on the firing line and sufficiently strong to remain immobile. It should ideally be at least 100mm square and two metres in height
Changing Positions:	Firearms must be unloaded when moving between positions. All rounds and cases must be ejected before moving. GRSB and self-loading pistols must have the action locked open and the magazine removed. In the case of a GRSB which cannot be locked open, a Range Officer will appoint an additional safety supervisor for that competitor. Revolvers must have the cylinder open. GRCF must have the lever or action open. These conditions do not apply when moving the firearm between shoulders / hands in the standing position

Reloading: After the initial order to load, all further loading must be with rounds taken from the competitor's pocket, cartridge belt, mechanical loader, special pouch or elsewhere on the competitor's person. It is the competitor's responsibility to have sufficient ammunition in their possession to complete the practice. A dropped round, magazine, moon clip or speedloader may not be retrieved

Ties: Tie breaking rules shall be applied in the order listed below:

- By the greatest number of Xs in the event
- By the scores at each distance, commencing with the longest distance
- By the X count at each distance, commencing with the longest distance

Procedural Penalties: In addition to the usual procedural penalties, the following apply in this event:

- Moving between positions with a closed firearm
- Allowing part of a LBR or LBP to make contact with the barricade when firing
- Touching any part of the barrel with either the firing hand or supporting hand of an LPB and LBR when using the barricade
- For LBP and LBR, when using the barricade, allowing any part of a foot, to extend over the foot fault line extending to the rear of the barricade at 90 degrees to the firing line. In the left hand barricade position, no part of the foot may extend to the left of the foot fault line and vice versa

Classifications: The classification scores bands are as follows:

	GRSB		GRCF		LBP		LBR
X	587 – 600	X	595 – 600	X	588 – 600	X	572 – 600
A	567 – 586	A	587 – 594	A	568 – 587	A	540 – 571
B	Up to 566	B	Up to 586	B	Up to 567	B	Up to 539

LOW MILL RANGES

(West Cumbria)

 [Facebook.com/lowmillranges](https://www.facebook.com/lowmillranges)

6.5mm Grendel, 50cal Beowolf



.223 Black Rifles



Tel: 01946 814769

Mobile: 07710394364

E-Mail: sales@lowmillranges.co.uk

Web: www.lowmillranges.co.uk

Timed & Precision 3 (1021-22)

Event Numbers:	1021: LBP	1022: LBR
Targets:	TP3	
Sights:	Any	
Positions:	Standing Unsupported, Kneeling, Sitting	
Ready Position:	LBP: Holstered Loaded LBR: Holstered	
Course of Fire:	<p>This event takes approximately 30 minutes to complete It requires 60 rounds The maximum possible score is 600</p> <p>There is a maximum shooting time of 5 minutes 30 seconds allowed for the whole event. Each competitor will be supervised by a Range Officer with a timer to monitor their total shooting time. The timer is started when the targets appear for each practice and is stopped when the LBP or LBR is holstered at the end of each practice and hands are returned to the surrender position. The competitor may ask how much time remains once only during the whole event. Once the shooting time has elapsed, the competitor will be stopped</p>	
Practice 1:	10 meters, 10 shots in 15 seconds, standing unsupported	
Practice 2:	25 metres, 10 shots in an unlimited time (subject to the maximum overall time of 5 minutes 30 seconds) 5 shots right hand standing using barricade for support, LBR double action only 5 shots left hand standing using barricade for support, LBR double action only	
Practice 3:	25 metres, 10 shots in an unlimited time (subject to the maximum overall time of 5 minutes 30 seconds) 5 shots kneeling 5 shots sitting	
Practice 4:	20 metres, 5 shots in an unlimited time (subject to the maximum overall time of 5 minutes 30 seconds) 5 shots kneeling	
Practice 5:	15 metres, 5 shots in 10 seconds 5 shots standing unsupported	

Practice 6:	10 metres, 10 shots in an unlimited time (subject to the maximum overall time of 5 minutes 30 seconds) 5 shots standing unsupported, one ring target, strong hand only 5 shots standing unsupported, the other ring target, freestyle
Range Commands:	The general rules apply with the addition of the following initial command. Having made sure that the range is clear, the CRO commands 'WITH FIVE ROUNDS, LOAD AND HOLSTER'
Loading:	All ammunition must be carried on the competitor's person, either in a pocket or pouch. (i.e. belt loops, magazine pouches, etc. cannot be used). A pocket can be a pouch attached to a belt – as long as it's of loose fabric, a hand can physically fit inside and ammunition is loose within the pouch, it is acceptable There should be no artificial inserts, sleeves, holders or stiffeners or any type of device that holds magazines inside or attached to the competitor's ammunition pockets
Magazine, Speedloaders and Moon-Clips:	<p>A maximum of two pistol magazines may be carried on the competitor during the event</p> <p>A maximum of one speedloader may be carried on the competitor during the event</p> <p>As many moon-clips as wanted may be carried on the competitor during the event</p> <p>Apart from at the start of the match where practice 1 requires a timed reload (therefore an additional loaded magazine or moon-clip is required) only one active magazine or moon-clip may be in use (with no more than 5 rounds) at any time</p>
Equipment:	A holster must be used The competitor may not use any form of timing device
Range Equipment:	A barricade will be provided for the standing supported position at 25 metres. It should be a wooden post, square or rectangular in section, fixed on the firing line and sufficiently strong to remain immobile. It should ideally be at least 100mm square and two metres in height
Start Position:	Surrender position: hands held high either side of and at the level of the shooter's head, or touching the shooter's head. Between stages the clock will be stopped when the shooter's pistol or revolver is holstered and hands returned to the surrender position



- Changing Positions:** Firearms must be unloaded when moving between shooting positions. All rounds and cases must be ejected before moving. LBP must have the slide back and the magazine removed, LBR must have the cylinder open. These conditions do not apply when moving the firearm between hands in the standing position
- Reloading:** After the initial order to load, all further loading must be with rounds taken from the competitor's person. It is the competitor's responsibility to have sufficient ammunition in their possession to complete the match or event. A dropped round, magazine, moon clip or speedloader **may not** be retrieved. After each practice is completed, the timer will not be stopped until the competitor has reloaded with five rounds and holstered the gun with the hammer down on an empty chamber
- The exceptions are after Practice 1 and Practice 6. The competitor must not reload, but instead must holster an empty firearm. The RO will clear the firearm after the timer has been stopped
- Scoring:** The target will be scored at the end of Practice 1 and at the end of Practice 6 but not at the end of Practices 2-5
- Ties:** Tie breaking rules shall be applied in the order listed below:
- a. By the highest score in Practice 6
 - b. By the combined scores for Practices 2-5
- Procedural Penalties:** In addition to the usual procedural penalties, the following apply in this event:
- a. Moving between shooting positions with a closed firearm
 - b. Allowing part of an LBP or LBR to make contact with the barricade when firing
 - c. Touching any part of the barrel with either the firing hand or supporting hand of an LPB and LBR when using the barricade
 - d. For LBP and LBR, when using the barricade, allowing any part of a foot, to extend over the foot fault line extending to the rear of the barricade at 90 degrees to the firing line. In the left hand barricade position, no part of the foot may extend to the left of the foot fault line and vice versa e. In scoring Practices 2-5, hits up to the correct number specified in the Course of Fire will count. Excess hits will be disregarded. The highest scoring hits up to the correct number only will be scored



Contact us... Tel: 01625 613177
Email: shootingsports@edgarbrothers.com
EDGARBROTHERS.COM

Facebook
[@Edgar Brothers](#)

Instagram
[@edgarbrothers](#)



Multi-Target (1101-25)

Event Numbers:	1101: GRSB	1121: LBP - Any sights
	1102: GRCF	1122: LBR - Any sights
	1103: GRCF Open	1124: LBP - Iron sights
	1104: GRCF Classic	1125: LBR - Iron sights
Targets:	GRSB:	DP1 (half size)
	GRCF, LBP, LBR:	DP1
Sights:	Any (see above)	
Positions:	Standing Unsupported	
Ready Position:	45 degrees	
Course of Fire:	This event takes approximately 30 minutes to complete It requires 24 rounds The maximum possible score is 120	
Practice 1:	25 meters, 6 shots in 15 seconds, left hand target	
Practice 2:	20 meters, 3 shots on each target in 10 seconds	
Practice 3:	15 metres, 6 shots	
	The target will make 3 appearances of 3 seconds with intervals of 5 seconds	
	Two shots to be fired at each appearance	
	The firearm must be returned to the ready position between exposures	
Practice 4:	10 meters, 3 shots on each target in 8 seconds	
Range Commands:	The general rules apply with the addition of the following initial command. Having made sure that the range is clear, the CRO commands 'WITH SIX ROUNDS, LOAD AND MAKE READY'	
Note:	This event will normally be shot as a 'walk-through' and scored at the end, rather than being scored after each practice	
Ties:	Tie breaking rules shall be applied in the order listed below:	
	a. By the greatest number of Xs in the event	
	b. By the highest bullet score on the left hand target	
	c. By the highest number of Xs on the left hand target	
Procedural Penalties:	In addition to the usual procedural penalties, the following apply in this event:	
	a. Firing too many shots during an exposure	
	b. Any shots on the wrong target	

Classifications:

The classification scores bands are as follows:

GRSB		GRCF		LBP		LBR	
X	118 – 120	X	120	X	116 – 120	X	113 – 120
A	113 – 117	A	118 – 119	A	107 – 115	A	106 – 112
B	106 - 112	B	114 - 117	B	Up to 106	B	Up to 105
C	95 - 105	C	106 - 113				
D	Up to 94	D	Up to 105				

Multi-Target Shotgun (1135-36)

Event Numbers:	1135: SGM	1136: SGSA
Targets:	DP1	
Ammunition:	Solid slug only	
Sights:	Any	
Positions:	Standing Unsupported	
Ready Position:	45 degrees	
Course of Fire:	This event takes approximately 30 minutes to complete It requires 24 rounds The maximum possible score is 120	
Practice 1:	25 meters, 6 shots in 15 seconds, left hand target	
Practice 2:	20 meters, 3 shots on each target in 10 seconds	
Practice 3:	15 metres, 6 shots The target will make 3 appearances of 3 seconds with intervals of 5 seconds Two shots to be fired at each appearance on the right hand target The firearm must be returned to the ready position between exposures	
Practice 4:	10 meters, 3 shots on each target in 8 seconds	
Range Commands:	The general rules apply with the addition of the following initial command. Having made sure that the range is clear, the CRO commands 'WITH SIX ROUNDS LOAD AND MAKE READY'.	
Ties:	Tie breaking rules shall be applied in the order listed below: a. By the greatest number of Xs in the event b. By the highest bullet score on the left hand target c. By the highest number of Xs on the left hand target	
Procedural penalties:	In addition to the usual procedural penalties, the following apply in this event: a. Firing too many shots during an exposure b. Any shots on the wrong target	

T&D Rifle Ranges

est 1902



WWW.RIFLERANGES.CO.UK

***We are a family run
company specialising
in all things to do
with rifle ranges***

We are shooters ourselves
and strive to protect our
sport by providing a safe
and clean environment to
enjoy for years to come

E-Mail: rob@rifleranges.co.uk

Office: 01452 713214

Mobile: 07974434190

OUR SERVICES

- Range Design
- Range maintenance
- Compliance checks
- Deep cleaning
- Lead testing
- Lead assessments
- Safe blast and Rutecc
Rubber supplied
by the meter
- Lead cleaning chemicals



Directors R E Turbyfield, Rob Dunstan

Multi-Target Muzzle Loading Revolver (1142)

Event Numbers:	1142: MLR (any 6 shot MLR, any propellant)
Targets:	DP1
Sights:	Any
Positions:	Standing Unsupported
Ready Position:	45 degrees, revolver loaded and capped, cocked or uncocked at shooter's preference
Course of Fire:	This event takes approximately 60 minutes to complete It requires 24 rounds The maximum possible score is 120
Practice 1:	25 meters, 6 shots in 30 seconds, left hand target
Practice 2:	20 meters, 3 shots on each target in 20 seconds
Practice 3:	15 metres, 6 shots The target will make 3 appearances of 4 seconds Two shots to be fired at each appearance on the right hand target The firearm must be returned to the ready position between exposures
Practice 4:	10 meters, 3 shots on each target in 15 seconds
Range Commands:	The general rules apply with the addition of the following initial command. Having made sure that the range is clear, the CRO commands 'WITH SIX ROUNDS, LOAD AND MAKE READY'
Note:	This event will normally be shot as a 'walk-through' and scored at the end, rather than being scored after each practice
Ties:	Tie breaking rules shall be applied in the order listed below: a. By the greatest number of Xs in the event b. By the highest bullet score on the left hand target c. By the highest number of Xs on the left hand target
Procedural Penalties:	In addition to the usual procedural penalties, the following apply in this event: a. Firing too many shots during an exposure b. Any shots on the wrong target

Phoenix A (1301-25)

Event Numbers:	1301: GRCSB	1321: LBP - Any sights
	1302: GRCF	1322: LBR - Any sights
	1303: GRCF Open	1324: LBP - Iron sights
	1304: GRCF Classic	1325: LBR - Iron sights
Targets:	GRCSB:	DP1 (half size)
	GRCF, LBP, LBR:	DP1
Sights:	Any (see above)	
Positions:	Standing Unsupported	
Ready Position:	GRSB, GRCF: Trail	
	LBP: Holstered Loaded	
	LBR: Holstered	
Course of Fire:	This event takes approximately 45 minutes to complete It requires 40 rounds The maximum possible score is 200	
Practice 1:	25 meters	
	5 shots kneeling & 5 shots sitting	

Start in the standing position. The targets will edge for 10 seconds, during which the competitor will adopt a kneeling position, make ready and take aim. The targets will then face for 10 seconds, during which the competitor will fire 5 shots at the left hand target. The targets will then edge for 10 seconds, during which time the competitor must adopt a sitting position and may then take aim while waiting for the target to face. The targets will reappear for a further 10 second exposure, and the competitor will fire 5 shots at the right hand target

Note: the competitor is allowed to move from the kneeling to sitting position as soon as they have fired their first 5 shots – there is no need to wait for the targets to edge

Practice 2:	20 meters
	10 shots standing unsupported

Start in the standing position at 25 metres. The targets will appear for 1 second. The competitor will then have 7 seconds to advance to 20 metres and make ready. The targets will then make 5 exposures of 3 seconds with an away time of 7 seconds. Two shots only to be fired at each exposure at the left hand target. The firearm must be held at 45 degrees between exposures

Practice 3:	15 metres 10 shots standing unsupported Start in the standing position at 20m. The targets will appear for 10 seconds, during which the competitor will advance to 15m and fire one shot at each target. The targets will make 4 more exposures of 3 seconds with an away time of 7 seconds. Two shots to be fired at each exposure, one on each target. The firearm must be held at 45 degrees between exposures
Practice 4:	10 metres 10 shots standing unsupported Start in the standing position at 15 metres. The targets will appear for 10 seconds, during which the competitor will advance to 10 metres and fire. There will be two more exposures of 5 seconds. The away time will be 7 seconds. Any number of shots, to a maximum of 10, may be fired during the practice but only 5 shots will be counted on each target. The firearm must be held at 45 degrees between exposures
Range Commands:	The general rules apply with the addition of the following initial command. Having made sure that the range is clear, the CRO commands 'LOAD BUT DO NOT MAKE READY'
Loading:	If by design the firearm is not capable of loading 10 rounds the competitor may load the remaining rounds after they have made ready or during the away times
Equipment:	When shooting this event with an LBP or LBR a holster must be used
Changing Positions:	Rifles and pistols must either have no round in the chamber or have the safety applied when moving between positions. Revolvers must have the chamber open. Movement between positions (kneeling to sitting) is only required in Practice 1
Ties:	Tie breaking rules shall be applied in the order listed below: <ul style="list-style-type: none">a. By the greatest number of Xs in the eventb. By the scores at each distance, commencing with the longest distancec. By the X count at each distance, commencing with the longest distance

- Procedural Penalties:** In addition to the usual procedural penalties, the following apply in this event:
- a.** Firing too many shots during an exposure
 - b.** Any shots on the wrong target
 - c.** Moving forward with a round in the chamber
 - d.** Moving between positions in Practice 1 with a round in the chamber but no safety catch applied

Classifications: The classification scores bands are as follows:

GRSB		GRCF		LBP		LBR	
X	189 – 200	X	197 – 200	X	190 – 200	X	183 – 200
A	175 – 188	A	188 – 196	A	177 – 189	A	163 – 182
B	Up to 174	B	Up to 187	B	Up to 176	B	Up to 162

Multi-Target 3 (1401-22)

Event Numbers:	1401: GRSB	1404: GRCF Classic
	1402: GRCF	1421: LBP
	1403: GRCF Open	1422: LBR
Targets:	GRSB:	DP1 (half size)
	GRCF, LBP, LBR:	DP1
Sights:	Any	
Positions:	Standing Unsupported, Kneeling, Sitting	
Ready Position:	45 degrees	
Course of Fire:	This event takes approximately 45 minutes to complete It requires 48 rounds The maximum possible score is 240	
Practice 1:	50 meters, 18 shots in 120 seconds 6 shots kneeling on the left hand target 6 shots sitting on the right hand target 6 shots standing unsupported, 3 on each target	
Practice 2:	25 meters 12 shots standing unsupported The target will make four appearances of 5 seconds with intervals of 7 seconds Any number of shots may be fired at each exposure but only 6 shots will be counted on each target The firearm must be returned to the ready position between exposures	
Practice 3:	15 metres 12 shots standing unsupported The target will make three appearances of 3 seconds with intervals of 5 seconds Two shots to be fired at each appearance on the right hand target The firearm must be returned to the ready position between exposures The practice is then repeated using the left hand target	
Practice 4:	10 metres 6 shots standing unsupported 3 shots on each target in 8 seconds	

- Range Commands:** The general rules apply with the addition of the following initial command. Having made sure that the range is clear, the CRO commands 'WITH SIX ROUNDS, LOAD AND MAKE READY'
- Changing Positions:** Firearms must be unloaded when moving between positions. All rounds and cases must be ejected before moving. GRSB and LBP must have the action locked open and the magazine removed. In the case of a GRSB which cannot be locked open, a Range Officer will appoint an additional safety supervisor for that competitor. Revolvers must have the cylinder open. GRCF must have the lever or action open
- Reloading:** After the initial order to load, all further loading must be with rounds taken from the competitor's pocket, cartridge belt, mechanical loader, special pouch or elsewhere on the competitor's person. Back-to-back magazines are permitted, as are rounds in pouches etc. on the gun. It is the competitor's responsibility to have sufficient ammunition in their possession to complete the match or event. A dropped round, magazine, moon-clip or speedloader may not be retrieved
- Ties:** Tie breaking rules shall be applied in the order listed below:
- a. By the greatest number of Xs in the event
 - b. By the scores at each distance, commencing with the longest distance
 - c. By the X count at each distance, commencing with the longest distance
- Procedural Penalties:** In addition to the usual procedural penalties, the following apply in this event:
- a. Firing too many shots during an exposure
 - b. Any shots on the wrong target

1500 (1501-25)

Event Numbers:	1501: GR SB	1521: LBP - Any sights
	1502: GR CF	1522: LBR - Any sights
	1503: GR CF Open	1524: LBP - Iron sights
	1504: GR CF Classic	1525: LBR - Iron sights
Targets:	GR SB:	B1 Reduced
	GR CF, LBP, LBR:	B1 Full size
Sights:	Any (see above)	
Positions:	GR SB, GR CF: Standing Unsupported, Kneeling, Sitting LBP, LBR: Standing Unsupported, Standing Supported, Kneeling, Sitting	
Ready Position:	GR SB, GR CF: Parallel LBP: Holstered Loaded LBR: Holstered	
Course of Fire:	This event takes approximately 90 minutes to complete It requires 150 rounds The maximum possible score is 1500	
Practice 1:		
Stage 1:	10 meters, 12 shots, including reloading, standing unsupported	
Stage 2:	15 meters, 12 shots, including reloading, standing unsupported	
	GR SB, LBP, LBR: 20 seconds (LBR: double action only) GR CF: 30 seconds	
Practice 2:	25 meters, 18 shots in 90 seconds including reloading	
	GR SB, GR CF:	6 shots kneeling 6 shots left shoulder standing unsupported 6 shots right shoulder standing unsupported
	LBP, LBR:	6 shots kneeling 6 shots left hand standing using barricade for support (LBR: double action only) 6 shots right hand standing using barricade for support (LBR: double action only)

Practice 3: 50 meters, 24 shots in 165 seconds including reloading

GRSB, GRCF: 6 shots kneeling
6 shots sitting
6 shots left shoulder standing unsupported
6 shots right shoulder standing unsupported

LBP, LBR: 6 shots sitting
6 shots kneeling using barricade for support or prone (depending on range restrictions)
6 shots left hand standing using barricade for support
6 shots right hand standing using barricade for support

(**LBR:** single or double action)

Practice 4:

Stage 1: 25 meters, 12 shots in 35 seconds including reloading, standing unsupported

Stage 2: 25 meters, 12 shots in 35 seconds including reloading, standing unsupported

(**LBR:** double action only)

Practice 5:

Stage 1: 10 meters, 12 shots, standing unsupported

GRSB, LBP, LBR: 20 seconds

GRCF: 30 seconds

Stage 2: 25 meters, 18 shots in 90 seconds including reloading

GRSB, GRCF: 6 shots kneeling
6 shots left shoulder standing unsupported
6 shots right shoulder standing unsupported

LBP, LBR: 6 shots kneeling
6 shots left hand standing using barricade for support
(**LBR:** double action)
6 shots right hand standing using barricade for support
(**LBR:** double action)

Stage 3: 50 meters, 24 shots in 165 seconds including reloading

GRSB, GRCF: 6 shots kneeling
6 shots sitting
6 shots left shoulder standing unsupported
6 shots right shoulder standing unsupported

LBP, LBR: 6 shots sitting
6 shots kneeling using barricade for support or prone (depending on range restrictions)
6 shots left hand standing using barricade for support
6 shots right hand standing using barricade for support

(**LBR:** single or double action)

Stage 4: 25 meters, 6 shots in 12 seconds, standing unsupported

(**LBR:** double action only)

Range Commands: The general rules apply with the addition of the following initial command. Having made sure that the range is clear, the CRO commands 'WITH SIX ROUNDS, RIFLES LOAD AND MAKE READY, PISTOLS AND REVOLVERS LOAD AND HOLSTER'

Changing Positions: Firearms must be unloaded when moving between positions. All rounds and cases must be ejected before moving. GRSB and self-loading pistols must have the action locked open and the magazine removed. In the case of a GRSB which cannot be locked open, a Range Officer will appoint an additional safety supervisor for that competitor. Revolvers must have the cylinder open. GRCF must have the lever or action open. This rule does not apply when moving the firearm between shoulders / hands in the standing position

Reloading: After the initial order to load, all further loading must be with rounds taken from the competitor's pocket, cartridge belt, mechanical loader, special pouch or elsewhere on the competitor's person. Back-to-back magazines are permitted, as are rounds in pouches etc. on the gun. It is the competitor's responsibility to have sufficient ammunition in their possession to complete the match or event

- Ties:** Tie breaking rules shall be applied in the order listed below:
- By the greatest number of Xs in the event
 - By the greatest number of Xs in Matches 3 and 4 combined
 - By the fewest misses in the event
 - By the fewest number of shots of lowest value in that event
 - By the fewest number of shots of the next lower value in the event

Range Equipment: A barricade will be provided for each competitor using an LBP or LBR for the standing supported position at both 25 and 50 metres. It should be a wooden post, square or rectangular in section, fixed on the firing line and sufficiently strong to remain immobile. It should ideally be at least 100mm square and two metres in height

- Procedural Penalties:** In addition to the usual procedural penalties, the following apply in this event:
- Moving between positions with a closed firearm
 - Allowing part of an LBR or LBP to make contact with the barricade when firing
 - Touching any part of the LBR or LBP forward of the trigger guard with either the firing hand or supporting hand when using the barricade
 - For LBP and LBR, when using the barricade, allowing any part of a foot to extend over the foot fault line extending to the rear of the barricade at 90 degrees to the firing line. In the left hand barricade position, no part of the foot may extend to the left of the foot fault line and vice versa

Classifications: The classification scores bands are as follows:

	GRSB		GRCF		LBP		LBR
X	1481 – 1500	X	1494 – 1500	X	1485 – 1500	X	1468 – 1500
A	1471 – 1480	A	1490 – 1493	A	1450 – 1484	A	1400 – 1467
B	1448 – 1470	B	1480 – 1489	B	Up to 1449	B	Up to 1399
C	1375 – 1447	C	1456 – 1479				
D	Up to 1374	D	Up to 1455				

1020 (1601-22)

Event Numbers:	1601: GRSB	1604: GRCF Classic
	1602: GRCF	1621: LBP
	1603: GRCF Open	1622: LBR
Targets:	GRSB:	B1 Reduced
	GRCF, LBP, LBR:	B1 Full size
Sights:	Any	
Positions:	Standing Unsupported, Kneeling, Sitting	
Ready Position:	GRSB, GRCF: Parallel	
	LBP: Holstered Loaded	
	LBR: Holstered	
Course of Fire:	This event takes approximately 45 minutes to complete	
	It requires 102 rounds	
	The maximum possible score is 1020	
Practice 1:		
Stage 1:	10 meters, 12 shots, including reloading, standing unsupported	
Stage 2:	15 meters, 12 shots, including reloading, standing unsupported	
	GRSB, LBP, LBR: 20 seconds (LBR: double action only)	
	GRCF: 30 seconds	
Practice 2:	25 meters, 18 shots in 90 seconds including reloading	
	6 shots kneeling	
	6 shots left shoulder / hand standing unsupported	
	6 shots right shoulder / hand standing unsupported	
	(LBR: double action only)	
Practice 3:		
Stage 1:	25 meters, 12 shots in 35 seconds including reloading, standing unsupported	
Stage 2:	25 meters, 12 shots in 35 seconds including reloading, standing unsupported	
	LBR: (double action only)	

Practice 4:	25 meters, 24 shots in 165 seconds including reloading
GRSB, GRCF:	6 shots kneeling 6 shots sitting 6 shots left shoulder standing unsupported 6 shots right shoulder standing unsupported
LBP, LBR:	6 shots sitting 6 shots kneeling 6 shots left hand standing 6 shots right hand standing (LBR: single or double action)

Practice 5:

Stage 1:	25 meters, 6 shots in 12 seconds, standing unsupported
Stage 2:	25 meters, 6 shots in 12 seconds, standing unsupported

LBR: (double action only)

Range Commands:	The general rules apply with the addition of the following initial command. Having made sure that the range is clear, the CRO commands 'WITH SIX ROUNDS, RIFLES LOAD AND MAKE READY, PISTOLS AND REVOLVERS LOAD AND HOLSTER'
------------------------	--

Changing Positions:	Firearms must be unloaded when moving between positions. All rounds and cases must be ejected before moving. GRSB and self-loading pistols must have the action locked open and the magazine removed. In the case of a GRSB which cannot be locked open, a Range Officer will appoint an additional safety supervisor for that competitor. Revolvers must have the cylinder open. GRCF must have the lever/ action open. This rule does not apply when moving the firearm between shoulders/ hands in the standing position
----------------------------	---

Reloading:	After the initial order to load, all further loading must be with rounds taken from the competitor's pocket, cartridge belt, mechanical loader, special pouch or elsewhere on the competitor's person. Back-to-back magazines are permitted, as are rounds in pouches etc. on the gun. It is the competitor's responsibility to have sufficient ammunition in possession to complete the match or event
-------------------	---

Ties:	Tie breaking rules shall be applied in the order listed below: a. By the greatest number of Xs b. By the fewest misses c. By the fewest number of shots of lowest value d. By the fewest number of shots of the next lower value
--------------	--

Procedural Penalties: In addition to the usual procedural penalties, the following apply:
a. Moving between positions with a closed firearm

Classifications: The classification scores bands are as follows:

GRSB		GRCF	
X	1016 - 1020	X	1020
A	1003 - 1015	A	1015 - 1019
B	Up to 1002	B	Up to 1014

SWATCOM™

Hear and be Heard

SWATCOM are manufacturers of high quality professional communication solutions.

We offer off-the-shelf and bespoke solutions for professional user's around the world, to enhance their communication and personal safety, in some of the most demanding environments.



Active8

- Waterproof sealed Military Spec, electronics, microphones and battery compartment, submersible to 1 metre for 30 min.
- ASIC digital electronic sound reproduction compresses impulse noises to ensure true life stereo sound reproduction.



SC37 Fleximic

SC37 Fleximic

- Noise-cancelling water resistant electret microphone
- Simple, rugged, lightweight attachment to all SWATCOM Active8 HEADBAND headsets

SWATCOM™

Hear and be Heard

Facebook SWATCOMuk
Twitter SWATCOM
Instagram talkingheadsetsltd

FOR MORE INFORMATION
CHECK OUT OUR WEBSITE
WWW.SWATCOM.COM

Bianchi (1701-25)

Event Numbers:	1701: GRSB	1721: LBP - Any sights
	1702: GRCF	1722: LBR - Any sights
	1703: GRCF Open	1724: LBP - Iron sights
	1704: GRCF Classic	1725: LBR - Iron sights
Targets:	GRSB:	D1 Reduced, 4 inch plates
	GRCF, LBP, LBR:	D1 Full size, 8 inch plates
Sights:	Any (see above). Any number of sighting systems may be used on the same gun provided they remain fixed in place throughout all four matches of the event	
Positions:	Standing unsupported, standing supported, kneeling and sitting. Prone in the Practical and Falling Plate matches (where range regulations allow); the butt of the revolver or pistol may touch the ground	
Ready Position:	GRSB, GRCF: Parallel	
	LBP: Holstered Ready. Both hands at the same height as the head or, for the Barricade Match, with both palms flat against the barricade	
	LBR: Holstered. Both hands at the same height as the head or, for the Barricade Match, with both palms flat against the barricade	
Course of Fire:	This event takes approximately 90 minutes to complete	
	It requires 192 rounds	
	The maximum possible score is 1920	
	Different conditions apply to each of the four types of firearm; these are shown under each match and referenced to each type	
	The standard event for all championship meetings, which qualifies for classifications and record scores, consists of the Practical Match, the Falling Plate Match, the Barricade Match and the Moving Target Match	
	These can be shot in any order	
	When one of the standard matches cannot be shot due to range limitations, the alternative matches (Los Alamitos and Rapid Fire) may be shot instead In this case the event does not count towards classifications (even if it is shot in classes) or record scores	

Practical Match (inc. 25m modified): This match is fired standing unsupported, kneeling, sitting or prone

Stage 1:	10 meters	3 seconds	1 shot on each target
		4 seconds	2 shots on each target
		8 seconds	3 shots on each target
		LBP, LBR: Weak hand freestyle GRSB, GRCF: Weak shoulder	
Stage 2:	15 meters	4 seconds	1 shot on each target
		5 seconds	2 shots on each target
		6 seconds	3 shots on each target
Stage 3:	25 (20) meters	5 (4) seconds	1 shot on each target
		6 (5) seconds	2 shots on each target
		7 (6) seconds	3 shots on each target
Stage 4:	50 (25) meters	7 (5) seconds	1 shot on each target
		10 (6) seconds	2 shots on each target
		15 (7) seconds	3 shots on each target

Falling Plate Match: This match is fired standing unsupported, kneeling, sitting or prone. Only plates that fall within the time limit will count for score

Stage 1:	10 meters	6 seconds	1 shot on each plate
		6 seconds	1 shot on each plate
Stage 2:	15 meters	7 seconds	1 shot on each plate
		7 seconds	1 shot on each plate
Stage 3:	20 meters	8 seconds	1 shot on each plate
		8 seconds	1 shot on each plate
Stage 4:	25 meters	9 seconds	1 shot on each plate
		9 seconds	1 shot on each plate

Barricade Match: This match is fired standing, supported by the barricade. The gun may touch the barricade. See B6.7 & B6.8

Stage 1:	10 meters	6 seconds 6 seconds	6 shots on a target from one side 6 shots on the other target from the other side
Stage 2:	15 meters	7 seconds 7 seconds	6 shots on a target from one side 6 shots on the other target from the other side
Stage 3:	25 meters	8 seconds 8 seconds	6 shots on a target from one side 6 shots on the other target from the other side
Stage 4:	35 meters	9 seconds 9 seconds	6 shots on a target from one side 6 shots on the other target from the other side

Moving Target Match: This match is fired standing unsupported

Stage 1:	10 meters	6 seconds 6 seconds	6 shots, target R > L 6 shots, target L > R
Stage 2:	15 meters	6 seconds 6 seconds	6 shots, target R > L 6 shots, target L > R
Stage 3:	20 meters	6 seconds 6 seconds 6 seconds 6 seconds	3 shots, target R > L 3 shots, target L > R 3 shots, target R > L 3 shots, target L > R
Stage 4:	25 meters	6 seconds 6 seconds 6 seconds 6 seconds	3 shots, target R > L 3 shots, target L > R 3 shots, target R > L 3 shots, target L > R

The Unsupported Standard Match:

This match is fired standing unsupported, kneeling, sitting or prone. Only plates that fall within the time limit will count for score

Stage 1:	10 meters	6 seconds	2 shots on each target, strong hand freestyle or strong shoulder
		6 seconds	2 shots on each target, weak hand freestyle or weak shoulder
Stage 2:	15 meters	7 seconds	2 shots on each target, strong hand, strong hand freestyle or strong shoulder, weak hand freestyle or weak shoulder
Stage 3:	20 meters	8 seconds	2 shots on each target, strong hand freestyle or strong shoulder
		8 seconds	2 shots on each target, weak hand freestyle or weak shoulder
Stage 4:	25 meters	9 seconds	2 shots on each target, strong hand freestyle or strong shoulder
		9 seconds	2 shots on each target, weak hand freestyle or weak shoulder

Alternative Moving Target Match – Los Alamitos Match (modified):

Stages 1-5 of this match are shot standing unsupported. Stage 6 is shot standing behind the barricade taking full account of shooting area boundaries (see B6.7, B6.8). Start for LBP, LBR: from the holster, with hands above shoulders

Stage 1:	10 meters	2.5 seconds	2 shots on centre target
		2.5 seconds	2 shots on right target
		2.5 seconds	2 shots on left target
		3 exposures of 2.5 secs, 10 secs away time	
		LBP: re-holster between exposures, safety re-applied	
		LBR: re-holster between exposures	
Stage 2:	10 meters	6 seconds	2 shots on each target
		LBP, LBR: Strong hand only (i.e. NOT supported by weak hand)	
		GRCF, GRSB: Strong shoulder	

Stage 3:	10 meters	10 seconds	2 shots on each target
	LBP, LBR: Strong hand only (i.e. NOT supported by weak hand) GRCF, GRSB: Strong shoulder		
Stage 4:	10 meters	18 seconds	2 shots on each target freestyle
	GRSB, LBP, LBR: Reload GRCF: Reload with a minimum of 2 rounds		
			2 further shots on each target
	GRSB, GRCF: Weak shoulder LBP, LBR: Weak hand freestyle (i.e. can be supported by strong hand)		
Stage 5:	15 meters	8 seconds	2 shots on each target freestyle
Stage 6:	25 meters	10 seconds	2 shots on each target, right side of barricade
			Reload
		10 seconds	2 shots on each target, left side of barricade, <i>shot from behind the barricade, conditions as per barricade match</i>

Alternative of Falling Plates Match – Rapid Fire Match (modified):

This match is shot standing unsupported

Stage 1:	25 meters	10 seconds 10 seconds 10 seconds	1 shot on each target 1, 3, 5 1 shot on each target 1 shot on each target
Stage 2:	25 meters	8 seconds 8 seconds	1 shot on each target 1 shot on each target
Stage 3:	25 meters	5 seconds 5 seconds	1 shot on each target 1 shot on each target

Range Commands:	The general rules apply with the addition of the following initial command. Having made sure that the range is clear, the CRO commands 'LOAD AND MAKE READY'
Ties:	<p>Tie breaking rules shall be applied in the order listed below:</p> <ol style="list-style-type: none">By the greatest number of Xs in the eventBy the highest score in the Moving Target MatchBy the highest score in the Falling Plate MatchBy the highest score in the Barricade MatchBy the highest score in the Practical Match
Target Positions:	<p>Practical Match: Two targets, 4½ feet from centre to centre and about 6 feet to the top of the targets</p> <p>Falling Plate Match: Six 8 inch (GRCF, LBP, LBR) or six 4 inch (GRSB) plates placed at 20 inch centres and about 4 feet from the ground to the bottom edge</p> <p>Barricade Match: Two targets, 7½ feet from centre to centre and about 6 feet to the top of the targets</p> <p>Moving Target Match: One target, about 6 feet to the top of the target</p> <p>Los Alamitos Match: Three targets, 2½ feet from centre to centre and about 6 feet to the top of the targets</p> <p>Rapid Fire Match: Five targets, 3 feet from centre to centre and about 6 feet to the top of the targets</p>
Range Equipment:	<p>Barricade: 6 feet high, 2 feet wide, with an up to infinite foot long firing area behind the barricade for the shooter</p> <p>Moving Target: The target will move from concealment behind a cover, travel 60 feet in 6 seconds and disappear behind another cover</p> <p>Firing area: For the Moving Target Match there will be a clearly marked 3 foot square firing area at each distance at the centre of the 60 foot run of the target</p>

- Procedural Penalties:** In addition to the usual procedural penalties, the following apply in this event:
- a. Lowering the hands from the start position before the start signal
 - b. Removing the hands from the barricade before the start signal
 - c. Firing a shot while a part of the foot is outside the designated firing area (See graphic)
 - d. Firing a shot in the Moving Target Match which penetrates the cover on either side

Classifications: The classification scores bands are as follows:

GRSB		GRCF		LBP		LBR	
X	1836 – 1920	X	1890 – 1920	X	1895 – 1920	X	1825 – 1920
A	1701 – 1835	A	1801 – 1889	A	1750 – 1894	A	1750 – 1824
B	Up to 1700	B	Up to 1800	B	Up to 1749	B	Up to 1749

WA48 (1821-22)

Event Numbers:	1821: LBP	1822: LBR
Targets:	B1	
Sights:	Any	
Positions:	Standing Unsupported, Standing Supported, Kneeling, Sitting	
Ready Position:	LBP: Holstered Loaded LBR: Holstered	
Course of Fire:	This event takes approximately 30 minutes to complete It requires 48 rounds The maximum possible score is 480 LBRs must be fired double action throughout Targets will normally be scored at the end of Practice 2 and Practice 4	
Practice 1:	7 meters, 6 shots in 8 seconds, standing unsupported, strong hand only. (Note: LBPs will be racked using the weak hand before engaging the target; the weak hand may also be used to clear jams)	
Practice 2:	10 metres, 12 shots in 20 seconds, including reloading, standing unsupported	
Practice 3:	15 metres, 12 shots in 20 seconds, including reloading, standing unsupported	
Practice 4:	25 metres, 18 shots in 90 seconds 6 shots, kneeling using barricade for support 6 shots left hand, standing using barricade for support 6 shots right hand, standing using barricade for support	
Range Commands:	The general rules apply with the addition of the following initial command. Having made sure that the range is clear, the CRO commands 'WITH SIX ROUNDS LOAD AND HOLSTER'	
Changing Positions:	When moving from kneeling to standing position the gun must be empty and open	
Reloading:	After the initial order to load, all further loading must be with rounds taken from the competitor's pocket, cartridge belt, mechanical loader, special pouch or elsewhere on the competitor's person. It is the competitor's responsibility to have sufficient ammunition in their possession to complete the event	

- Ties:** Tie breaking rules shall be applied in the order listed below:
- a. By the greatest number of Xs in the event
 - b. By the fewest misses in the event
 - c. By the fewest number of shots of lowest value in that event
 - d. By the fewest number of shots of the next lower value in the event
- Range Equipment:** A barricade will be provided for each competitor for the standing supported position at 25 metres. It should be a wooden post, square or rectangular in section, fixed on the firing line and sufficiently strong to remain immobile. It should, ideally, be at least 100mm square and two metres in height
- Procedural Penalties:** In addition to the usual procedural penalties, the following apply in this event:
- a. Firing any shot which is not strong-hand-only in Stage 1
 - b. Moving from kneeling to standing with a closed firearm
 - c. Allowing part of an LBR or LBP to make contact with the barricade when firing
 - d. Touching any part of the barrel of an LPB and LBR with either the firing hand or supporting hand when using the barricade
 - e. When using the barricade, allowing any part of a foot or knee to extend over the outside edge of the foot fault line extending to the rear of the barricade



Printing Professionals

Established 1977


SPECIALIST PRINTERS TO THE SHOOTING COMMUNITY

- Targets (Small to Large)
- Firearms Register Books
- Membership Cards
- Event Booklets
- Brochures
- Corporate & Commercial Stationery
- Leaflets
- Large or Small Quantities

**IF THIS ADVERT HAS CREATED AN INTEREST IN OUR COMPANY THEN
PLEASE CONTACT US TO FULLY DISCUSS YOUR REQUIREMENTS:**

**Woking Print, The Print Works, St Johns Lye, St Johns,
Woking, Surrey GU21 7RS**

Tel: 01483 884884

**Email: malcolm@wokingprint.com
www.wokingprint.com
Find us on Facebook **



Advancing Target (1901-25)

Event Numbers:	<div> 1901: GRSB 1902: GRCF 1903: GRCF Open 1904: GRCF Classic 1911: GRSB Adapted </div> <div> 1921: LBP - Any sights 1922: LBR - Any sights 1924: LBP - Iron sights 1925: LBR - Iron sights </div>			
Targets:	<div> GRSB, Adapted: GRCF, LBP, LBR: </div> <div> DP1 (half size) DP1 </div>			
Sights:	Any (see above)			
Position:	Standing Unsupported Adapted: Seated Supported (<i>see B6.9</i>)			
Ready Position:	45 degrees Adapted: Parallel Adapted (<i>see B6.1</i>)			
Course of Fire:	This event takes approximately 30 minutes to complete It consists of 6 identical Practices GRSB: It requires 60 rounds GRSB: The maximum possible score is 300 GRCF, LBP, LBR: It requires 36 rounds GRCF, LBP, LBR: The maximum possible score is 180			
Practice 1 - 6:	Target will advance from 25 to 10 metres in about 10 seconds, then turn away GRSB: 10 rounds to be fired while the target is facing GRCF, LBP, LBR: 6 rounds to be fired while the target is facing			
Range Commands:	The general rules apply with the addition of the following initial command. Having made sure that the range is clear, the CRO commands 'LOAD AND MAKE READY'			
Range Equipment:	A target carrier capable of advancing from 25m to the firing line at an even pace. The target will start faced and will advance from 25m to 10m in 10 seconds. The target will edge at the 10m point			
Ties:	Tie breaking rules shall be applied in the order listed below: <ol style="list-style-type: none"> By the greatest number of Xs in the event By the scores for each practice, commencing with the final practice and working backwards By the X count for each practice, commencing with the final practice and working backwards 			
Classifications:	The classification scores bands are as follows:			
	GRSB	GRCF	LBP	LBR
X	290 - 300	X 180	X 177 – 180	X 174 – 180
A	281 - 289	A 178 – 179	A 169 – 176	A 163 – 173
B	272 - 280	B 174 - 177	B Up to 168	B Up to 162
C	250 - 271	C 165 - 173		
D	Up to 249	D Up to 164		

Advancing Target Muzzle Loading Revolver (1942)

Event Numbers:	1942: MLR (any 5 shot or more MLR, any propellant)
Targets:	DP1
Sights:	Any
Position:	Standing Unsupported, freestyle
Ready Position:	45 degrees, revolver loaded and capped
Course of Fire:	This event takes approximately 30 minutes to complete It consists of 3 identical Practices It requires 15 rounds The maximum possible score is 75
Practice 1 - 3:	Target will advance from 25 to 10 metres in about 10 seconds, then turn away 3 rounds to be fired while the target is facing
Range Commands:	The general rules apply with the addition of the following initial command. Having made sure that the range is clear, the CRO commands 'LOAD AND MAKE READY'
Range Equipment:	A target carrier capable of advancing from 25 metres to the firing line at an even pace. The target will start faced and will advance from 25 metres to 10 metres in 10 seconds. The target will edge at the 10 metre point
Ties:	Tie breaking rules shall be applied in the order listed below: <ol style="list-style-type: none">By the greatest number of Xs in the eventBy the scores for each practice, commencing with the final practice and working backwardsBy the X count for each practice, commencing with the final practice and working backwards

Speed Steels Challenge (2101-22)

Event Numbers:	2101: GRSB	2111: GRSB Adapted
	2102: GRCF	2121: LBP
	2103: GRCF Open	2122: LBR
	2104: GRCF Classic	
Targets:	Four round steel plates up to 18 inch diameter and one rectangular steel plate up to 18 x 24 inch per stage	
Sights:	Any	
Position:	Standing Unsupported Adapted: Seated Supported (<i>see B6.9</i>)	
Ready Position:	GRSB, GRCF: Parallel or 45 degrees LBP, LBR: 45 degrees Adapted: Parallel Adapted (<i>see B6.1</i>)	
Course of Fire:	This event takes approximately 30 minutes to complete It consists of 5 Practices, each with a unique layout It requires a minimum of 75 rounds No jacketed bullets of any type are allowed	
Practice 1 - 5:	3 runs on each stage with the fastest 2 runs from each stage to count, maximum of 30 seconds recordable for any one run. Distance to plates 15-30m On the audible start, the competitor will engage the 4 round steels with a minimum of 1 round on each in any order and then the rectangular stop-plate, which must be engaged last	
Range Commands:	The general rules apply. However, each stage of this event operates independently with one shooter and one RO. Having made sure that the range is clear, the CRO gives the ROs permission to proceed and each RO will then issue the command 'LOAD AND MAKE READY' to the shooter on their stage. Note that the competitor may load with any number of rounds	
Procedural Penalties:	If the rectangular stop-plate is hit before all 4 of the round steels have been hit, the time for that run is recorded as 30 seconds	
Ties:	Tie breaking rules shall be applied according to the fastest run on any stage	
Note:	A competitor may shoot this event as many times as they wish; the highest achieved score during the meeting will count	

25m Timed (2301-11)

Event Numbers:	2301: GRSB	2311: GRSB Adapted
Targets:	PL14	
Sights:	Any (Spotting scopes may be used)	
Position:	Standing Unsupported Adapted: Seated Supported (<i>see B6.9</i>)	
Ready Position:	45 degrees Adapted: Parallel Adapted (<i>see B6.1</i>)	
Course of Fire:	This event takes approximately 45 minutes to complete It requires 35 rounds The maximum possible score is 300	
Sighters:	5 shots in 150 seconds	
Practice 1:	25 meters, two series of 5 shots in 150 seconds	
Practice 2:	25 meters, two series of 5 shots in 20 seconds	
Practice 3:	25 meters, two series of 5 shots in 10 seconds	
Range Commands:	The general rules apply with the addition of the following initial command. Having made sure that the range is clear, the CRO commands 'WITH FIVE ROUNDS, LOAD AND MAKE READY'	
Scoring:	Targets are scored at the end of each practice (i.e. there will be 10 shots on each target)	
Malfunctions Allowed:	There are no malfunction allowances in this event	
Ties:	Tie breaking rules shall be applied in the order listed below: a. By the greatest number of Xs in the event b. By the scores in each practice in the order 3, 2, 1 c. By the X count in each practice in the order 3, 2, 1	

25m Timed Muzzle Loading Revolver (2342)

Event Numbers:	2342: MLR (any 5 shot or more MLR, any propellant)
Targets:	PL7
Sights:	Any iron
Position:	Standing Unsupported, freestyle
Ready Position:	45 degrees, revolver loaded and capped
Course of Fire:	This event takes approximately 45 minutes to complete It requires 15 rounds The maximum possible score is 150
Sighters:	5 shots in 180 seconds
Practice 1:	25 meters, 5 shots in 180 seconds
Practice 2:	25 meters, 5 shots in 180 seconds
Practice 3:	25 meters, 5 shots in 20 seconds
Range Commands:	The general rules apply with the addition of the following initial command. Having made sure that the range is clear, the CRO commands 'WITH FIVE ROUNDS LOAD AND MAKE READY'
Scoring:	Targets are scored at the end of each practice (i.e. there will be 5 shots on each target)
Malfunctions Allowed:	There are no malfunction allowances in this event
Ties:	Tie breaking rules shall be applied in the order listed below: a. By the greatest number of Xs in the event b. By the scores in each practice in the order 3, 2, 1 c. By the X count in each practice in the order 3, 2, 1

Sport Pistol (2521)

Event Numbers:	2521: LBP (multi-shot)
Targets:	PL7 (Precision), PL17 (Rapid)
Sights:	Any colour iron (Spotting scopes may be used)
Position:	Standing Unsupported
Ready Position:	45 degrees
Course of Fire:	This event takes approximately 120 minutes to complete It requires 70 rounds The maximum possible score is 600
Sighters:	Precision: 5 shots in 6 minutes Rapid: 5 shots, one shot fired at each appearance
Practice 1-3 (Precision):	25 meters, two series of 5 shots in 6 minutes
Practice 4-6 (Rapid):	25 meters, two series of 5 shots During each series the target appears 5 times, each time for 3 seconds with an away time of 7 seconds between each appearance; 1 shot only to be fired at each exposure
Range Commands:	The general rules apply with the addition of the following initial command. Having made sure that the range is clear, the CRO commands 'WITH FIVE ROUNDS, LOAD AND MAKE READY'
Scoring:	Targets are scored at the end of each practice (i.e. there will be 10 shots on each target)
Malfunctions Allowed:	There are no malfunction allowances in this event
Ties:	Tie breaking rules shall be applied in the order listed below: a. By the greatest number of Xs in the event b. By the scores in each practice in the order 6, 5, 4, 3, 2, 1 c. By the X count in each practice in the order 6, 5, 4, 3, 2, 1

NRA Rapid Fire Pistol (2621-22)

Event Numbers:	2621: LBP	2622: LBR
Targets:	5 x PL17	
Sights:	Any (Spotting scopes may be used)	
Position:	Standing Unsupported, strong hand only	
Ready Position:	45 degrees Competitors must return to the ready position between each series of 5 shots	
Course of Fire:	This event takes approximately 20 minutes to complete It requires 35 rounds The maximum possible score is 300	
Sighters:	5 shots in 10 seconds, one shot per target	
Practice 1:	25 meters, two series of 5 shots in 10 seconds, 1 shot per target	
Practice 2:	25 meters, two series of 5 shots in 8 seconds, 1 shot per target	
Practice 3:	25 meters, two series of 5 shots in 6 seconds, 1 shot per target	
Range Commands:	The general rules apply with the addition of the following initial command. Having made sure that the range is clear, the CRO commands 'WITH FIVE ROUNDS, LOAD AND MAKE READY'	
Scoring:	Targets will be scored at the end of the match, inward gauging. If there are more than 6 shots on any target, only the highest 6 will count	
Ties:	Tie breaking rules shall be applied in the order listed below: a. By the greatest number of Xs in the event b. By the scores on each target in the order 5, 4, 3, 2, 1 c. By the X count on each target in the order 5, 4, 3, 2, 1	
Procedural Penalties:	In addition to the usual procedural penalties, the following apply in this event: a. Firing more than 5 shots in a string – one penalty per additional shot fired	

Standard Pistol (2721)

Event Numbers:	2721: LBP (multi-shot)
Targets:	PL7
Sights:	Any colour iron (Spotting scopes may be used)
Position:	Standing Unsupported
Ready Position:	45 degrees
Course of Fire:	This event takes approximately 90 minutes to complete It requires 60 rounds The maximum possible score is 600
Sighters:	5 shots in 150 seconds
Practice 1-2:	25 meters, two series of 5 shots in 150 seconds
Practice 3-4:	25 meters, two series of 5 shots in 20 seconds
Practice 5-6:	25 meters, two series of 5 shots in 10 seconds
Range Commands:	The general rules apply with the addition of the following initial command. Having made sure that the range is clear, the CRO commands 'WITH FIVE ROUNDS, LOAD AND MAKE READY'
Scoring:	Targets will be scored at the end of each practice (i.e. there will be 10 shots on each target)
Malfunction Allowed:	There are no malfunction allowances in this event
Ties:	Tie breaking rules shall be applied in the order listed below: a. By the greatest number of Xs in the event b. By the scores in each practice in the order 6, 5, 4, 3, 2, 1 c. By the X count in each practice in the order 6, 5, 4, 3, 2, 1

The Grand (2901)

Event Numbers:	2901: GRSB
Targets:	DP2 (half size), Melon, 5 of Diamonds
Sights:	Any
Position:	Standing Unsupported, Sitting, Kneeling
Ready Position:	45 degrees
Course of Fire:	This event takes approximately 60 minutes to complete It requires 100 rounds The maximum possible score is 1000
Practice 1:	
Stage 1:	25 meters, 10 shots on DP2 target, standing unsupported 3 exposures of 4 seconds, any number of shots may be fired during each exposure
Stage 2:	25 meters, 10 shots on DP2 target, kneeling 3 exposures of 4 seconds, any number of shots may be fired during each exposure
Practice 2:	25 meters, 10 shots in 8 seconds on Melon target, sitting
Practice 3:	
Stage 1:	25 meters, 10 shots in 12 seconds on 5 of Diamonds target, standing unsupported 2 shots on each diamond
Stage 2:	25 meters, 10 shots in 12 seconds on 5 of Diamonds target, kneeling 2 shots on each diamond
Practice 4:	
Stage 1:	50 meters, 10 shots on DP2 target, standing unsupported 3 exposures of 6 seconds, any number of shots may be fired during each exposure
Stage 2:	50 meters, 10 shots on DP2 target, kneeling 3 exposures of 6 seconds, any number of shots may be fired during each exposure
Practice 5:	50 meters, 10 shots in 9 seconds on Melon target, sitting

Practice 6:

Stage 1: 50 meters, 10 shots in 15 seconds on 5 of Diamonds target,
standing unsupported
2 shots on each diamond

Stage 2: 50 meters, 10 shots in 15 seconds on 5 of Diamonds target,
kneeling
2 shots on each diamond

Range Commands: The general rules apply with the addition of the following initial command. Having made sure that the range is clear, the CRO commands 'WITH TEN ROUNDS, LOAD AND MAKE READY'

Scoring: In addition to the general rules, each miss in Practices 3 and 6 incurs a 10 point penalty

Ties: Tie breaking rules shall be applied in the order listed below:

- a. By the greatest number of Xs in the event
- b. By the scores in each Practice in the order 6, 5, 4, 3, 2, 1
- c. By the X count in each Practise 4, then in Practice 1

NRA Embassy Cup (3335-36)

Event Numbers:	3335: SGM	3336: SGSA
Targets:	2x IPSC Full size	
Sights:	Any	
Ammunition:	Solid Slug	
Position:	Standing Unsupported, Kneeling, Sitting, Prone	
Ready Position:	Parallel	
Course of Fire:	This event takes approximately 30 minutes to complete It requires 24 rounds The maximum possible score is 120	
Practice 1:	25 meters, 8 rounds in 20 seconds Start with a minimum of 4 rounds loaded 2 rounds fired at each target, standing unsupported Reload with a minimum of 4 rounds 2 rounds fired at each target, prone	
Practice 2:	20 meters, 8 rounds in 20 seconds Start with a minimum of 4 rounds loaded 2 rounds fired at each target, standing unsupported Reload with a minimum of 4 rounds 2 rounds fired at each target, sitting	
Practice 3:	15 meters, 8 rounds in 20 seconds Start with a minimum of 4 rounds loaded 2 rounds fired at each target, standing unsupported Reload with a minimum of 4 rounds 2 rounds fired at each target, kneeling	
Range Commands:	The general rules apply with the addition of the following initial command. Having made sure that the range is clear, the C.R.O. commands 'WITH AT LEAST 4 ROUNDS LOAD AND MAKE READY', the competitor can then load 4 or more rounds.	
Loading:	Initial Loading can be from any source of ammunition	
Reloading:	All rounds to be used for reloading must be carried on the person of the competitor	

Ties:

Tie breaking rules shall be applied in the order listed below:

- a. By the greatest number of As in the event
- b. By the scores at each distance, commencing with the longest distance
- c. By the A count at each distance, commencing with the longest distance

Procedural penalties:

In addition to the usual procedural penalties, the following apply in this event:

- a. Firing too many shots during an exposure.
- b. Any shots on the wrong target
- c. Not reloading with four or more rounds
- d. Changing position before reloading

Service Match (3430)

Event Numbers:	3430: SGSV	3434: SG
Targets:	2x DP1	
Ammunition:	Solid Slug only	
Sights:	As per class	
Positions:	Standing unsupported and kneeling	
Ready Position:	45 Degrees	
Course of Fire:	This event takes approximately 45 minutes to complete It requires 24 rounds The maximum possible score is 120	
Practice 1:	25 metres – 8 shots The target will make 4 double exposures of 3 seconds face, 6 seconds away, 3 seconds face. The first shot in each double exposure must be fired from the standing position and the second shot from the kneeling position. After each double exposure the competitor is to revert to the standing ready position. All shots are to be fired on the left hand target. The interval between pairs of exposures is 6 seconds.	
Practice 2:	50 metres – 8 shots The target will make 4 exposures of 5 seconds with a 4 second away time. 2 shots are to be fired on the right hand target from the standing position. Competitors must return to the standing ready position between exposures.	
Practice 3:	50 metres - 8 shots The target will make 2 appearances of 8 seconds with an away time of 5 seconds. 4 shots to be fired on the left hand target from a standing position on the first exposure, 4 shots to be fired on the right hand target from a kneeling position on the second exposure. Competitors may adopt the kneeling position after the first exposure but must remain in the ready position until the target is exposed.	
Range Commands:	The general rules apply with the addition of the following initial command. Having made sure that the range is clear, the CRO commands 'WITH EIGHT ROUNDS LOAD AND MAKE READY'	

- Ties:** Tie breaking rules shall be applied in the order listed below:
- a.** By the greatest number of Xs in the event
 - b.** By the scores at each distance, commencing with the longest distance
 - c.** By the X count at each distance, commencing with the longest distance
 - d.** In the event of a maximum score and equal X counts at all distances, by outward gauging

- Procedural penalties:** In addition to the usual procedural penalties, the following apply in this event:
- a.** Firing too many shots during an exposure
 - b.** Any shots on the wrong target

Man v Man (3801, 3821-22)

Event Numbers:	3801: GRSB 3821: LBP	3822: LBR
Targets:	Up to 5 targets and one stop target, which fall when hit	
Sights:	Any	
Ammunition:	Centrefire: (lead only, no jacketed bullets allowed) Bullet weight over 200 grains: maximum velocity 1000 ft/sec Bullet weight 200 grains or less: maximum velocity 1200 ft/sec Smallbore: maximum velocity 1300 feet per second	
Holster:	No tie down devices allowed	
Position:	Standing Unsupported	
Ready Position:	As dictated by match conditions	
Generic Course of Fire:	<p>This event is shot on a knockout basis, competitors shoot each round in pairs</p> <p>It takes up to two hours to complete a complete 16 man J ladder</p> <p>It is shot at distances from 10 to 20 metres</p> <p>At the start signal, the competitor moves forward to the firing point and places the can on the post. If the can is dropped it may not be retrieved and the run is lost</p> <p>Draw the gun and engage the first three targets in the order specified until all fall</p> <p>After a compulsory reload, engage the stop plate until it falls. A reload must be made before engaging the stop plate even if a reload has already been made in the Course of Fire</p> <p>The stop plates overlap – the winner is the competitor whose stop plate is underneath the opponent's stop plate. Competitors are expected to complete the Course of Fire</p> <p>The competitors change sides after each run</p> <p>The best of three runs wins the round</p> <p>There is no allowance for malfunctions</p> <p>No competitor will be eliminated until two rounds are lost</p> <p>Competitors are required to remain to the end of the event and assist with resetting plates</p>	
Range Commands:	The general rules apply with the addition of the following initial command. Having made sure that the range is clear, the CRO commands 'LOAD AND MAKE READY'	

- Loading:** All ammunition must be carried on the competitor's person and not in the hand. Any dropped magazines or speedloaders may not be retrieved
A reload requires:
- GRSB/LBP:** A magazine to be removed entirely from the firearm and a fresh magazine fully inserted and locked. Magazines that are clipped together, e.g. back to back or side by side, may not be reinserted – a fresh magazine must be taken from the competitor's person
- LBR:** Fired cases and unfired rounds to be removed from the gun and at least one round loaded, taken from the competitor's person
- Range Equipment:** As dictated by match conditions
- Procedural Penalties:** There is no numerical score in this event, so Procedural Penalties are not handled in the usual way. Instead, a competitor automatically loses any run in which they receive a Procedural Penalty. In addition to the standard reasons for such a penalty, the following may apply in this event:
- a. Incorrect start position
 - b. Failing to place the can on the post before drawing the gun
 - c. Engaging the plates in the wrong order
 - d. Engaging the stop target before all the other targets have fallen or before reloading
 - e. Retrieving a dropped magazine, speedloader or can from anywhere
 - f. Engaging any target belonging to the other competitor

Metallic Silhouettes (3901)

Event Numbers:	3901: GRSB
Targets:	2 sets of 5 miniature animal shaped steel targets at each of the following distances: 40 yards Chickens 60 yards Pigs 77 yards Turkeys 100 yards Rams
Sights:	Any
Position:	Standing Unsupported
Ready Position:	Rifle held in both hands pointing at target array
Course of Fire:	<p>This event takes approximately 60 minutes to complete It requires 40 rounds (plus sighters if allowed) The maximum possible score is 40</p> <p>The 5 targets in each set must be engaged from left to right in order, within 2½ minutes, 1 shot allowed at each target Targets must fall to score Targets which fall out of the correct order do not score This is repeated to make a total of 10 shots at each distance and repeated for each distance Reloading between each 5 shot series must be completed within 30 seconds</p>
Range Commands:	The general rules apply with the addition of the following initial command. Having made sure that the range is clear, the CRO commands 'WITH FIVE ROUNDS LOAD AND MAKE READY'
Equipment:	A competitor may wear any shooting vest which complies with IMSSU rules

25m Classic Muzzle Loading (4143-46)

Event Numbers:	4143: MLR (BP only)	4145: MLP (Smoothbore)
	4144: MLP (Percussion)	4146: MLP (Rifled)
Targets:	PL7	
Sights:	Iron	
Position:	Standing Unsupported, one hand only	
Ready Position:	Unloaded	
Course of Fire:	This event takes approximately 30 minutes to complete It requires 13 rounds The maximum possible score is 130	
Practice 1:	25 meters, 13 shots in 30 minutes	
Scoring:	Best 10 shots to count. Gauging will be by MLAGB rules, i.e. shot has to be at least half across scoring ring to achieve higher value	
Ties:	The X ring will be scored as well in order to resolve tie-breaks	

Granet (4301-22)

Event Numbers:	4301: GRSB 4302: GRCF 4303: GRCF Open 4304: GRCF Classic	4311: GRSB Adapted 4321: LBP 4322: LBR
Targets:	PL17	
Sights:	Any (Spotting scopes may be used)	
Position:	Standing Unsupported Adapted: Seated Supported (<i>see B6.9</i>)	
Ready Position:	45 degrees Adapted: Parallel Adapted (<i>see B6.1</i>)	
Course of Fire:	This event takes approximately 45 minutes to complete It requires 30 rounds The maximum possible score is 300	
Sighters:	5 exposures of 3 seconds with away time of 7 seconds. 1 shot to be fired at each exposure	
Practice 1-3:	25 meters, two series of 5 shots 5 exposures of 3 seconds with away time of 7 seconds. 1 shot to be fired at each exposure	
Range Commands:	The general rules apply with the addition of the following initial command. Having made sure that the range is clear, the CRO commands 'WITH FIVE ROUNDS, LOAD AND MAKE READY'	
Scoring:	Targets will be scored at the end of each practice (i.e. there will be 10 shots on each target)	
Malfunction Allowed:	There are no malfunction allowances in this event	
Ties:	Tie breaking rules shall be applied in the order listed below: a. By the greatest number of Xs in the event b. By the scores in each practice in the order 3, 2, 1 c. By the X count in each practice in the order 3, 2, 1	

Imperial Silhouettes (4701-22)

Event Numbers:	4701: GRSB	4711: GRSB Adapted
	4702: GRCF	4721: LBP
	4703: GRCF Open	4722: LBR
	4704: GRCF Classic	
Targets:	PL17	
Sights:	Any (Spotting scopes may be used)	
Position:	Standing Unsupported	
	Adapted: Seated Supported (<i>see B6.9</i>)	
Ready Position:	45 degrees	
	Adapted: Parallel Adapted (<i>see B6.1</i>)	
Course of Fire:	This event takes approximately 45 minutes to complete	
	It requires 30 rounds	
	The maximum possible score is 300	
Sighters:	1 series of 5 shots	
	GRCF: 12 seconds	
	GRSB, LBP, LBR: 10 seconds	
Practice 1:	25 meters, two series of 5 shots	
	GRCF: 12 seconds	
	GRSB, LBP, LBR: 10 seconds	
Practice 2:	25 meters, two series of 5 shots	
	GRCF: 10 seconds	
	GRSB, LBP, LBR: 8 seconds	
Practice 3:	25 meters, two series of 5 shots	
	GRCF: 8 seconds	
	GRSB, LBP, LBR: 6 seconds	
Range Commands:	The general rules apply with the addition of the following initial command. Having made sure that the range is clear, the CRO commands 'WITH FIVE ROUNDS, LOAD AND MAKE READY'	
Scoring:	Targets will be scored at the end of each practice (i.e. there will be 10 shots on each target)	
Malfunction Allowed:	There are no malfunction allowances in this event	
Ties:	Tie breaking rules shall be applied in the order listed below:	
	a. By the greatest number of Xs in the event	
	b. By the scores in each practice in the order 3, 2, 1	
	c. By the X count in each practice in the order 3, 2, 1	

Surrenden (4901-22)

Event Numbers:	4901: GRSB 4902: GRCF 4903: GRCF Open 4904: GRCF Classic	4911: GRSB Adapted 4921: LBP 4922: LBR
Targets:	PL17	
Sights:	Any	
Position:	Standing Unsupported Adapted: Seated Supported (<i>see B6.9</i>)	
Ready Position:	45 degrees Adapted: Parallel Adapted (<i>see B6.1</i>)	
Course of Fire:	This event takes approximately 30 minutes to complete GRSB, GRCF, LBP: It requires 30 rounds GRSB, GRCF, LBP: The maximum possible score is 300, less time taken in seconds LBR: It requires 18 rounds LBR: The maximum possible score is 180, less time taken in seconds	
Practice 1-3:	25 meters, 10 shot series, (6 shot series LBR) against the clock When the targets face a stopwatch will be started and it will be stopped at the tenth (sixth) shot. The time in seconds, rounded up to the next whole second, will be deducted from the score for that practice	
Range Commands:	The general rules apply with the addition of the following initial command. Having made sure that the range is clear, the CRO commands 'LOAD AND MAKE READY'	
Scoring:	Targets will be scored at the end of each practice (i.e. there will be 10 shots on each target, 6 for LBR)	
Malfunction Allowed:	There are no malfunction allowances in this event	
Ties:	Tie breaking rules shall be applied in the order listed below: a. By the greatest number of Xs in the event b. By the scores in each practice in the order 3, 2, 1 c. By the X count in each practice in the order 3, 2, 1	

100 Yards Muzzle Loading (5142)

Event Numbers:	5142: MLR (BP only)
Targets:	NRA 300 yards
Sights:	Open iron
Position:	Kneeling, Sitting, Seated in a Flying Machine or Prone
Course of Fire:	This event takes approximately 20 minutes to complete It requires 10 rounds, plus 2 sighters The maximum possible score is 50
Practice 1:	100 yards, 2 convertible sighters and 10 shots to count in 20 minutes

100 Yards Shotgun (5134)

Event Numbers:	5134: SG
Targets:	NRA 300 yards
Sights:	Any
Position:	Standing unsupported
Course of Fire:	This event takes approximately 15 minutes to complete It requires 10 rounds, plus 2 sighters The maximum possible score is 50
Practice 1:	100 yards, 2 non-convertible sighters in two minutes, followed by 2 strings of 5 shots in 30 seconds
Range Commands:	The general rules apply with the addition of the following initial command. Having made sure that the range is clear, the RCO commands 'LOAD AND MAKE READY' 'WHEN YOUR TARGET APPEARS, CARRY ON'.
Loading and Reloading:	Loading and Reloading can be from any source of ammunition
Notes:	In Team matches where scores are not concurrent with individual events a spotter may assist the competitor by observing fall of sighting shots. They may do so from on or behind the firing point using magnifying sighting equipment If the fall of shot is undetermined or uncertain the competitor may opt to convert up to 2 scoring shots to sighters. These additional sighters will NOT count for score. Failure to achieve a hit with at least 1 sighting shot will result in the competitor being asked to withdraw from that stage of the match
Procedural penalties:	a. Shooting on the wrong target

100/200 Yards (5301-21)

Event Numbers:	5301: GRSB	5321: LBP
Targets:	NRA 300 yards	
Sights:	Any	
Position:	GRSB: Standing unsupported, Kneeling or Sitting LBP: Sitting, Seated in a Flying Machine or Prone	
Course of Fire:	This event takes approximately 75 minutes per distance to complete It requires 20 rounds, plus 4 sighters The maximum possible score is 100	
Practice 1:	100 yards, 2 non-convertible sighters in two minutes, followed by 2 strings of 5 shots in 30 seconds GRSB: standing unsupported	
Practice 2:	200 yards, 2 convertible sighters and 10 to count in 12 minutes GRSB: kneeling or sitting	
Ties:	Tie breaking rules shall be applied in the order listed below: a. By the greatest number of Vs in the event b. By the score in each Practice starting with the longest distance c. By the greatest number of Vs in each Practice starting with the longest distance	

100/200 Yards Muzzle Loading (5342)

Event Numbers:	5342: MLR (BP only)
Targets:	NRA 300 yards
Sights:	Open iron
Position:	Kneeling, Sitting, Seated in a Flying Machine or Prone
Course of Fire:	This event takes approximately 75 minutes per distance to complete It requires 20 rounds, plus 4 sighters The maximum possible score is 100
Practice 1:	100 yards, 2 convertible sighters and 10 to count in 20 minutes
Practice 2:	200 yards, 2 convertible sighters and 10 to count in 25 minutes
Ties:	Tie breaking rules shall be applied in the order listed below: a. By the greatest number of Vs in the event b. By the score in each Practice starting with the longest distance c. By the greatest number of Vs in each Practice starting with the longest distance

200/300 Yards (5563-66)

Event Numbers:	5563: Free Pistol A 5565: Production Free Pistol A 5566: Production Free Pistol B
Targets:	NRA 300 yards
Sights:	Scoped
Position:	Sitting, Seated in a Flying Machine or Prone
Course of Fire:	This event takes approximately 75 minutes per distance to complete It requires 20 rounds, plus 4 sighters The maximum possible score is 100
Practice 1:	200 yards, 2 convertible sighters and 10 to count in 12 minutes
Practice 2:	300 yards, 2 convertible sighters and 10 to count in 12 minutes
Ties:	Tie breaking rules shall be applied in the order listed below: a. By the greatest number of Vs in the event b. By the score in each Practice starting with the longest distance c. By the greatest number of Vs in each Practice starting with the longest distance

IGRF Limited Bolt Action Rifle (B) (5684)

Event Numbers:	5684: Bolt Action Centrefire Rifle
	Bolt action centrefire rifles only. Minimum calibre of 6mm/.243 up to any calibre that complies with range limitations of the venue at which the event is being hosted. Maximum weight of rifle including sights and all fitted accessories is 6.5kg. Adjustable cheek-piece and butt-plate permitted. Muzzle brakes are not permitted. Sound moderators are permitted, provided that the total weight of rifle outfit including the sound moderator complies with 6.5kg limit. Bipods and all other accessories must remain fitted to the rifle for the entire duration of the match. The use of slings is prohibited
Targets:	B1 or B1 Modified
Position:	Standing Unsupported, Sitting no artificial support, Prone from bipod
Course of Fire:	This event takes approximately 75 minutes per distance to complete It requires 36 rounds The maximum possible score is 360
Sighting Shots:	No sighting shots at any distance
Practice 1:	100 yards, Standing Unsupported. 12 shots in 5 minutes to include mandatory reload
Practice 2:	200 yards, Sitting, no artificial support. 12 shots in 5 minutes to include mandatory reload
Practice 3:	300 yards, Prone from bipod. 12 shots in 5 minutes to include mandatory reload
Scoring:	Scoring rings – X, 10, 9, 8, 7 - any hits on the black part of the target outside the scoring rings will score a 6
Ties:	To be decided on total X count, if this is not conclusive, count back at Practice 1, then Practice 2 then Practice 3 in that order
Notes:	Shooters will be ordered to load with up to 6 rounds, make ready and adopt the specified position. Scores will be communicated to the FP and spotting discs shown for 30 seconds IGRF Limited Bolt Action (B) is an adapted version of the event for use on ranges with 'rising' targets and butt markers (e.g. such as at Bisley UK) where limitations on available range space and time constraints are also factored in

Sporting Rifle Statics (5685)

Event Numbers:	5685: Sporting Rifle
	Calibre legal for large deer species in England. Minimum calibre .240 and minimum muzzle energy 1700 f/lb. Maximum weight, including sights and all attachments, 5.5 kg. Height adjustable cheek pieces are allowed. Fully adjustable butt plates are not allowed
Targets:	100 yards: Modified DJV Roe Buck 200 yards: Standard DJV Fox 300 yards: SAHGCA Springbok
Sights:	Any
Position:	Prone: a small bag or bipod may be used as a front rest, a flat bag may be used to support the hand only at the rear and must not be in contact with the stock. Sitting and Standing: single or double crossed sticks may be used to support the front of the rifle only (single sticks must have only one point of contact with the ground; double crossed sticks must have only two contact points with the ground and a single contact point with the rifle)
Course of Fire:	This event takes approximately 75 minutes per distance to complete It requires 30 rounds The maximum possible score is 300
Sighting Shots:	No sighting shots at any distance
Practice 1:	100 yards, 5 shots in 90 seconds prone, followed by 5 shots in 90 seconds sitting
Practice 2:	200 yards, 5 shots in 90 seconds sitting, followed by 5 shots in 90 seconds standing
Practice 3:	300 yards, 10 shots in 5 minutes prone
Note:	No coaching is allowed

100/200/300 Yards (5702-04, 5762-83, 5791-93)

Event Numbers:	5702: GRCF	5781: SR(a) Pre-1955
	5703: GRCF Open	5782: SR(b) Pre-1955
	5704: GRCF Classic	5783: SR Open Pre-1955
	5762: Hunter Class	5791: SR Post-1955 Iron Sights
	5767: Allcomer Revolver	5792: SR Post-1955 Service Optic
		5793: SR Post-1955 Practical Optic
Targets:	NRA 300 yards	
Sights:	5702, 5703, 5704, 5783: Any	
	5762, 5793: Scoped	
	5767: Open iron	
	5781, 5782, 5791: Iron	
	5792: Scoped – 4.5x max	
Position:	Pistol: Sitting or Seated in a Flying Machine	
	Rifle: Standing Unsupported, Kneeling or Sitting, Prone	
Course of Fire:	This event takes approximately 60 minutes (per detail) to complete	
	It requires 30 rounds, plus 6 sighters	
	The maximum possible score is 150	
Practice 1:	100 yards, standing unsupported, 2 non-convertible sighters in two minutes individually marked back, followed by 2 strings of 5 shots each in 30 seconds	
Practice 2:	200 yards, kneeling or sitting, 2 convertible sighters, followed by 10 shots to count in 12 minutes	
Practice 3:	300 yards, prone, 2 convertible sighters, followed by 10 shots to count in 12 minutes	
	5702, 5703, 5704: Shot from sandbag or bipod	
Ties:	Tie breaking rules shall be applied in the order listed below:	
	a. By the greatest number of Vs in the event	
	b. By the score in each Practice starting with the longest distance	
	c. By the greatest number of Vs in each Practice starting with the longest distance	



• UNLIMITED • UNCONDITIONAL • LIFETIME WARRANTY •
www.VortexOptics.com

100/200/300 Yards Sporting (5785)

Event Numbers:	5785: Any Centrefire rifle suitable for deer, vermin or pest control; any calibre within the range safety certificate
Targets:	NRA 300 yards
Sights:	Any
Position:	Prone, and Standing Supported by a single or a double crossed stick with a single point of contact with the rifle, quad sticks may not be used.
Course of Fire:	<p>This event takes approximately 60 minutes (per detail) to complete</p> <p>It requires 30 rounds, plus 6 sighters</p> <p>The maximum possible score is 150</p>
Practice 1:	100 yards, standing supported, 2 non-convertible sighters in two minutes individually marked back, followed by 2 strings of 5 shots each in 30 seconds
Practice 2:	200 yards, standing supported, 2 convertible sighters, followed by 10 shots to count in 12 minutes
Practice 3:	300 yards, prone, 2 convertible sighters, followed by 10 shots to count in 12 minutes
Ties:	<p>Tie breaking rules shall be applied in the order listed below:</p> <ol style="list-style-type: none">By the greatest number of Vs in the eventBy the score in each Practice starting with the longest distanceBy the greatest number of Vs in each Practice starting with the longest distance



WWW.DELEADING.COM



Range deleading experts since 1979 -

Keeping shooters and the wider environment safe by sifting the spent rounds from the sand or rubber bullet catcher

Contractors for both indoor and outdoor ranges to:

- MOD
- Police
- Private gun clubs
- Other Government agencies

USED BY THE NRA

Contact Graham Simpson:

Email: graham@deleading.co.uk | **Tel:** 07974 645114 or 01489 580 380

400/500/600 Yards (5968-83, 5991-93)

Event Numbers:	5968: Free Pistol 5969: Production Free Pistol 5981: SR(a) Pre-1955 5982: SR(b) Pre-1955	5983: SR Open Pre-1955 5991: SR Post-1955 Iron Sights 5992: SR Post-1955 Service Optic 5993: SR Post-1955 Practical Optic
Targets:	5968, 5969, 5991, 5992, 5993: Standard NRA Target 5981, 5982, 5983: NRA Tin Hat Target	
Sights:	5968, 5969, 5993: Scoped 5981, 5982, 5991: Iron sights 5983: Any 5992: Scoped - 4.5x max	
Position:	Pistol: Sitting or Seated in a Flying Machine Rifle: Prone	
Course of Fire:	This event takes approximately 60 minutes (per detail) to complete It requires 30 rounds, plus 6 sighters The maximum possible score is 150	
Practice 1:	400 yards, 2 convertible sighters, followed by 10 shots in 15 minutes	
Practice 2:	500 yards, 2 convertible sighters, followed by 10 shots in 15 minutes	
Practice 3:	600 yards, 2 convertible sighters, followed by 10 shots in 15 minutes	
Notes:	Shot under NRA conditions	
Ties:	Tie breaking rules shall be applied in the order listed below: a. By the greatest number of Vs in the event b. By the score in each Practice starting with the longest distance c. By the greatest number of Vs in each Practice starting with the longest distance	

400/500/600 Yards F Class (5986, 5988)

Event Numbers:	5986: F Open	5988: FTR
Targets:	Standard F Class 500 yard target at 400x and 500x, F Class 600 yard target at 600x	
Sights:	Scoped	
Position:	Prone	
Course of Fire:	This event takes approximately 60 minutes (per detail) to complete It requires 45 rounds, plus 6 sighters The maximum possible score is 225	
Practice 1:	400 yards, 2 convertible sighters, followed by 15 shots in 15 minutes	
Practice 2:	500 yards, 2 convertible sighters, followed by 15 shots in 15 minutes	
Practice 3:	600 yards, 2 convertible sighters, followed by 15 shots in 15 minutes	
Notes:	Shot under NRA conditions	
Ties:	Tie breaking rules shall be applied in the order listed below: a. By the greatest number of Vs in the event b. By the score in each Practice starting with the longest distance c. By the greatest number of Vs in each Practice starting with the longest distance	

400/500/600 Yards Black Powder (5987)

Event Numbers:	5987: Black Powder Cartridge Any single shot black powder cartridge rifle of pre-1896 manufacture or commercially available reproduction thereof (not bolt action) Commercially manufactured black powder only, any lead or lead alloy bullet that is cast or swaged, lubed or paper patched (no metallic wads, gas checks, or jacketed bullets) One of sling, wrist-rest or cross-sticks allowed
Targets:	Standard NRA Target
Sights:	Period correct, non-click adjustable open iron sights - no optical sights or aids of any type
Position:	Prone
Course of Fire:	This event takes approximately 60 minutes (per detail) to complete It requires 30 rounds, plus 6 sighters The maximum possible score is 150
Practice 1:	400 yards, 2 convertible sighters, followed by 10 shots in 15 minutes. 1 fouling shot per barrel is permitted at RO discretion
Practice 2:	500 yards, 2 convertible sighters followed by 10 shots in 15 minutes
Practice 3:	600 yards, 2 convertible sighters followed by 10 shots in 15 minutes
Notes:	Shot under NRA conditions. Ties will be decided by the greatest number of V bulls. If still a tie, counting back will be by the totals in order of distance, commencing with the longest. See Rule 507 in the Bisley 'Bible'
Ties:	Tie breaking rules shall be applied in the order listed below: <ol style="list-style-type: none">By the greatest number of Vs in the eventBy the score in each Practice starting with the longest distanceBy the greatest number of Vs in each Practice starting with the longest distance

800/900/1000 Yards (6168-83, 6191-93)

Event Numbers:	6168: Free Pistol	6191: SR Post-1955 Iron sights
	6181: SR(a) Pre-1955	6192: SR Post-1955 Service Optic
	6182: SR(b) Pre-1955	6193: SR Post-1955 Practical Optic
	6183: SR Open Pre-1955	
Targets:	Standard NRA Target	
Sights:	6168, 6193: Scoped	
	6181, 6182, 6191: Iron sights	
	6183: Any	
	6192: Scoped - 4.5x max	
Position:	Pistol: Sitting or Seated in a Flying Machine	
	Rifle: Prone	
Course of Fire:	This event takes approximately 90 minutes (per detail) to complete	
	It requires 30 rounds, plus 6 sighters	
	The maximum possible score is 150	
Practice 1:	800 yards, 2 convertible sighters, followed by 10 shots in 20 minutes	
Practice 2:	900 yards, 2 convertible sighters, followed by 10 shots in 20 minutes	
Practice 3:	1000 yards, 2 convertible sighters, followed by 10 shots in 20 minutes	
Notes:	Shot under NRA conditions	
Ties:	Tie breaking rules shall be applied in the order listed below:	
	a. By the greatest number of Vs in the event	
	b. By the score in each Practice starting with the longest distance	
	c. By the greatest number of Vs in each Practice starting with the longest distance	

800/900/1000 Yards F Class (6186, 6188)

Event Numbers:	6186: F Open	6188: FTR
Targets:	Standard F Class Long range target	
Sights:	Scoped	
Position:	Prone	
Course of Fire:	This event takes approximately 90 minutes (per detail) to complete It requires 45 rounds, plus 6 sighters The maximum possible score is 225	
Practice 1:	800 yards, 2 convertible sighters, followed by and 15 shots in 20 minutes	
Practice 2:	900 yards, 2 convertible sighters, followed by 15 shots in 20 minutes	
Practice 3:	1000 yards, 2 convertible sighters, followed by 15 shots in 20 minutes	
Notes:	Shot under NRA conditions	
Ties:	Tie breaking rules shall be applied in the order listed below: a. By the greatest number of Vs in the event b. By the score in each Practice starting with the longest distance c. By the greatest number of Vs in each Practice starting with the longest distance	



HPS Target Rifles Limited

Bringing Quality and Innovation to the Shooter

For all your Shooting Needs - Visit HPS!

HPS is a commercial manufacturer and supplier of a vast range of top quality Target Master ammunition, from new to once fired to reloading free issue cases. HPS offers a bespoke ammunition service for both target shooting and hunting.

HPS can also supply Stocks and Accessories, Rifle Barrels and Actions, Point Master Shooting Mats, Gloves, Caps, Slings, Gun Bags, Rifle Boxes, Weatherwriters, Capes, RPA and Centra Parts and Accessories, Complete Rifles Built to Customer Specifications Plus Re-Barrelling, Full Rifle Servicing, Repairs, and Refurbishment Service.

From custom built rifles to range equipment and accessories, HPS provides the target shooter a variety of products and services and should be your first stop for all your shooting needs.



The HPS Convertible Rifle Stock



HPS is an HSE Licensed Commercial Manufacturer of ammunition since 1993. All HPS ammunition is CIP approved, packaged and labelled according to UN regulations for UK and International Transport.

HPS are also Liability Insured.

Please contact us for more details:

+44 (0) 1531 822 641 Fax: +44 (0) 1531 828 741

Email: info@hps-tr.com www.hps-tr.com

Visit us at our factory in Newent.

Call first to ensure we have what you are looking for! (and get directions!)

Unit 8 Cleeve Mill Business Park, Newent, Gloucestershire, England, GL18 1EP



800/900/1000 Yards Black Powder (6187)

Event Numbers:	6187: Black Powder Cartridge Any single shot black powder cartridge rifle of Pre-1896 manufacture or commercially available reproduction thereof (not bolt action) Commercially manufactured black powder only, any lead or lead alloy bullet that is cast or swaged, lubed or paper patched (no metallic wads, gas checks, or jacketed bullets) One of sling, wrist-rest or cross-sticks allowed
Targets:	Standard NRA Target
Sights:	Period correct, non-click adjustable open iron sights - no optical sights or aids of any type
Position:	Prone
Course of Fire:	This event takes approximately 90 minutes (per detail) to complete It requires 30 rounds, plus 6 sighters The maximum possible score is 150
Practice 1:	800 yards, 2 convertible sighters, followed by 10 shots in 20 minutes. 1 fouling shot per barrel is permitted at RO discretion
Practice 2:	900 yards, 2 convertible sighters, followed by 10 shots in 20 minutes
Practice 3:	1000 yards, 2 convertible sighters, followed by 10 shots in 20 minutes
Notes:	Shot under NRA conditions
Ties:	Tie breaking rules shall be applied in the order listed below: a. By the greatest number of Vs in the event b. By the score in each Practice starting with the longest distance c. By the greatest number of Vs in each Practice starting with the longest

200 Yards (6301-93)

Event Numbers:	6301: GR SB	6382: SR(b) Pre-1955
	6302: GR CF	6383: SR Open Pre-1955
	6303: GR CF Open	6391: SR Post-1955 Iron Sights
	6304: GR CF Classic	6392: SR Post-1955 Service Optic
	6380: Any Fullbore Rifle	6393: SR Post-1955 Practical Optic
	6381: SR(a) Pre-1955	
Targets:	DP1 (new) on screen	
Sights:	6380, 6383, 6393: Any	
	6381, 6382, 6391: Open Iron	
	6392: Scoped - 4.5x max	
Position:	Prone and Sitting	
Course of Fire:	This event takes approximately 30 minutes to complete	
	It requires 40 rounds, plus 2 sighters	
	The maximum possible score is 200	
Sighters:	2 non-convertible sighters in 2 minutes	
Practice 1:	10 shots in 3 minutes, prone	
Practice 2:	10 shots in 1 minute, prone	
Practice 3:	10 shots in 3 minutes, sitting	
Practice 4:	10 shots in 1 minute, sitting	
Notes:	Shooters will have 2 minutes to complete their sighting shots	
	Shooting jackets may be worn so long as they are not done up and not attached to any sling	
	6381, 6382: Single point slings and shooting gloves are not permitted	
Ties:	Ties will be counted out in the order Practice 4, 3, 2, 1	

Mini McQueen (6501-6507)

Event Numbers:	6501: GRSB	6507: GRSB Issued
Targets:	Scaled DP14	
Position:	Sitting, rested	
Course of Fire:	This event takes approximately 15 minutes to complete It requires 10 rounds, plus 5 sighters The maximum possible score is 50	
Practice 1:	5 non-convertible sighters on separate sighting target The target will make 10 exposures of 3 seconds, with irregular intervals varying between 10 and 20 seconds. Each appearance of the target will be in a different random place. One shot to be fired at each appearance	
Notes:	Scores of 50.6 and above must fire again, as an extra tie shoot. Competitors may shoot this event as many times as they wish; the highest achieved score during the meeting will count. Reshoots will be available on the range.	

McQueen (6580, 6590)

Event Numbers:	6580: Any Scoped Rifle 6590: Issued Sniper Rifle
Targets:	DP14 with 2.5cm V bull
Position:	Prone, with a sandbag rest if required and or bipod
Course of Fire:	This event takes approximately 15 minutes to complete It requires 10 rounds, plus 2 sighters The maximum possible score is 50
Practice 1:	2 non-convertible sighters individually marked back. The target will make 10 exposures of 3 seconds, with irregular intervals varying between 10 and 20 seconds. Each appearance of the target will be in a different random place. One shot to be fired at each appearance
Notes:	Scores of 50.6 and above must fire again, as an extra tie shoot. Competitors may shoot this event as many times as they wish; the highest achieved score during the meeting will count. Reshoots will be available on the range. Competitors with disabilities which prevent them from shooting prone may, on application to Shooting Division, be permitted to shoot seated at a table. If providing their own table, it must be of conventional design and be capable of being moved and erected by a single person. NRA benches may be used if they are present on the firing point. The rifle must be supported in the same way as if being used in the prone position, i.e. with a sandbag rest and/or bipod

MCQUEEN TARGETS

**PROUD SUPPLIER OF TARGETS TO THE
NATIONAL RIFLE ASSOCIATION**

**SUPPLYING ALL YOUR SHOOTING NEEDS
SINCE 1890**

TEL: 01896 664 269

E-MAIL: TARGETS.UKGAL@SYKES.COM

WWW.MCQUEENTARGETS.COM

MCQUEEN TARGETS IS PART OF SYKES GLOBAL SERVICES LTD



NATIONAL RIFLE ASSOCIATION



Phoenix Meeting 2021

An Annual Celebration of Shooting Sports

28th – 30th May 2021



Sponsored by Brownells

National Shooting Centre - Bisley

C2 Phoenix Meeting

C2.1 International and Club Teams

- C2.1.1 Open to teams of five shooters nominated by a recognised National Shooting Organisation in their own country or from recognised local club teams respectively. 'Scratch' teams with members from different nations or from different clubs (for club teams) are specifically not permitted. The team entry must be made and the team members declared before the start of the meeting. Each shooter must enter the appropriate individual event; the score will carry forward to contribute to the overall team score (i.e. the event is not shot separately for a team score). The top four scores will count. Each member of the team can shoot at any time during the meeting. Gold medals will be awarded to all members of the winning team in each event only. There are two International and Club team events in the Phoenix Meeting. One is an aggregate of Timed & Precision 1 GRSB (0701) and Multi-Target GRSB (1101); the other is an aggregate of the two equivalent GRCF events (0702 & 1102)

C2.2 Phoenix International Match

- C2.2.1 Teams of five from the member countries of the International Gallery Rifle Federation (IGRF) are invited to compete in the Phoenix International Match. The competition will consist of a full 1500 GRCF and GRSB.

C2.3 Prizes, Trophies and Grand Master Medals

- C2.3.1 Meeting medals will be awarded to first, second and third places in each event subject to the number of entries in each event:

1 Entry:	No medal awarded
2-5 Entries:	Gold medal will be awarded
6-10 Entries:	Gold and silver medals will be awarded
11+ Entries:	Gold, silver and bronze medals will be awarded

- C2.3.2 Medals will be awarded by class for classified events. Trophies are also awarded to the winners of some events
- C2.3.3 Prizegiving will be held at 1800 on the Sunday of the Phoenix Meeting, gold medals and trophies will be awarded; silver and bronze medals will be sent out by post
- C2.3.4 Gold, silver and bronze Standard Scores are set for most events at the Phoenix Meeting – see Standards for more details. A competitor will be eligible for a Grand Master medal on accumulating a minimum of 20 points at an individual Meeting:

Gold standard:	5 points
Silver standard:	3 points
Bronze standard:	1 point

Grand Master medals will be posted out to competitors after the Meeting



NATIONAL RIFLE ASSOCIATION

Gallery Rifle National Open Championship 2021

4th – 5th September 2021

National Shooting Centre - Bisley


C3 Gallery Rifle National Open Championship

C3.2 Home Countries Match

- C3.1.1 The format of the competition shall be as independent GRSB and GRCE T&P1 and MT matches shot in a single head-to-head competition, with an overall aggregate for the main trophy
- C3.1.2 Individual prizes may be awarded for the individual GRSB/GRCE matches
- C3.1.3 Competing team members shall be current members of their respective Home Country shooting associations
- C3.1.4 Teams shall comprise a maximum of 10 individual shooters for each country with 5 per GRSB & GRCE team [with 4 individual scores per team to count]
- C3.1.5 Where countries cannot raise a team of 10 individual shooters, a minimum of 8 individual shooters will be allowed, with 4 per GRSB and GRCE team
- C3.1.6 Any derogations below the 8 individual shooters, where the numbers in each team may have to be made up by allowing individuals to shoot for both the GRSB & GRCE teams, will be at the discretion of the Meeting Director, and in agreement with the respective team captains. The team score in this instance may not be counted towards the overall aggregate
- C3.1.7 Teams should be declared as far as practical in advance of the meeting and MUST be declared before any team member shoots the relevant event(s)
- C3.1.8 Teams can nominate reserves in advance, but can only substitute them on the day of the match with the approval of the MD
- C3.1.9 An independent MD shall be appointed to oversee each Home Countries Match. This person shall not be actively representing their home country at the time of the respective match
- C3.1.10 Each country shall nominate a non-shooting scorer to assist with the resolution of any contested scores/cards
- C3.1.11 The date and time for the prizegiving is dependant upon the location of the match, and is to be agreed by the MD and the competition organiser
- C3.1.12 Separate LBP and LBR Home Countries matches may also be shot. These will follow the conditions above except that they will be concurrent with the relevant individual events, i.e. the teams will not shoot shoulder-to-shoulder



NATIONAL RIFLE ASSOCIATION



Imperial GR&P Meeting 2021

14th – 18th July 2021

National Shooting Centre - Bisley

C4 Imperial Meeting

C4.1 Firearms & Sights

C4.1.1 Competitions are available for the following gun types:

Air Pistol (AP)
Gallery Rifle Centrefire (GRCF)
Gallery Rifle Smallbore (GRSB)
Muzzle Loading Pistol/Muzzle Loading Revolver (MLP/MLR)
Long Barrelled Revolver (LBR)
Long Barrelled Pistol (LBP)

C4.1.2 The meeting offers a complete range of sighting options to suit all tastes and interests. The following principles and sights rules will apply throughout:

GRSB: Medal and Trophy matches – Any Sights
GRCF: Medal matches – Any Sights
GRCF & MLR: Grand Aggregate – Iron Sights only
GRCF: Trophy Matches – Iron Sights only
MLP/MLR: – Trophy matches – Iron Sights only
LBP/LBR: – Medal and Grand Aggregates – Any Sights

C4.2 Competitions

C4.2.1 **Medal Competitions:** Available for unlimited re-entry throughout the meeting

Events available:

Advancing Target
America Match
50 metres Free Gallery Rifle/Pistol
Granet
The Police Medals (T&P 1)
The Service Medals (Multi-Target)
Scott (25m Precision)
Imperial Silhouettes

See match details in section C3.5

C4.2.2 **Squadded 'Trophy' Competitions:** Only available on Saturday and Sunday.

Events available:

The Cotterill Trophy (AP)
The Gallery Rifle Match (GRCF)
The Granet Cup (GRCF)
The Gallery Rifle Smallbore Match (GRSB)
The Man v Man Match
The Police Match (GRCF) (T&P1)
The Scott Cup (GRCF)
The Service Match (GRCF) (Multi-Target)
The Silhouettes Cup (GRCF)

See match details in section C3.5

- C4.2.3 **The Grand Aggregate:** Grand Aggregate prizes are awarded to the competitors whose scores in the below Medal competitions make up the highest aggregates in GRCF, GRSB, LBP, LBR and MLR

Each card wishing to count towards the aggregate must be a nominated Individual medal (not Team entry) card:

GRCF, GRSB: Advancing Target, America Match, Granet, Police, Scott, Service, Silhouette

LBP, LBR, MLR: Advancing Target, Granet, Police, Scott, Service

- C4.2.4 The Grand Aggregate claim card must be handed in to Stats immediately after the last event has been completed
- C4.2.5 The same Firearm must be used throughout the aggregate
- C4.2.6 Nominated cards will also count in individual medal competitions but not team competitions
- C4.2.7 **Team Matches:** Team matches are offered in the events below. Teams are comprised of four shooters. Team scorecards must be purchased, completed and handed in before the end of the meeting. Team card submissions will also count for individual medal competitions
- C4.2.8 The following team matches are available for NRA Affiliated clubs or Units of HM Forces:

Advancing Target (GRCF): One Advancing Target card

The Beaufoy (GRCF): One Scott, One Granet card

The BFAPA (GRSB): One America Match card

The Lord Salisbury (GRSB): One Scott, One Granet card

The Mander Trophy (GRCF): One Police card

- C4.2.9 The following team matches are available for teams from any University or College within such a university in the British Isles:

The Fairbairn Cup (GRCF): One Advancing Target Card

The McGivern Cup (GRSB): One Silhouette card

The Oxford Cambridge Match (GRCF): One Scott, One Granet card

The Peel Cup (GRCF): One Police card

Universities Team (GRCF): One Scott one Granet card

C4.3 Malfunctions

- C4.3.1 Malfunction allowances are generally not permitted for any events in the meeting. However in the LBP Grand Aggregate and the GRSB Grand Aggregate one malfunction allowance per aggregate can be claimed. The claim must be witnessed and agreed by the Range Officer and entered on the score card. In the case of a malfunction allowance being claimed the complete stage of the match must be reshot

C4.4 Prizes

- C4.4.1 Prizes are offered for all Medal matches. A larger NRA Gold Medal will be awarded to the competitor whose two best scores make up the highest aggregate in any of the above events except for 50 metres Free and all MLP/MLR events (only one card required)
- C4.4.2 All other competitors whose scores fall within the appropriate parameters may purchase the appropriate medals at cost.
- C4.4.3 **Highest Possible Score (HPS):** Competitors who make the highest possible score in an individual medal or squadded competition or stage comprising ten or more shots are entitled to receive a souvenir HPS cross as described below:

1 or 2	A Bronze HPS Cross
3 or 4	A Silver HPS Cross
5 or 6	A Gold HPS Cross
7 or more	An Enamelled HPS Cross

Only one HPS claim per event may be submitted in accordance with the criteria below:

Medals:

Advancing Target Medals	One target	(12 shots)
America Match	One stage	(10 shots)
50 metres Free Medals	One stage	(10 shots)
Granet Medals	One stage	(10 shots)
Police Medals (T&P 1)	25m or 15m target	(12 shots)
Service Medals (Multi-Target)	Left or Right target	(12 shots)
Scott Medals	One stage	(10 shots)
Imperial Silhouettes Medals	All three cards	(15 shots)

Squadded:

Gallery Rifle Match	One stage	(10 shots)
Gallery Rifle Smallbore Match	One stage	(10 shots)
Police Match (T&P 1)	25m or 15m target	(12 shots)
Scott Cup	One stage	(10 shots)
Service Match (Multi-Target)	Left or Right target	(12 shots)
Silhouettes Cup	One stage	(10 shots)

- C4.4.4 **Grand Master Medal:** Gold, silver and bronze Standard Scores are set for most medal events. Scores achieved in the squadded Police Match or Service Match may also be eligible, using the same standards as the Unlimited Medals.

A competitor will be eligible for a Grand Master Medal on accumulating a minimum of 30 points at an individual meeting:

Gold standard:	5 points
Silver standard:	3 points
Bronze standard:	1 point

Shooters need to complete Grand Master medal claim cards, which are available at reception. Medals will be engraved and posted after the Meeting

Advancing Target Medals

Firearms:	GRSB, GRCF, LBP, LBR, MLR
Targets:	2x DP1
Sights:	Any
Position:	Standing Unsupported LBP, LBR, MLR: May be held and fired with both hands
Ready Position:	45 degrees
Course of Fire:	This event takes approximately 30 minutes to complete It consists of 4 identical Practices (MLR: 3 Practices) It requires 24 rounds (MLR: 18 rounds) The maximum possible score is 240 (MLR: 180)
Practice 1 - 4:	Target will advance from 25 to 10 metres in about 10 seconds, then turn away. 3 rounds to be fired at each target while the target is facing
Malfunctions:	No allowances for gun malfunctions will be permitted
Ties:	All ties will be broken by: a. The greatest number of Xs b. Scores for each Practice in the order 4, 3, 2, 1 (MLR: 3, 2, 1) c. By X count for each Practice in the order 4, 3, 2, 1 (MLR: 3, 2, 1)

Medal Qualifying Score:

	Gold	Silver	Bronze
GRSB	115	110	105
GRCF	118	115	112
LBP/LBR	115	110	105
MLR	65	60	55

America Match Medals

Firearms:	GRSB, GRCF, LBP, LBR
Targets:	GRSB: PL7 and GR5, GRCF, LBP, LBR: PL7
Sights:	Any
Position:	Standing Unsupported LBP, LBR: May be held and fired with both hands
Ready Position:	45 degrees
Course of Fire:	This event takes approximately 45 minutes to complete It requires 30 rounds The maximum possible score is 300
Sighters:	50 meters, unlimited shots in 5 minutes
Practice 1:	50 meters, 10 shots in 5 minutes
Practice 2:	25 meters, two series of 5 shots in 30 seconds
Practice 3:	25 meters, two series of 5 shots in 20 seconds
Malfunctions:	No allowances for gun malfunctions will be permitted
Ties:	All ties will be broken by: a. The greatest number of Xs b. Scores at each distance commencing at longest distance c. By X count at each distance commencing with longest distance If the distance is fixed the shortest target exposure will be used to separate scores

Medal Qualifying Score:

	Gold	Silver	Bronze
GRSB	280	275	265
GRCF	280	275	265
LBP/LBR	265	255	245

Free Gallery Rifle Medals

Firearms:	GRSB, GRCF, LBP, LBR
Targets:	PL7
Sights:	Any
Position:	Standing Unsupported LBP, LBR: May be held and fired with both hands
Ready Position:	45 degrees
Course of Fire:	This event takes approximately 30 minutes to complete It requires 20 rounds The maximum possible score is 200
Practice 1:	50 meters, two series of 10 shots in 10 minutes
Ties:	All ties will be broken by: a. The greatest number of Xs

Medal Qualifying Score:

	Gold	Silver	Bronze
GRSB	185	180	175
GRCF	175	170	165
LBP/LBR	160	140	130

Granet Medals

Firearms:	AP, GRSB, GRCF, LBP, LBR, MLP/MLR
Targets:	PL17
Sights:	Any
Position:	Standing Unsupported LBP, LBR: May be held and fired with both hands
Ready Position:	Butt in the shoulder with the rifle pointing downwards at 45 degrees AP, LBP, LBR, MLP/MLR: Pointing downwards at 45 degrees
Course of Fire:	This event takes approximately 30 minutes to complete It requires 20 rounds, MLP/MLR: 10 rounds The maximum possible score is 200, MLP/MLR: 100
Practice 1:	25 metres, 20 shots in four series of 5 appearances MLP/MLR: 25 metres, 10 shots 1 in two series of 5 appearances For each series, 5 appearances of 3 seconds with intervals of 7 seconds One shot only to be fired at each appearance
Malfunctions:	No allowances for gun malfunctions will be permitted
Ties:	All ties will be broken by: a. The greatest number of Xs

Medal Qualifying Score:

	Gold	Silver	Bronze
AP	190	180	170
GRSB	198	196	194
GRCF	198	196	194
LBP/LBR	196	193	190
MLP/MLR	85	80	70

Police Medals

[T&P 1]

Firearms:	GRSB, GRCF, LBP, LBR, MLR
Targets:	DP2
Sights:	Any
Position:	Standing Unsupported LBP, LBR: May be held and fired with both hands
Ready Position:	Butt in the shoulder with the rifle pointing downwards at 45 degrees LBP, LBR, MLR: Pointing downwards at 45 degrees
Course of Fire:	This event takes approximately 30 minutes to complete It requires 30 rounds The maximum possible score is 300
Practice 1:	25 metres, 12 shots in 2 minutes (including reloading) MLR: 25 metres, 12 shots in 12 minutes (including reloading)
Practice 2:	15 metres, 12 shots in two series of 6 appearances For each series, 6 appearances of 2 seconds with intervals of 5 seconds One shot only to be fired at each appearance Time will be given between each series to reload
Practice 3:	10 metres, 6 shots in one series of 3 appearances The target will make 3 appearances of 3 seconds (MLR: 4 seconds) with intervals of 5 seconds Two shots only to be fired at each appearance
Malfunctions:	No allowances for gun malfunctions will be permitted
Ties:	All ties will be broken by: <ol style="list-style-type: none">The greatest number of XsScores at each distance commencing at longest distanceBy X count at each distance commencing with longest distance

Medal Qualifying Score:

	Gold	Silver	Bronze
GRSB	295	293	291
GRCF	300	299	298
LBP/LBR	295	290	285
MLR	295	290	285

Scott Medals

Firearms:	AP, GRSB, GRCF, LBP, LBR, MLP/MLR
Targets:	PL7
Sights:	Any
Position:	Standing Unsupported LBP, LBR: May be held and fired with both hands MLP/MLR: To be shot one handed, may be re-cocked with free hand
Ready Position:	Butt in the shoulder with the rifle pointing downwards at 45 degrees AP, LBP, LBR, MLP/MLR: Pointing downwards at 45 degrees
Course of Fire:	This event takes approximately 30 minutes to complete It requires 20 rounds, MLP/MLR: 10 rounds The maximum possible score is 200, MLP/MLR: 100
Practice 1:	25 metres, 20 shots in two series of 1 appearance MLP/MLR: 25 metres, 10 shots 1 in two series of 1 appearance For each series 10 shots to be made on the target which will make 1 appearance of 5 minutes
Ties:	All ties will be broken by: a. The greatest number of Xs

Medal Qualifying Score:

	Gold	Silver	Bronze
AP	190	180	170
GRSB	196	191	186
GRCF	196	191	186
LBP/LBR	185	180	170
MLP/MLR	95	90	85

Service Medals

[Multi-Target]

Firearms:	GRSB, GRCF, LBP, LBR, MLR
Targets:	DP1
Sights:	Any
Position:	Standing Unsupported LBP, LBR, MLR: May be held and fired with both hands
Ready Position:	Butt in the shoulder with the rifle pointing downwards at 45 degrees LBP, LBR, MLR: Pointing downwards at 45 degrees
Course of Fire:	This event takes approximately 30 minutes to complete It requires 24 rounds The maximum possible score is 120
Practice 1:	25 metres, 6 shots in 15 seconds, left hand target MLR: 25 metres, 6 shots in 20 seconds, left hand target
Practice 2:	20 metres, 6 shots in 10 seconds, three on each target MLR: 20 metres, 6 shots in 15 seconds, three on each target
Practice 3:	15 metres, three series of 2 shots, right hand target During each series the target will make one appearance of 3 seconds Rifles and pistols must be returned to the ready position before each exposure MLR: Three series of 4 second appearances, two shots per appearance
Practice 4:	10 metres, 6 shots in 8 seconds, three on each target MLR: 10 metres, 6 shots in 12 seconds, three on each target
Malfunctions:	No allowances for gun malfunctions will be permitted
Ties:	All ties will be broken by: a. The greatest number of Xs b. Score on the left-hand target c. X count on the left-hand target

Medal Qualifying Score:

	Gold	Silver	Bronze
GRSB	110	106	102
GRCF	115	113	110
LBP/LBR	115	110	105
MLR	105	100	95

Silhouettes Medals

Firearms:	AP, GRSB, GRCF, LBP, LBR
Targets:	PL17
Sights:	Any
Position:	Standing Unsupported LBP, LBR: May be held and fired with both hands AP: Must be fired one handed
Ready Position:	45 degrees
Course of Fire:	This event takes approximately 30 minutes to complete It requires 15 rounds The maximum possible score is 150
Practice 1:	25 metres, 5 shots in 12 seconds AP, GRSB: 25 metres, 5 shots in 10 seconds
Practice 2:	25 metres, 5 shots in 10 seconds AP, GRSB: 25 metres, 5 shots in 8 seconds
Practice 3:	25 metres, 5 shots in 8 seconds AP, GRSB: 25 metres, 5 shots in 6 seconds
Malfunctions:	No allowances for gun malfunctions will be permitted
Ties:	All ties will be broken by: a. The greatest number of Xs

Medal Qualifying Score:

	Gold	Silver	Bronze
AP	140	135	130
GRSB	145	140	135
GRCF	145	140	135
LBP/LBR	145	140	135

The Cotterill Trophy

Firearms:	AP, LBP
Targets:	Precision: PL7, Rapid Fire: PL17
Sights:	Any
Position:	Standing Unsupported, must be fired single handed
Ready Position:	45 degrees
Course of Fire:	This event takes approximately 60 minutes to complete It requires 60 rounds (plus sighters) The maximum possible score is 600
Sighters:	Precision: 5 shots in 5 minutes, Rapid Fire: 5 shots in 5 minutes
Practice 1 - Precision:	25 metres, three series of 10 shots in 10 minutes
Practice 2 – Timed:	25 metres, six series of 5 shots During each series the target will make five appearances, each of 3 seconds, with intervals of 7 seconds between appearances One shot only to be fired during each appearance This practice is scored after each 10 shots (i.e. 2 series per target)
Malfunctions:	No allowances for gun malfunctions will be permitted
Ties:	All ties will be broken by: a. The greatest number of Xs b. The highest score on the last target of the Timed practice. If still tied continue to compare scores working from last target to the first, until the tie is broken

The Gallery Rifle Match

Firearms:	GRCF
Targets:	Precision: PL7, Timed: PL17
Sights:	Any type of metallic sights
Position:	Standing Unsupported
Ready Position:	45 degrees
Course of Fire:	This event takes approximately 60 minutes to complete It requires 60 rounds (plus sighters) The maximum possible score is 600
Sighters:	Precision: 5 shots in 5 minutes, Rapid Fire: 5 shots in 5 minutes
Practice 1 - Precision:	25 metres, three series of 10 shots in 10 minutes
Practice 2 - Timed:	25 metres, six series of 5 shots During each series the target will make five appearances, each of 3 seconds, with intervals of 7 seconds between appearances One shot only to be fired during each appearance This practice is scored after each 10 shots (i.e. 2 series per target)
Malfunctions:	No allowances for gun malfunctions will be permitted
Ties:	All ties will be broken by: a. The greatest number of Xs b. The highest score on the last target of the Timed practice. If still tied continue to compare scores working from last target to the first, until the tie is broken

The Granet Cup

Firearms:	GRCF
Targets:	PL17
Sights:	Any type of metallic sights
Position:	Standing Unsupported
Ready Position:	Butt in the shoulder with the rifle pointing downwards at 45 degrees. The rifle must be returned to the ready position between appearances
Course of Fire:	This event takes approximately 30 minutes to complete It requires 30 rounds (plus sighters) The maximum possible score is 300
Sighters:	5 shots in 5 minutes
Practice 1-3:	25 metres, two series of 5 shots During each series the target will make five appearances, each of 3 seconds, with intervals of 7 seconds between appearances One shot only to be fired during each appearance
Malfunctions:	No allowances for gun malfunctions will be permitted
Ties:	All ties will be broken by: a. The greatest number of Xs b. The highest score on the last Practice. If still tied continue to compare scores working from last Practice to the first, until the tie is broken

The Gallery Rifle Smallbore Match

Firearms:	GRSB
Targets:	PL7
Sights:	Any
Position:	Standing Unsupported
Ready Position:	45 degrees
Course of Fire:	This event takes approximately 30 minutes to complete It requires 30 rounds (plus sighters) The maximum possible score is 300
Sighters:	5 shots in 150 seconds
Practice 1 - Precision:	25 metres, four series of 5 shots in 150 seconds
Practice 2 - Timed:	25 metres, four series of 5 shots in 20 seconds
Practice 3 - Rapid:	25 metres, four series of 5 shots in 10 seconds
Malfunctions:	No allowances for gun malfunctions will be permitted
Ties:	All ties will be broken by: a. The greatest number of Xs b. The highest score on the shortest target exposure

Man v Man

Firearms:	GRSB
Targets:	Resettable Knockdown Targets
Sights:	Any
Position:	Standing Unsupported
Ready Position:	45 degrees
Course of Fire:	Up to 20 meters Number of shots – as required
Practice:	<ul style="list-style-type: none">a. The event will be in the form of a knock-out. It will be run as a “J ladder” or equivalentb. Two competitors will fire at their own targets at the samec. Loading will be on the firing point, any number of rounds to be loadedd. On the start command each competitor will engage their own targets in the correct ordere. A compulsory reload will be required within the course of firef. The winner of each round will go forward to the next round.
Malfunctions:	No allowances for gun malfunctions will be permitted

The Police Match

[T&P 1 Match]

Firearms:	GRCF
Targets:	DP2
Sights:	Any type of metallic sights
Position:	Standing Unsupported
Ready Position:	Butt in the shoulder with the rifle pointing downwards at 45 degrees. The rifle must be returned to the ready position between appearances
Course of Fire:	This event takes approximately 30 minutes to complete It requires 30 rounds The maximum possible score is 300
Practice 1:	25 metres, 12 shots in 120 seconds (including reloading)
Practice 2:	15 metres, two series of 6 shots During each series the target will make six appearances, each of 2 seconds, with intervals of 5 seconds between appearances One shot only to be fired during each appearance Time will be given between series to reload
Practice 3:	10 metres, 6 shots in one series of 3 appearances The target will make three appearances, each of 3 seconds, with intervals of 5 seconds between appearances Two shots to be fired during each appearance
Malfunctions:	No allowances for gun malfunctions will be permitted
Ties:	All ties will be broken by: a. The greatest number of Xs b. Scores at each distance commencing at longest distance c. By X count at each distance commencing with longest distance

The Scott Cup

Firearms:	GRCF
Targets:	PL7
Sights:	Any type of metallic sights
Position:	Standing Unsupported
Ready Position:	Butt in the shoulder with the rifle pointing downwards at 45 degrees. The rifle must be returned to the ready position between appearances
Course of Fire:	This event takes approximately 30 minutes to complete It requires 30 rounds The maximum possible score is 300
Sighters:	5 shots in 5 minutes
Practice:	25 metres, three series of 10 shots in 10 minutes During each series the target will make one appearances of 10 minutes
Malfunctions:	No allowances for gun malfunctions will be permitted
Ties:	All ties will be broken by: a. The greatest number of Xs b. The highest score on the last. If still tied continue to compare scores working from last series to the first, until the tie is broken

The Service Match
[Multi-Target Match]

Firearms:	GRCF
Targets:	DP1
Sights:	Any type of metallic sights
Position:	Standing Unsupported
Ready Position:	Butt in the shoulder with the rifle pointing downwards at 45 degrees. The rifle must be returned to the ready position between appearances
Course of Fire:	This event takes approximately 30 minutes to complete It requires 24 rounds The maximum possible score is 120
Practice 1:	25 metres, 6 shots in 15 seconds, left hand target
Practice 2:	20 metres, 6 shots in 10 seconds, three on each target
Practice 3:	15 metres, three series of 2 shots, right hand target During each series the target will make one appearance of 3 seconds Rifles and pistols must be returned to the ready position before each exposure
Practice 4:	10 metres, 6 shots in 8 seconds, three on each target
Malfunctions:	No allowances for gun malfunctions will be permitted
Ties:	All ties will be broken by: a. The greatest number of Xs b. The highest score on the left hand target c. The X count on the left hand target

The Silhouette Cup

Firearms:	GRCF
Targets:	PL17
Sights:	Any type of metallic sights
Position:	Standing Unsupported
Ready Position:	Butt in the shoulder with the rifle pointing downwards at 45 degrees. The rifle must be returned to the ready position between appearances
Course of Fire:	This event takes approximately 30 minutes to complete It requires 30 rounds The maximum possible score is 300
Sighters:	5 shots in 12 seconds
Practice 1:	25 metres, two series of 5 shots in 12 seconds
Practice 2:	25 metres, two series of 5 shots in 10 seconds
Practice 3:	25 metres, two series of 5 shots in 8 seconds
Malfunctions:	No allowances for gun malfunctions will be permitted
Ties:	All ties will be broken by: a. The greatest number of Xs b. The highest score on the shortest target exposure

D - Standards & Records

D1

National & Phoenix Standards

25m Precision

	Gold	Silver	Bronze
0101	275	270	265
0102	296	293	289
0103	296	293	289
0104	295	290	285
0111	<i>- New Event - No standards yet -</i>		
0121	285	281	276
0122	285	280	275
0123	<i>- No standards awarded -</i>		
0141	137	130	120
0142	130	125	120

50m Precision

	Gold	Silver	Bronze
0301	288	284	280
0302	275	270	265
0303	275	270	265
0304	270	265	260
0321	255	240	220
0322	255	215	210
0341	110	105	100
0342	110	100	90

America Match

	Gold	Silver	Bronze
0501	282	275	270
0502	285	280	275
0503	285	280	275
0504	280	275	270
0521	265	255	245
0522	260	250	240

Timed & Precision 1

	Classification	Gold	Silver	Bronze
0701	X	300.16	300	299
0701	A	300	298	296
0701	B	298	295	292
0701	C	294	290	286
0701	D	285	282	278
0702	X	300.28	300.25	300.20
0702	A	300.27	300.21	300.18
0702	B	300.23	300.18	300
0702	C	300.16	299	298
0702	D	297	296	295
0703		300	299	298
0704		300.16	300	299
0721	X	300	299	298
0721	A	299	296	294
0721	B	292	290	288
0722	X	300	299	298
0722	A	299	295	293
0722	B	292	286	280
0723		290	285	280
0724		295	292	290
0725		295	292	290
0735		296	293	290
0736		297	294	290
0737		296	293	290
0742		292	288	285

Timed & Precision 2

	Classification	Gold	Silver	Bronze
0901	X	594	592	590
0901	A	587	580	570
0901	B	567	555	545
0902	X	596	594	592
0902	A	595	593	590
0902	B	587	575	565
0903		590	585	580
0904		580	575	570
0921	X	595	592	588
0921	A	588	575	560
0921	B	568	550	540
0922	X	580	570	560
0922	A	572	560	550
0922	B	540	520	500

T&P3

	Gold	Silver	Bronze
1021	248	245	240
1022	240	238	236

Multi-Target

	Classification	Gold	Silver	Bronze
1101	X	119	117	116
1101	A	118	114	109
1101	B	113	105	102
1101	C	106	102	98
1101	D	95	92	88
1102	X	120.10	119	118
1102	A	120	118	116
1102	B	118	116	114
1102	C	114	112	108
1102	D	106	104	100
1103		116	114	112
1104		116	114	112
1121	X	118	117	116
1121	A	116	112	109
1121	B	107	101	96
1122	X	117	116	115
1122	A	113	108	105
1122	B	106	100	95
1124		112	107	102
1125		112	107	102
1135		112	108	104
1136		112	108	104
1142		105	100	95

Phoenix A

	Classification	Gold	Silver	Bronze
1301	X	196	193	190
1301	A	189	185	180
1301	B	175	170	165
1302	X	199	198	197
1302	A	197	190	185
1302	B	188	183	178
1303		188	185	180
1304		188	185	180
1321	X	195	190	185
1321	A	190	185	180
1321	B	177	175	170
1322	X	185	180	175
1322	A	183	175	170
1322	B	163	155	150

1500

	Classification	Gold	Silver	Bronze
1501	X	1488	1483	1478
1501	A	1481	1470	1460
1501	B	1471	1455	1440
1501	C	1448	1430	1415
1501	D	1375	1365	1355
1502	X	1496	1494	1492
1502	A	1494	1490	1488
1502	B	1490	1485	1480
1502	C	1480	1465	1450
1502	D	1456	1435	1420
1503		1490	1488	1485
1504		1480	1475	1470
1521	X	1496	1493	1491
1521	A	1485	1475	1460
1521	B	1450	1420	1400
1522	X	1485	1465	1460
1522	A	1468	1440	1420
1522	B	1400	1380	1360
1524		1445	1435	1425
1525		1445	1435	1425

1020

	Classification	Gold	Silver	Bronze
1601	X	1018	1016	1014
1601	A	1016	1014	1012
1601	B	1003	1000	996
1602	X	1020	1019	1018
1602	A	1019	1018	1017
1602	B	1015	1013	1011
1603		1020	1016	1014
1604		1016	1014	1012
1621		1012	1006	1000
1622		1010	1000	990

Bianchi

	Classification	Gold	Silver	Bronze
1701	X	1900	1880	1860
1701	A	1836	1800	1780
1701	B	1701	1680	1660
1702	X	1915	1905	1896
1702	A	1890	1870	1850
1702	B	1855	1840	1820
1703		1860	1855	1850
1704		1840	1830	1820
1721	X	1905	1900	1895
1721	A	1895	1840	1830
1721	B	1750	1725	1700
1722	X	1900	1880	1860
1722	A	1825	1800	1775
1722	B	1750	1725	1700

WA 48

	Gold	Silver	Bronze
1821	480	478	475
1822	474	470	465

Advancing Target

	Classification	Gold	Silver	Bronze
1901	X	294	292	290
1901	A	290	287	286
1901	B	281	277	274
1901	C	272	268	264
1901	D	250	245	240
1902	X	180.20	180.10	179
1902	A	180	178	177
1902	B	178	176	175
1902	C	174	172	170
1902	D	165	163	161
1903		178	175	173
1904		178	175	173
1921	X	180	179	178
1921	A	177	174	170
1921	B	169	160	155
1922	X	180	179	178
1922	A	174	170	165
1922	B	163	160	156
1924		174	168	164
1925		174	172	170
1942		65	60	55

Speed Steels Challenge

	Gold	Silver	Bronze
2101	27s	29s	31s
2102	37s	39s	41s
2103	37s	39s	41s
2104	39s	41s	43s
2121	33s	36s	40s
2122	40s	43s	46s

The Grand

	Gold	Silver	Bronze
2901	830	750	700

NRA Embassy Cup

	Gold	Silver	Bronze
3335	116	114	112
3336	119	117	115

25m Classic Muzzle Loading

	Gold	Silver	Bronze
4143	95	91	87
4144	95	93	91
4145	85	83	80
4146	90	88	85

Granet

	Gold	Silver	Bronze
4301	300	299	297
4302	299	297	295
4303	295	290	285
4304	297	295	292

Imperial Silhouettes

	Gold	Silver	Bronze
4701	300.20	300	299
4702	298	296	294
4703	295	290	285
4704	295	293	290

Surrenden

	Gold	Silver	Bronze
4902	260	255	250
4903	260	257	254
4904	245	240	235

100 Yards

	Gold	Silver	Bronze
5142	27	24	20

100/200 Yards

	Gold	Silver	Bronze
5301	80	78	75
5321	88	82	78
5334	40	38	35
5342	38	35	30

200/300 Yards

	Gold	Silver	Bronze
5563	98	96	94
5565	96	93	90
5566	82	79	75

100/200/300 Yards

	Gold	Silver	Bronze
5702	105	100	95
5703	107	103	99
5704	94	88	80
5762	90	85	80
5767	95	90	85
5781	107	99	91
5782	90	85	80
5783	118	111	103
5785	145	141	136
5791	80	75	70
5792	136	130	125
5793	130	122	114

400/500/600 Yards

	Gold	Silver	Bronze
5968	144	142	140
5969	135	130	125
5981	130	125	120
5982	110	105	100
5983	145	135	130
5986	218	215	212
5987	125	120	115
5988	215	205	195
5991	130	125	120
5992	145	140	135
5993	148	146	144

800/900/1000 Yards

	Gold	Silver	Bronze
6168	211	208	203
6181	160	150	140
6182	150	145	135
6183	180	170	160
6186	220	215	210
6187	100	92	83
6188	210	200	190
6191	85	80	75
6192	180	170	160
6193	200	190	180

McQueen

	Gold	Silver	Bronze
6501	50.6	50.3	50
6580	50.5	50.2	49
6590	50.5	50	48

D2 National & Phoenix Records

D2.1 Overview

- D2.1.1 Two types of record are maintained:
- a. National Records [NR]: These are maintained only for the classified events. National records can be set at any fully or partially classified meeting in the United Kingdom
 - b. Phoenix Records [PR]: These are maintained for all events shot at the annual Phoenix meeting. Phoenix Meeting Records are shown for all events, except where event conditions have changed in the current year

D2.2 Qualifying scores

- D2.2.1 In order for records to be recognized, reports of the scores must be submitted to the classification organiser by the Chief Statistical Officer of the meeting in which they were fired
- D2.2.2 Scores fired during re-entry events cannot be used to establish records
- D2.2.3 Scores must be complete scores for an entire event. Practice, match or stage scores, or scores for only part of an event, will not be used for records
- D2.2.4 Scores must be fired in accordance with the standard conditions for the event. Any score fired with any change in conditions, e.g. being coached as part of a team (see B4.2) or using an alternative position (see A3.5), will not be considered for records

25m Precision (0101-42)

Record Score:	0101: 288.09	Johan Griesel, 2014	[PR]
	290.13	Keith Edwards, 2014	[NR]
	0102: 300.20	Flippie van Tonder, 2015	[PR]
	300.22	Keith Edwards, 2013	[NR]
	0103: 299.19	Adam Chapman, 2017	[PR]
	300.24	Colin Hudson, 2018	[NR]
	0104: 298.19	Martin Benton, 2013	[PR]
	299.14	Les Pearson, 2015	[NR]
	0121: 288.11	Adam Chapman, 2014	[PR]
	290.14	Adam Chapman, 2015	[NR]
	0122: 296.12	Charles Sears, 2006	[PR]
	296.12	Charles Sears, 2006	[NR]
	0123: 276.03	Dave Berry, 2016	[PR]
	0141: 145.03	David Erskine, 2012	[PR]
	0142: 140.00	D. Robinson, 2000	[PR]

50m Precision (0301-42)

Record Score:	0301: 292.10	Andy Ferrara, 2007	[PR]
	297.14	Colin Hudson, 2017	[NR]
0302:	291.08	Herb Teachy, 2010	[PR]
	291.08	Herb Teachy, 2010	[NR]
0303:	285.08	Adam Chapman, 2017	[PR]
	293.10	Colin Hudson, 2018	[NR]
0304:	280.04	Kjell Middleton, 2012	[PR]
	280.04	Kjell Middleton, 2012	[NR]
0321:	280.04	Mick Gault, 2007	[PR]
	280.04	Mick Gault, 2007	[NR]
0322:	256.02	William Horne, 2006	[PR]
	266.04	Adam Chapman, 2015	[NR]
0341:	128.00	Les Pearson, 2003	[PR]
0342:	129.01	John Emmerson, 2002	[PR]

America Match (0501-22)

Record Score:	0501: 291.07	Brian Sedgbeer, 2006	[PR]
	296.09	Norman Veitch, 2015	[NR]
0502:	298.07	Keith Cox, 2005	[PR]
	298.07	Keith Cox, 2005	[NR]
0503:	289.15	Adam Chapman, 2015	[PR]
	296.10	Adam Chapman, 2015	[NR]
0504:	282.10	Ian Grant, 2015	[PR]
	286.06	Alan Whittle, 2010	[NR]
0521:	275.05	Steve Lane, 2017	[PR]
	280.03	Steve Lane, 2018	[NR]
0522:	287.03	Charles Sears, 2004	[PR]
	287.03	Charles Sears, 2004	[NR]

Timed & Precision 1 (0701-42)

Record Score:	0701: 300.23	John Robinson, 2014	[PR]
	300.25	Gwyn Roberts, 2007	[NR]
0702:	300.29	Taff Wilcox, 2011; John Robinson, 2014	[PR]
	300.30	Gwyn Roberts, 2007; Dave Hackett, 2016	[NR]
0703:	300.29	Adam Chapman, 2016	[PR]
	300.29	Adam Chapman, 2016	[NR]
0704:	300.25	Matt Peppitt, 2015	[PR]
	300.29	Matt Peppitt, 2016	[NR]
0721:	300.17	Steve Lane, 2018	[PR]
	300.23	Peter Watts, 2018	[NR]
0722:	300.17	Charles Sears, 2006	[PR]
	300.21	Marek Pawlik, 2019	[NR]
0723:	296.10	Richard Russell, 2012	[PR]
0724:	299.12	William Horne, 2018	[PR]
	300.19	Phil Cowling, 2016	[NR]
0725:	300.17	William Horne 2018	[PR]
	300.17	William Horne 2018	[NR]
0735:	300.20	Paul Stockill, 2014	[PR]
0736:	300.17	John Chambers, 2016	[PR]
0737:	300.23	James Wilson, 2017	[PR]
0742:	299.08	Dave Berry, 2012	[PR]

Timed & Precision 2 (0901-22)

Record Score:	0901: 596.39	John Robinson, 2014	[PR]
	598.25	John Robinson, 2011	[NR]
0902:	600.44	Gwyn Roberts, 2010	[PR]
	600.47	John Robinson, 2013	[NR]
0903:	595.29	Terry Fry, 2014	[PR]
	596.27	Richard Sutcliffe, 2012	[NR]
0904:	588.18	Matt Peppitt, 2014	[PR]
	594.23	Rob Wheeler, 2017	[NR]
0921:	596.21	Phil Stead, 2010	[PR]
	599.34	John Robinson, 2017	[NR]
0922:	590.27	Layne Chisholm, 2006	[PR]
	595.32	John Robinson, 2018	[NR]

Timed & Precision 3 (1021-22)

Record Score:	1021: 249.00	Clive Ferguson, 2014	[NR]
	1022: 245.00	Peter Watts, 2008	[NR]

Multi-Target (1101-42)

Record Score:	1101: 120.19	Jonny Cormie, 2016	[PR]
	120.19	Jonny Cormie, 2016	[NR]
	1102: 120.21	Gwyn Roberts, 2013; Peter Watts, 2016	[PR]
	120.22	Gerry Betteridge, 2018	[NR]
	1103: 118.16	Dale Foster, 2018	[PR]
	120.21	Norman Veitch, 2015	[NR]
	1104: 119.16	Mick Tedesco, Matt Peppitt, 2016	[PR]
	120.14	Alan Podevin, 2020	[NR]
	1121: 118.12	Alan Convery, 2012; Jonny Cormie, 2016	[PR]
	120.16	Steve Lane, 2020	[NR]
	1122: 117.00	Phil Cowling, 2005	[PR]
	118.13	Greg Rastall, 2012	[NR]
	1124: 117.13	William Horne, 2016	[PR]
	117.13	William Horne, 2016	[NR]
	1125: 116.11	Phil Cowling, 2015	[PR]
	118.15	Phil Cowling, 2016	[NR]
	1135: 115.10	Paul Stockill, 2016	[PR]
	1136: 117.13	Adam Chapman, 2019	[PR]
	1142: 111.09	Dave Berry, 2017	[PR]

Phoenix A (1301-22)

Record Score:	1301: 197.28	John Robinson, 2010	[PR]
	200.24	Norman Veitch, 2017	[NR]
	1302: 200.35	Gwyn Roberts, 2016	[PR]
	200.35	Gwyn Roberts, 2016	[NR]
	1303: 199.17	Steve Lamb, 2012	[PR]
	199.29	Norman Veitch, 2016	[NR]
	1304: 195.17	Martin Benton, 2014	[PR]
	197.23	Keith Kilvington, 2019	[NR]
	1321: 199.24	Steve Lane, 2019	[PR]
	199.24	Steve Lane, 2019	[NR]
	1322: 189.00	Graham Trimmer, 2009	[PR]
	189.11	Dave Green, 2014	[NR]

Multi-Target 3 (1401-22)

Record Score:	1401: 223.15	David Hackett, 2012	[PR]
	1402: 232.24	Peter Watts, 2015	[PR]
	1403: 227.21	Dale Foster, 2018	[PR]
	1404: 216.20	Meik Waldvogt, 2016	[PR]
	1421: 220.20	Clive Ferguson, 2012	[PR]
	1422: 200.11	Peter Watts, 2012	[PR]

The 1500 (1501-25)

Record Score:	1501: 1493.111	John Robinson, 2004	[PR]
	1496.128	John Robinson, 2005	[NR]
	1502: 1500.122	Gwyn Roberts, 2011	[PR]
	1500.129	Gwyn Roberts, 2003	[NR]
	1503: 1496.115	John Robinson, 2017	[PR]
	1497.125	Richard Sutcliffe, 2016	[NR]
	1504: 1486.116	John Robinson, 2016	[PR]
	1493.102	John Robinson, 2016	[NR]
	1521: 1497.113	John Robinson, 2018	[PR]
	1497.113	John Robinson, 2018	[NR]
	1522: 1490.102	John Robinson, 2018	[PR]
	1492.103	John Robinson, 2019	[NR]
	1524: 1421.44	Phil Cowling, 2018	[PR]
	1421.44	Phil Cowling, 2018	[NR]
	1525: 1462.67	Phil Cowling, 2018	[PR]
	1462.67	Phil Cowling, 2018	[NR]

The 1020 (1601-22)

Record Score:	1601: 1019.85	Jonny Cormie, 2017	[PR]
	1020.81	Jake Mossom, 2020	[NR]
	1602: 1020.88	Jeff Kehoe, 2017	[NR]
	1020.82	Norman Veitch, 2018	[NR]
	1603: 1019.89	Richard Sutcliffe, 2016	[PR]
	1020.95	Norman Veitch, 2016	[NR]
	1604: 1017.78	Keith Kilvington, 2018	[PR]
	1020.77	Keith Kilvington, 2019	[NR]
	1621: 1014.72	John Robinson, 2017	[PR]
	1020.81	Steve Lane, 2019	[NR]
	1622: 1005.61	Phil Cowling, 2017	[PR]
	1017.56	Phil Cowling, 2015	[NR]

Bianchi (1701-22)

Record Score:	1701: 1918.155	Gwyn Roberts, 2009	[PR]
	1918.155	Gwyn Roberts, 2009	[NR]
1702:	1920.165	Chris West, 2012	[PR]
	1920.165	Chris West, 2012	[NR]
1703:	1913.167	Chris West, 2012	[PR]
	1916.168	Paul Hunter, 2010; Chris West, 2013	[NR]
1704:	1837.120	Alan Whittle, 2011	[PR]
	1838.143	Chris Lewis, 2010	[NR]
1721:	1918.159	Layne Chisholm, 2011	[PR]
	1920.163	Gwyn Roberts, 2013	[NR]
1722:	1911.000	Mel Beard, 2007	[PR]
	1918.153	Gwyn Roberts, 2013	[NR]

WA 48 (1821-22)

Record Score:	1821: 480.34	Glenn Gordon, 2018	[PR]
	480.44	Steve Lane, 2019	[NR]
1822:	476.28	Phil Cowling, 2018	[PR]
	479.27	Paul Lacey, 2019	[NR]

Advancing Target (1901-42)

Record Score:	1901: 297.00	John Robinson, 2007	[PR]
	297.40	Norman Veitch, 2014	[NR]
1902:	180.34	David Guest, 2015	[PR]
	180.34	David Guest, 2015	[NR]
1903:	180.31	David Owens, 2014	[PR]
	180.31	David Owens, 2014	[NR]
1904:	180.24	Alan Whittle, 2012	[PR]
	180.29	Mick Tedesco, 2010	[NR]
1921:	180.30	David Owens, 2016	[PR]
	180.30	Mike Chinery, 2015	[NR]
1922:	180.25	Morné van Dalen, 2012	[PR]
	180.25	Morné van Dalen, 2012	[NR]
1924:	179.17	Phil Cowling, 2016	[PR]
	179.21	Phil Cowling, 2015	[NR]
1925:	179.27	William Horne, 2015	[PR]
	179.27	William Horne, 2015	[NR]
1942:	71.07	Dave Berry, 2016	[PR]

25m Timed (2301-42)

Record Score:	2301: 272.06	Glenn Gordon, 2011	[PR]
	2342: 143.00	James West, 2004	[PR]

NRA Rapid Fire (2601-42)

Record Score:	2621: 285.07	David Guest, 2019	[PR]
	291.12	Steve Lane, 2019	[NR]
	2622: 222.01	David Fergusson, 2019	[PR]
	256.02	Glenn Gordon, 2019	[NR]

The Grand (2901)

Record Score:	2901: 989.12	Phil Winnall, 2001	[PR]
----------------------	---------------------	--------------------	------

NRA Embassy Cup (3335-36)

Record Score:	3335: 119	David Payne, 2012; John Chambers, 2016	[PR]
	3336: 120	John Chambers, 2014; David Pollock, 2016	[PR]

Metallic Silhouettes (3901)

Record Score:	3901: 28	Andrew Spong, 2008	[PR]
----------------------	-----------------	--------------------	------

25m Classic (4143-46)

Record Score:	4143: 96	R Everit, 2000	[PR]
	4144: 98	John Emmerson, 2013	[PR]
	4145: 94	Nick Harvey, 2004	[PR]
	4146: 97	Nick Harvey, 2004	[PR]

The Granet (4301-04)

Record Score:	4301: 300.24	Noel Thompson, 2013	[PR]
	4302: 300.17	Terry Fry, Gerald Betteridge, 2011	[PR]
	4303: 299.21	Adam Chapman 2017	[PR]
	4304: 298.22	Martin Benton, 2013	[PR]

Imperial Silhouettes (4701-04)

Record Score:	4701: 300.28	Jonny Cormie, 2016	[PR]
	4702: 300.19	Steve Lamb, 2011	[PR]
	4703: 298.19	Adam Chapman, 2016	[PR]
	4704: 294.09	Charles Bestwick, 2015	[PR]

Surrenden (4902-04)

Record Score:	4902: 262.13	Jeff Kehoe, 2017	[PR]
	4903: 267.18	Adam Chapman, 2016	[PR]
	4904: 250.09	Keith Kilvington, 2018	[PR]

100 yds (5142)

Record Score:	5142: 27.00	Granville Thomas, 2016	[PR]
----------------------	--------------------	------------------------	------

100/200 yds (5301-42)

Record Score:	5301: 89.04	Colin Hudson, 2016	[PR]
	5321: 97.10	John Denwood, 2018	[PR]
	5334: 50.00	P. Hathaway-Jones, J. Kehoe 2016	[PR]
	5342: 50.00	Granville Thomas, 2016	[PR]

200/300 yds (5563-66)

Record Score:	5563: 100.14	Peter Collins, 2016	[PR]
	5565: 97.06	Paul Griffiths, 2018	[PR]
	5566: 89.03	Paul Griffiths, 2016	[PR]

100/200/300 yds (5685)

Record Score:	5685: 291.00	Barend Verster, 2018	[PR]
----------------------	---------------------	----------------------	------

100/200/300 yds (5702-93)

Record Score:	5702: 117.04	Dave Holt, 2017	[PR]
	5703: 131.06	Colin Hudson, 2017	[PR]
	5704: 95.01	Julie Robinshaw, 2018	[PR]
	5762: 96.01	Mark Luther, 2017	[PR]
	5767: 111.03	Paul Griffiths, 2016	[PR]
	5781: 128.05	William Ellis, 2017	[PR]
	5782: 105.02	Colin Hudson, 2017	[PR]
	5783: 160.06	Steven Voak, 2016	[PR]
	5785: 148.17	Myles Robinson, 2018	[PR]
	5791: 107.03	Kjell Middleton, 2016	[PR]
	5792: 139.07	Bill Ellis, 2017	[PR]
	5793: 135.09	Lisa Bagley, 2017	[PR]

400/500/600 yds (5968-93)

Record Score:	5968: 150.22	Peter Collins, 2014	[PR]
	5969: 140.10	Philip Milnes, 2018	[PR]
	5981: 136.06	William Ellis, 2017	[PR]
	5982: 129.06	Mark Silver, 2017	[PR]
	5983: 149.16	Bruce Ellis, 2017	[PR]
	5986: 221.16	Gerco Damen, 2018	[PR]
	5987: 131.08	Carole Silver, 2016	[PR]
	5988: 217.17	Stan Westcombe, 2016	[PR]
	5991: 139.10	Bruce Ellis, 2016	[PR]
	5992: 148.16	John Chambers, 2017	[PR]
	5993: 150.27	Frances Graham, 2017	[PR]

800/900/1000 yds (6168-93)

Record Score:	6168: <i>Event conditions changed in 2021</i>		
	6181: <i>Event conditions changed in 2021</i>		
	6182: <i>Event conditions changed in 2021</i>		
	6183: <i>Event conditions changed in 2021</i>		
	6186: 221.16	Ian Boxall, 2016	[PR]
	6187: 120.04	Mark Silver, 2016	[PR]
	6188: 225.33	Asad Wahid, 2018	[PR]
	6191: <i>Event conditions changed in 2021</i>		
	6192: <i>Event conditions changed in 2021</i>		
	6193: <i>Event conditions changed in 2021</i>		

McQueen (6501, 6580, 6590)

Record Score:	6501: 50.9	Chris McGill, 2017	[PR]
	6580: 50.8	Chris McGill, Stuart Doyle, 2016/17	[PR]
	6590: 50.6	Peter Radcliffe; David Nash, 2018	[PR]

Notes

SOUTHERN GUN COMPANY

Innovative Precision Firearms

Tel: 01208 851074 | Fax: 01208 850860

SEE OUR NEW RIFLE



Our new pistol calibre
9MM LA Gallery Rifle



locked Breech Manual Straight Pull
.223 REM and .300 BLK



locked Breech Manual Straight Pull
.243 WIN up to .308 Win

SEARCH FOR 'SOUTHERN GUN'
ON WWW.GUNMART.NET
TO SEE THE NEW RIFLE AND
OTHER VIDEO REVIEWS



www.Southern-Gun.co.uk
sgc@southern-gun.co.uk

Manufactured in Cornwall UK

Proud Sponsors of the
Phoenix Meeting 2021

BROWNELLS®

www.brownells.co.uk

Phoenix Meeting 28th-30th May 2021

"We are thrilled to be coming back as the headline sponsor of the Phoenix Meeting, 2021. With competitions over a diverse range of disciplines this key NRA event showcases, and promotes, the sport which we are passionate about".

Brownells UK

SERIOUS | **SINCE**
ABOUT FIREARMS | **1939**

