






2023 HB P52		25m Precision		Gun type	GRSB	GRCF	Handguns	
Time:	45 mins	Distance:	25m	Event number & Card colour	0101	0102	0121 LBP	0124 LBP(I)
Course of Fire			Box Settings			0103 Open	0122 LBR	0125 LBR(I)
						0104 Classic	0123 AP	
Sighters:	Unlimited shots in 5 minutes <i>Shooters to examine targets, ROs to reface</i>	5 mins with 5 secs away time	Target (Note – reface PL7 with PL8 Centres & patch)					
Practice 1:	10 shots in 5 minutes <i>ROs Score and reface</i>	5 mins with 5 secs away time		PL14	PL7	PL7		
Practice 2:	10 shots in 5 minutes <i>ROs Score and reface</i>	5 mins with 5 secs away time		Sights Any – as per gun type				
Practice 3:	10 shots in 5 minutes <i>ROs Score, cards completed and collected</i>	5 mins with 5 secs away time		Spotting Scopes may be used				
				Rounds	30 + sighters			
				Max. Score	300			
				Ready Pos.	45 degrees			
Notes:				Position	Standing unsupported			
				Penalties	No event specific penalties			

Range Commands

- **“SHOOTERS TO THE LINE”** **“UNBAG AND SHOW CLEAR”** – ROs check each firearm is clear
- CRO reads out the Course of Fire and checks understanding
- **“CHECK AND ADJUST”** – shooters may check their firearms and adjust their sights onto the target
- Having checked that the range is clear and shooters appear ready, the CRO commands **“LOAD AND MAKE READY”**. Having given time to load and make ready, the CRO commands **“ARE YOU READY?”** Silence will be taken as agreement – any competitor who is not ready may raise one arm, after which the CRO will confirm **“NOT READY CALLED”** and repeat until silence.
- **“STAND BY”** Targets turn away and face after 5 seconds, or where the targets do not turn, a whistle may be blown (or other audible signal made) to signal shooting may begin.
- When the targets turn away or the whistle is blown, firing must cease immediately. CRO will command **“UNLOAD AND SHOW CLEAR”**.
- When all ROs have reported clear, the CRO will command **“RANGE IS CLEAR”** and give permission to ROs and Competitors to go forward in order to score and replace targets as necessary. Competitors must not start picking up their gear until this command is given.
- **“STOP, STOP, STOP”** – On hearing this command all competitors must cease shooting immediately and keep the gun pointing in a safe direction, keep their finger away from the trigger and wait for further instructions (note that anyone on the range can, and should, call “STOP, STOP, STOP” if they become aware of any potential safety issue.

These notes should be read in conjunction with the Handbook and do not replace the need to be familiar with the Handbook. The Handbook will take precedence.

Role of Chief Range Officer (CRO):

(See HB B2.3 P28)

- Assigned by MD to a range.
- Responsible for safety, discipline and efficiency.
- Responsible for all RO's and ensuring they are familiar with relevant rules and conditions, especially for events being run.
- Must be constantly alert, impartial and courteous, but firm/clear.
- Deal with challenges, protests or disciplinary issues calmly and quietly at the firing line, or by taking a competitor to one side. Any disturbance or involvement of other competitors to be avoided.
- Identify any competitors with limited experience and provide additional support/oversight as required.

Range Safety:

(See HB A3.2 P16-18)

- At Bisley, for the SAW, Phoenix, Nationals and AAW, eye and ear protection is mandatory in the vicinity of the firing line. This is good practice on any range. Be a role model.
- All firearms must remain boxed/cased until RO permission to remove given.
- No competitor must touch an unboxed/uncased firearm except under RO supervision and no competitor may load a firearm until ordered to do so by an RO on the firing point.
- When stationary on the range the muzzles of all firearms being held must be pointed downrange in a safe direction.
- The handbook should be referred to for specific instructions for moving around the range during an event under the control of an RO and moving around the range when not on the firing point. (See HB A3.2.6 P17)
- ROs will provide specific instructions for moving between positions. This will either be at the start of a practice, when the firearm will be loaded, but not made ready, or during a practice when the firearm must be clear and the action open. (See HB B6.2 P33)

Overlay Gauges:

(See HB B8.5 P36)

- A shot may be gauged in, if the black circle of the same calibre touches or goes over the edge of the scoring ring.
- Late shots, as indicated by an extended hole in the target may count, if the hole is not larger than 1.5 times the normal size. Some overlay gauges have an outside band to indicate this.
- The competitor may appeal a scoring decision but must not touch the target prior to the appeal.

Role of Range Officer (RO):

(See HB B2.4 P29)

- Assistant to the CRO and co-operative with other ROs and officials.
- Responsible for safety and discipline of all people in the part of the range to which they are assigned.
- Responsible for ensuring they are familiar with relevant rules and conditions, especially for events being run.
- Must be constantly alert, impartial and courteous, but firm/clear.
- Raise any challenges, protests or disciplinary issues calmly and quietly with the CRO.
- Identify any competitors with limited experience and provide additional support/oversight as required.

Clearing of Firearms:

(See HB A.3.2.8 P17)

It is the responsibility of the firer to unload and clear their firearm before presenting it for inspection by the RO. No firearm may be boxed, cased or holstered until cleared by an RO. Procedure for presenting for clearance as follows:

- GRSB** – Competitor removes magazine, locks action open, confirms that chamber, action and boltface are clear of live rounds, misfires and empty cases.
- GRCF with fixed magazine** – Competitor opens the action, confirms that magazine, chamber, action and boltface are clear of live rounds, misfires and empty cases, racks three times for RO and leaves action open.
- LBP** – As GRSB. When proved clear and under the direction of an RO with the firearm pointing in a safe direction, the shooter may put the slide forward, the hammer down and holster.
- LBR** – Competitor opens cylinder, ejects all cases, confirms that chambers and frame are clear of live rounds, misfires and empty cases. When proved clear and under the direction of an RO with the firearm pointing in a safe direction, the cylinder may be placed back in the firearm and the firearm holstered.

Foot Faults:

(See HB B6.7 P34)

- In the case of any sort of marked line, feet may be on the line, but not extend over the line, unless event conditions allow.

