




V1 (2025)		America Match		Gun type	GRSB	GRCF	Handguns			
Time:	45 mins	Distances:	25m, 50m	Event number & Card colour	0501	0502	0521 LBP	0524 LBP(I)		
Course of Fire						Box Settings		0503 Open	0522 LBR	0525 LBR(I)
Sighters: 50m, unlimited shots in 5 mins <i>Shooters to examine targets, ROs reface</i>						5 mins with 5 secs away time		0504 Classic		
Practice 1:	50m, 10 shots in 10 mins (including reload) <i>ROs score and reface</i>	10 mins with 5 secs away time		Target (Note – reface PL7 with PL8 Centres & patch)						
Practice 2:	25m, 2 series of 5 shots in 30 secs <i>ROs score & reface (except GR5)</i>	30 secs with 5 secs away time			Sights	Any – as per gun type				
Practice 3:	25m, 2 series of 5 shots in 20 secs <i>ROs score, cards completed and collected</i>	20 secs with 5 secs away time		Rounds	30 + sighters					
Notes:				Max. Score	300					
				Ready Pos.	45 degrees					
				Position	Standing unsupported					
				Penalties	No event specific penalties					
				Range Commands						
<ol style="list-style-type: none"> In Practice 2, GRSB will fire the first string of 5 shots at the top left diagram of the GR5 and the second string at the top right diagram. The GR5 is scored at the end of Practice 2 but not refaced. In Practice 3, GRSB will fire the first string of 5 shots at the bottom left diagram of the GR5 and the second string at the bottom right diagram. The centre diagram of the GR5 is not used. 				<ul style="list-style-type: none"> “SHOOTERS TO THE LINE” “UNBAG AND SHOW CLEAR” – ROs check each firearm is clear CRO reads out the Course of Fire and checks understanding “CHECK AND ADJUST” – shooters may check their firearms and adjust their sights onto the target Having checked that the range is clear and shooters appear ready, the CRO commands “WITH FIVE ROUNDS, LOAD AND MAKE READY”. Having given time to load and make ready, the CRO commands “ARE YOU READY?” Silence will be taken as agreement – any competitor not ready may raise an arm, after which CRO will confirm “NOT READY CALLED” and repeat until silence. “STAND BY” Targets turn away and face after 5 seconds, or where the targets do not turn, a whistle may be blown (or other audible signal made) to signal shooting may begin. When the targets turn away or the whistle is blown, firing must cease immediately. CRO will command “UNLOAD AND SHOW CLEAR”. When all ROs have reported clear, the CRO will command “RANGE IS CLEAR” and give permission to ROs and Competitors to go forward in order to score and replace targets as necessary. Competitors must not start picking up their gear until this command is given. “STOP, STOP, STOP” – On hearing this command all competitors must cease shooting immediately and keep the gun pointing in a safe direction, keep their finger away from the trigger and wait for further instructions (note that anyone on the range can, and should, call “STOP, STOP, STOP” if they become aware of any potential safety issue. 						