






V1 (2025)	1020
-----------	------

Time:	45 mins	Distances:	25, 15 & 10m
-------	---------	------------	--------------

Range Commands – see back for Course of Fire

- **“SHOOTERS TO THE LINE”** **“UNBAG AND SHOW CLEAR”** – ROs check each firearm is clear. This should be done at the 10m line.
- CRO reads out the Course of Fire and checks understanding.
- **“CHECK AND ADJUST”** – shooters may check their firearms and adjust their sights onto the target.
- Having checked that the range is clear and shooters appear ready, the CRO commands:
- **Practice 1, 3 & 5 - “WITH SIX ROUNDS, RIFLES LOAD & MAKE READY, HANDGUNS LOAD AND HOLSTER”.**
- **For Practice 2 & 4 - “CLOSE ACTIONS. WITH SIX ROUNDS, RIFLES LOAD BUT DO NOT MAKE READY, HANDGUNS LOAD AND HOLSTER”.**
- Having given time to load and make ready, the CRO commands **“ARE YOU READY?”** Silence will be taken as agreement – any competitor who is not ready may raise one arm or call “NOT READY”, after which the CRO will confirm **“NOT READY CALLED”** and repeat until silence.
- **“STAND BY”** Targets turn away and face after 7s, or where the targets do not turn, a whistle may be blown (or other audible signal made) to signal shooting may begin.
- When the targets turn away or the whistle is blown, firing must cease immediately. CRO will command **“UNLOAD AND SHOW CLEAR”**.
- When all ROs have reported clear, the CRO will command **“RANGE IS SAFE”** and give permission to ROs and Competitors to go forward in order to score and replace targets as necessary. Competitors must not start picking up their gear until this command is given.
- **“STOP, STOP, STOP”** – On hearing this command all competitors must cease shooting immediately and keep the gun pointing in a safe direction, keep their finger away from the trigger and wait for further instructions (note that anyone on the range can, and should, call “STOP, STOP, STOP” if they become aware of any potential safety issue).

Gun type	GRSB	GRCF	Handguns	
	Event number & Card colour	1601	1602	1621 LBP
1603 Open			1622 LBR	
1604 Classic				
Target	B1 Half size 	B1 	B1 	Event not offered separately for iron sights
Sights	Any	As per gun type	Any	
Rounds	102			
Max. Score	1020			
Ready Position	Parallel	Parallel	LBP – Holstered Loaded LBR - Holstered	
Positions	Standing Unsupported (left and right), Kneeling, Sitting			
Penalties	Moving between shooting positions during a practice without following the correct rules for this			

Notes

Given the need to change distances between practices, at the end of each practice, after firearms are cleared, the RO gives the commands: **“BAG YOUR FIREARMS. HANDGUNS MAY BE HOLSTERED.”** Wait until all ready, then go forward, score and reface. After returning to the line: **“PICK UP YOUR FIREARMS AND EQUIPMENT AND, AS A LINE, MOVE TO THE 25/15/10m LINE”** Check for stragglers and that firearms remain bagged or holstered until the command to **“UNBAG – CHECK AND ADJUST”** is given (no need to clear).

For Practice 1 mixed lines will need to be split. GRSB, LBP & LBR shoot first with 20s, then GRCF with 30s.

1020 v1 (2025)

Time:		45 mins	Distances:		25, 15 & 10m	
Course of Fire		GRSB, GRCF		LBP, LBR		Box Settings
Practice 1	Stage 1 – 10m, 12 shots, including reloading, standing unsupported (LBR double action only) Stage 2 – 15m, 12 shots, including reloading, standing unsupported (LBR double action only) ROs score and reface				GRSB, LBP, LBR – 20s GRCF – 30s with 7s away time	
Practice 2	25m, 18 shots in 90 seconds, including reloading. Competitor may not make ready until in the shooting position: 6 shots kneeling 6 shots left shoulder standing unsupported 6 shots right shoulder standing unsupported ROs score and reface		25m, 18 shots in 90 seconds, including reloading. Competitor may not make ready until in the shooting position: 6 shots kneeling 6 shots left hand standing unsupported 6 shots right hand standing unsupported (LBR double action only)		90s (1m 30s) with 7s away time	
Practice 3	Stage 1 - 25m, 12 shots, including reloading, standing unsupported (LBR double action only) Stage 2 - 25m, 12 shots, including reloading, standing unsupported (LBR double action only) ROs score and reface				35s with 7s away time – shot twice	
Practice 4	25m, 24 shots in 165 seconds (2m 45s), inc. reloading. Competitor may not make ready until in the shooting position: 6 shots kneeling 6 shots sitting 6 shots left shoulder standing unsupported 6 shots right shoulder standing unsupported ROs score and reface		25m, 24 shots in 165 seconds (2m 45s), inc. reloading. Competitor may not make ready until in the shooting position: 6 shots sitting 6 shots kneeling 6 shots left hand standing unsupported 6 shots right hand standing unsupported (LBR single or double action)		165s (2m 45s) with 7s away time	
Practice 5	Stage 1 – 25m, 6 shots, standing unsupported (LBR double action only) Stage 2 – 25m, 6 shots, standing unsupported (LBR double action only) ROs score, cards completed and collected				12s with 7s away time – shot twice.	